



SPARE-PARTS CATALOGUE COMMERCIAL VEHICLES

Ersatzteilekatalog
Nutzfahrzeuge

Catalogue de Pièces de Rechange
Véhicules Poids Lourd et Utilitaires

Catalogo delle Parti di Ricambio
Veicoli Commerciali

Catálogo de Piezas de Recambio
Vehículos Industriales

DON | **SERIOUS
STOPPING
POWER**

KEY TO SYMBOLS / Symbole / Légende / Simboli / Símbolos



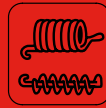
Set of disc brake pads
Scheibenbremsbelag-Satz
Jeu de plaquettes de frein à disque
Serie pastiglie freno
Juego de pastillas de freno



Set of brake shoes
Bremsbacken-Satz
Jeu de mâchoires
Serie ganasce freno
Juego de mordazas




Set of disc brake pads for wear indication
Scheibenbremsbelag-Satz für Verschleißanzeige
Jeu de plaquettes de freins à disque permettant le montage de témoins d'usure
Serie pastiglie freno per indicatore d'usura
Juego de pastillas de freno con indicador de desgaste



Set of accessories for brake shoes
Zubehörsatz für Bremsbacken
Jeu d'accessoires pour mâchoires
Serie accessori per ganasce freno
Juego de accesorios para mordazas



Wear indicator
Verschleißanzeiger
Témoin d'usure
Indicatore d'usura
Indicador de desgaste



Set of drum brake linings
Trommelbremsbelag-Satz
Jeu de garnitures de freins à tambour
Serie guarnizioni per freno a tamburo
Juego de segmentos para freno de tambor



Solid brake disc
Massive Brems Scheibe
Disque de frein plein
Disco freno pieno
Disco de freno sólido



Set of drum brake linings (Tapered)
Trommelbremsbelag-Satz (Sichelförmig)
Jeu de garnitures de freins à tambour (Décroissante)
Serie guarnizioni per freno a tamburo (Falcato)
Juego de segmentos para freno de tambor (en Forma de Hoz)



Ventilated brake disc
Belüftete Brems Scheibe
Disque de frein ventilé
Disco freno ventilato
Disco de freno ventilado



Rivets
Niete
Rivets
Rivetti
Remaches



Accessories for disc brake pads
Zubehörsatz für Scheibenbremsbeläge
Jeu d'accessoires pour plaquettes de frein à disque
Serie accessori per pastiglie freno
Juego de pastillas de freno con accesorios



Accessories for brake calipers
Zubehörsatz für Bremssättel
Jeu d'accessoires pour étriers de frein
Serie accessori per pinze freno
Juego de accesorios para pinzas de freno

AXIS CONFIGURATION / Achskonfiguration / Configuration de L'essieu / Configurazione dell'asse / Configuración de los ejes



non-steered wheel
nicht gelenktes Rad
roue non directrice
ruota non guidata
rueda no direccional



steered wheel
gelenktes Rad
roue directrice
ruota guidata
rueda de dirección



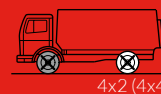
steered and driven wheel
gelenktes u. angetriebenes Rad
roue directrice et motrice
roua guidata e comandata
rueda de dirección y motriz



driven wheel
angetriebenes Rad
roue motrice
roua comandata
rueda motriz

Example/Beispiel/Exemple/Exempio/Ejemplo:

4x2 = 4 wheels, 2 driven
= 4 Räder, 2 angetrieben
= 4 roues, 2 motrices
= 4 ruote, 2 comandate
= 4 ruedas, 2 motrices



4x2 (4x4)

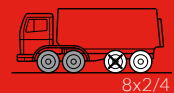


6x2

6x4 = 6 wheels, 4 driven
= 6 Räder, 4 angetrieben
= 6 roues, 4 motrices
= 6 ruote, 4 comandate
= 6 ruedas, 4 motrices

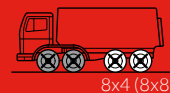


6x4 (6x6)



8x2/4

6x2/4 = 6 wheels, 2 driven, 4 steered
= 6 Räder, 2 angetrieben, 4 gelenkt
= 6 roues, 2 motrices, 4 directrices
= 6 ruote, 2 comandate, 4 guidate
= 6 ruedas, 2 motrices, 4 de dirección



8x4 (8x8)



6x2/4 (6x4/4)

Brakebook – Your personal online catalogue and marketing service

Brakebook – Ihr persönlicher Online-Katalog und Marketing Service

Brakebook – vos catalogues en ligne et services marketing personnalisés

Brakebook – Il catalogo online sempre a tua disposizione

Brakebook – su catálogo online y servicio de marketing personales

www.don.brakebook.com



SPARE-PARTS CATALOGUE COMMERCIAL VEHICLES

Ersatzteilekatalog

Nutzfahrzeuge

Catalogue de Pièces de Rechange

Véhicules Poids Lourd et Utilitaires

Catalogo delle Parti di Ricambio

Veicoli Commerciali

Catálogo de Piezas de Recambio

Vehículos Industriales

Due to the diverse range of models and spare parts of automotive manufacturers, it is not always possible to assign the articles precisely. For this reason, please note the remarks and parts description given.

Durch die Modell- und Ersatzteilvervielfalt der Automobilhersteller ist eine genaue Zuordnung der Artikel nicht immer möglich. Daher sind die aufgeführten Bemerkungen und Teilebeschreibungen zu beachten.

	GB	D
XXYY -	From construction year	ab Baujahr
⊖ XXYY	To construction year	bis Baujahr
XXXXXX -	From Chassis No.	ab Fahrgestellnummer
⊖ XXXXXX	To Chassis No.	bis Fahrgestellnummer
XXXXX -	From VET Number	ab VET-Nummer
⊖ XXXXX	To VET Number	bis VET-Nummer
⊖	except/models except	ohne/Modelle ohne
⊕	with/models with/only	mit/Modelle mit/nur
... -axle	Axle Version	Achsausführung
... -brake	Brake System	Bremssystem
... cyl.	Number of Cylinders	Zylinderanzahl
... holes	holes	Löcher
... kg payload	Payload [kg]	Nutzlast [kg]
... -made	Vehicle Production Country	Fahrzeugproduktionsland
... mm hub-Ø	Wheel Hub Diameter [mm]	Radnabendurchmesser [mm]
... mm piston Ø	Piston Diameter [mm]	Zylinderkolbendurchmesser [mm]
... oversize	Oversize	Übermaß
... pcs. WI-fastener	pieces wear-indicator fastener	Stück Warnkontaktsicherung
... PS -	Engine Output from [HP]	Leistung von [PS]
⊖ ... PS	Engine Output to [HP]	Leistung bis [PS]
... seats	Number of Seats	Sitzplätze
Ø ... mm	Diameter [mm]	Durchmesser [mm]
1 plug	1 plug	ein Stecker
2 plugs	2 plugs	zwei Stecker
2. front axle	2nd FA	2.VA
2. rear axle	2nd RA	2.HA
3rd seating row	3rd seating row	3. Sitzreihe
5-speed man.	Manual Transmission, 5-speed	Schaltgetriebe 5 Gang
ABS	ABS	ABS
ABS-sensorring	ABS sensor ring	ABS-Sensorring
additional axle	additional axle	Zusatzachse
air appl. brake	air applied brake	Druckluftbremse
air cond.	air conditioning	Klimaanlage
ASR	ASR	ASR
autom adjustm.	automatic adjustment	automatische Nachstellung
autom.	Automatic Transmission	Automatikgetriebe
autom. clim. contr.	automatic climate control	Klimaautomatik
auxiliary axle	Auxiliary Axle	Zusatzachse
AWD	All-wheel Drive	Allrad
axle load ... t	Axle Load [t]	Achslast [t]
axle load ... t -	From Axle Load [t]	ab Achslast [t]
⊖ axle load ... t	To axle load [t]	bis Achslast [t]
BM ...	Model	Baumuster
brake booster	brake booster	Bremskraftverstärker
brake power regul.	brake-power regulator	Bremskraftregler
decreased payload	reduced payload	reduzierte Nutzlast
disc brake	Disc Brake	Scheibenbremse
disc brakes on the rear	disc brakes on the rear axle	Scheibenbremse an der Hinterachse
disc-/drum brake	Disc/Drum	Scheiben/Trommel
drum brake	Drum Brake	Trommelbremse
drum brakes on the rear	drum brakes on the rear axle	Trommelbremse an der Hinterachse
dual tyres	dual tyres	Doppelbereifung
elec.	Electric	elektrisch
elec. damp. susp.	electronic suspension control	elektr. Dämpferregulierung
elect. handbrake	electric handbrake	elektronische Feststellbremse
engine ...	Engine Code	Motorcode

Il n'est pas toujours possible de déterminer exactement un article en raison du grand nombre de modèles et de pièces de rechange proposés par l'industrie automobile.	A causa della grande varietà di modelli e parti di ricambio dei costruttori di automobili, non è sempre possibile identificare esattamente gli articoli. Per questo motivo vanno rispettate le annotazioni e descrizioni delle parti.	A causa de la gran diversidad de modelos y recambios de los fabricantes de automóviles, no siempre es posible determinar exactamente un artículo. Por la tanto, hay que tener en cuenta las observaciones y las descripciones de las piezas.
F	I	E
à partir d'année de construction	Dall'anno di fabbricazione	desde año construcción
jusque année de construction	Fino all'anno di fabbricazione	hasta año de construcción
à partir de n° de châssis	Da n° telaio	desde n° de chasis
jusque n° de châssis	fino a n° telaio	hasta n° de chasis
à partir du numéro VET	Da n° VET	desde n° VET
jusqu'à numéro VET	fino a N° VET	hasta n° VET
sans/type sans	senza/modelli senza	sin/modelos sin
avec/modèles avec/seulement	con/modelli con/solo	con/modelos con/sólo
Type d'essieu	Versione assale	Tipo de eje
Système de freinage	Sistema frenante	Sistema de frenos
Nombre de cylindres	N° di cilindri	Número de cilindros
trous	fori	agujeros
Charge utile [kg]	Portata utile [kg]	Carga útil [kg]
Pays constructeur du véhicule	Paese di produzione del veicolo	País producción vehículo
Diamètre moyen de roue [mm]	Diametro mozzo ruota [mm]	Diám. cubo rueda [mm]
Diamètre de piston de cylindre [mm]	Diametro pistone cilindro [mm]	Diámetro del cilindro del pistón [mm]
Surdimesion/cote majorée	Sovramisura	sobremedida
pc. éléments de fixation pour indicateur d' usure	N. protezioni contatti segnalatori di usura	uds. sujetador del indicador de desgaste
Puissance à partir de [CV]	Potenza a partire da [CV]	Potencia [CV] desde
Puissance jusque [CV]	Potenza motore fino a [CV]	Potencia [CV] hasta
Nombre de sièges	N° di posti a sedere	Número de asientos
Diamètre [mm]	Diametro [mm]	Diámetro [mm]
1 prise/ 1 fiche	Monospina	un conector
deux prises	due spine/cappucci	dos conectores
2e essieu avant	2° Assale ant.	ED 2
2e essieu arrière	2° Assale post.	ET 2
3ième rangée de sièges	3° fila di sedili	3 hileras de asientos
boîte de vitesses man., à 5 vit.	Cambio manuale, a 5 marce	Manual, 5 vel.
système antiblocage	ABS	ABS
avec paliers de secours ABR	Con anello sensore ABS	con anillo sensor ABS
essieu supplémentaire	asse addizionale	eje adicional
frein pneumatique	freno pneumatico	freno de aire comprimido
système de climatisation	aria condizionata	climatizador
ASR	ASR	ASR
réglage automatique	regolazione automatica	reajuste automático
Transmission automatique	Trasmissione automatica	Transmisión automática
climatiseur automatique	impianto automatico aria condizionata	climatizador automático
essieu complémentaire	Assale addizionale	Eje adicional
traction intégrale	4 ruote motrici	A las 4 ruedas
Charge [t]	Carico assiale [t]	Carga del eje [t]
à partir de [t] de charge d'essieu	Da carico assiale [t]	desde carga de eje [t]
Charge sur l'essieu jusqu'à [t]	Fino a carico assiale [t]	hasta carga de eje [t]
Modèle type	Modello	Modelo de construcción
dispositif d'assistance de frein	servofreno	servofreno
régulateur de force de freinage	correttore di frenata	regulador de fuerza de frenado
charge utile réduite	portata utile ridotta	carga útil reducida
frein à disque	Freno a disco	Discos
frein à disques à l'essieu arrière	freni a disco per assale posteriore	freno de disco en eje trasero
disque / tambour	Disco /Tamburo	Discos/Tambor
frein à tambour	Freno a tamburo	Tambor
frein à tambour à l'essieu arrière	freni a tamburo ad assale posteriore	freno de tambor en eje trasero
pneus doubles	pneumatici gemellati	neumáticos gemelos
électrique	Elettrico	eléctrico
réglage d'amortisseur électronique	regolazione elettr. ammortizzatori	regulación eléctrica de amortiguación
frein d'arrêt électronique	freno stazionam. elettronico	freno de detención electrónico
Code moteur	Codice motore	Código de motor

Due to the diverse range of models and spare parts of automotive manufacturers, it is not always possible to assign the articles precisely. For this reason, please note the remarks and parts description given.

Durch die Modell- und Ersatzteilvielfalt der Automobilhersteller ist eine genaue Zuordnung der Artikel nicht immer möglich. Daher sind die aufgeführten Bemerkungen und Teilebeschreibungen zu beachten.

	GB	D
ESP	ESP	ESP
ext.wheelbase	extended wheelbase	verlängerter Radstand
Fist-type cal.	Fist-type Caliper	Faustsattel
Fist-type cal. (2 pist.)	Fist-type Caliper (2 pistons)	Faustsattel(2-Kolben)
Fixed cal.	Fixed Caliper	Festsattel
Fixed cal. (2 pist.)	Fixed Caliper (2 pistons)	Festsattel(2-Kolben)
Fixed cal. (4 pist.)	Fixed Caliper (4 pistons)	Festsattel(4-Kolben)
flat plug	Blade Terminal	Flachstecker
float. cal.	Floating Caliper	Schwimmsattel
Frame saddle	Frame Saddle	Rahmensattel
front-wheel drive	front-wheel drive	Frontantrieb
governm. veh.	government vehicles	Behördenfahrzeuge
H ... mm	Height [mm]	Höhe [mm]
hub disc	hub disc	Nabenscheibe
hydro pneum. susp.	hydro pneumatic suspension	hydro-pneumatischer Federung
i.W.I.	integrated wear sensor	integrierter Verschleißsensor
increased payload	increased payload	erhöhte Nutzlast
L ... mm	Length [mm]	Länge [mm]
left	Fitting Position: left	Einbauseite links
left hand driven	left-hand drive vehicles	Linkslenker
lifting axle	Lifting Axle	Liftachse
light alloy rim	light alloy rim	Leichtmetallfelge
m.W.I.	acoustic wear warning	akustischer Verschleißwarnung
man.	Manual Transmission	Schaltgetriebe
man. adjustm.	manual adjustment	manuelle Nachstellung
max.gross.w. ... kg	Gross Vehicle Weight [kg]	zul. Gesamtgewicht [kg]
mech.	Mechanical	mechanisch
on-board comp.	on-board computer	Bordcomputer
optional	alternatively	wahlweise
or	or	oder
oversize of	oversize of	Übergroße von
police veh.	police vehicles	Polizeifahrzeuge
post veh.	post office vehicles	Postfahrzeuge
power steering	power steering	Servolenkung
PR ...	PR number	PR-Nummer
rear-wheel drive	rear-wheel drive	Heckantrieb
reinf. susp.	heavy duty suspension	verstärktes Fahrwerk
reinf.brakes	reinforced brakes	verstärkte Bremse
ride height adjustm.	Ride Height Adjustment	Niveauregulierung
right	Fitting Position: right	Einbauseite rechts
right hand driven	right-hand drive vehicles	Rechtslenker
rim ... hole	Rim Hole Number	Felge Lochzahl
rim size ...	Rim Size [in]	Felgengröße [Zoll]
round plug	Round Plug	Rundstecker
single tyre	single tyres	Einfachbereifung
solid disc	solid disc	massive Bremscheibe
spec.purp.veh.	special-purpose vehicles	Sonderfahrzeuge
starr axle	Rigid Axle	Starrachse
steel rim	steel rim	Stahlfelge
steered	steered	gelenkt
TH ... mm	Thickness [mm]	Dicke [mm]
vented disc	ventilated disc	belüftete Bremscheibe
W ... mm	Width [mm]	Breite [mm]
W.I.	wear warning contact	Verschleißwarnkontakt
wheel Ø ..."	Wheel Diameter [in]	Raddurchmesser [Zoll]

Il n'est pas toujours possible de déterminer exactement un article en raison du grand nombre de modèles et de pièces de rechange proposés par l'industrie automobile.	A causa della grande varietà di modelli e parti di ricambio dei costruttori di automobili, non è sempre possibile identificare esattamente gli articoli. Per questo motivo vanno rispettate le annotazioni e descrizioni delle parti.	A causa de la gran diversidad de modelos y recambios de los fabricantes de automóviles, no siempre es posible determinar exactamente un artículo. Por la tanto, hay que tener en cuenta las observaciones y las descripciones de las piezas.
F	I	E
ESP	ESP	ESP
empattement rallongé	interasse esteso	distancia entre ejes prolongada
Etrier flottant	Pinza a pugno	Montura de puño
Etrier flottant (2 pistons)	Pinza a pugno (2 pistoni)	Montura de puño (2 émbolos)
Etrier fixe	Pinza fissa	Montura fija
Etrier fixe (2 pistons)	Pinza fissa (2 pistoni)	Montura fija (2 émbolos)
Etrier fixe (4 pistons)	Pinza fissa (4 pistoni)	Montura fija (4 émbolos)
Fiche plate	Spina piatta	Conector plano
Etrier flottant	Pinza flottante	Montura flotante
Etrier quatre	Telaio della pinza	Pinza de marco
traction avant	trazione anteriore	tracción delantera
véhicule d'administration	Per veicoli dell'amministrazione pubbl.	para vehículos admn. pública
Hauteur [mm]	Altezza [mm]	Altura [mm]
disque de moyeu	disco mozzo	disco de buje
Suspension hydro-pneumatique	sospensione idro-pneumatica	susp. hidroneumática
palpeur d'usure intégré	sensore di usura integrato	sensor de desgaste incorporado
charge utile surélevée	carico utile maggiorato	carga útil aumentada
Longueur [mm]	Lunghezza [mm]	Longitud [mm]
Côté d'assemblage: gauche	Lato di montaggio: sinistra	Lado de montaje: izquierdo
véhicule avec direction à gauche	veicolo con guida a Sx	vehic. dirección izquierda
Essieu élévateur	Asse di sollevamento	Eje elevador
jante en alliage léger	cerchi in lega leggera	llantas de aleación ligera
avertisseur sonore d'usure	segnalazione acustica di usura	avisador acústico de desgaste
boîte de vitesses manuelle	Cambio manuale di velocità	Caja de cambios manual
réglage manuel	regolazione manuale	reajuste manual
Poids total autorisé en charge [kg]	Peso complessivo consentito [kg]	Peso total autorizado [kg]
mécanique	Meccanico	mecánico
ordinateur de bord	computer di bordo	ordenador de a bordo
au choix	A scelta	opcional
ou	o	o
dimension spéciale de	sovramisura di	sobrdimensión de
voiture de police	mezzi della polizia	vehículo de policía
voiture de la poste	mezzi per servizio postale	vehículos de correos
direction assistée	servosterzo	dirección asistida
numéro PR	N° PR	Número de PR
traction arrière	trazione posteriore	tracción trasera
châssis renforcé	sospensione rinforzata	chasis reforzado
frein assisté	freni rinforzati	freno reforzado
réglage de niveau	Regolazione livello	Regulación de nivel
Côté d'assemblage: droite	Lato montaggio: destra	Lado de montaje: derecho
véhicule avec direction à droite	veicolo con guida a Dx	vehic. dirección a la derecha
Jante, nombre de trous	Cerchione, n° fori	Llanta, n° de taladros
Dimension de la jante [pouces]	Misura cerchione [pollici]	Tamaño de llanta [in]
fiche ronde	Spina rotonda	Conector redondo
pneus simples	pneumatici singoli	neumáticos sencillos
disque de frein non ventilé	disco freno pieno	disco de freno macizo
véhicule spécial	Per veicoli speciali	para vehículos especiales
essieu rigide	Assale rigido	Eje rígido
jante en acier	cerchione in acciaio	llantas de acero
articulé	articolato	guiado
Épaisseur [mm]	Spessore [mm]	Espesor [mm]
disque de frein ventilé	freno ventilato	disco de freno ventilado
Largeur [mm]	Larghezza [mm]	Ancho [mm]
contact de signal d'usure	contatto segnalazione di usura	contacto avisador de desgaste
Diamètre de roue [pouces]	Diametro ruota [pollici]	Diámetro de rueda [in]

ACERBI	1	LECINENA	62
ANTEO	1	LECITRAILER	63
ARROW TRAILER	1	LEYLAND	63
ATE	1	LEYLAND-DAF	63
AUTOSAN	1	LIAZ	64
AVIA	1	LOHR	65
AWD	1	MAN	65
AYATS	1	MCV Corporate Group	116
BATTAGLINO S.P.A.	2	MENARINI	117
BEDFORD	2	MERCEDES-BENZ	117
BERKHOF	3	MERITOR	158
BMC	3	MINERVA	159
BOVA	3	MISTRALL	159
BPW	4	MOL	159
CALABRESE	5	MULTICAR	160
CARDI	5	NEOPLAN	161
CARENZI	6	NISSAN	164
CARRIMORE	6	NUOVA O.M.T.	165
CASTERA	6	OMEP	165
CODER	6	OPTARE	165
COLAERT	6	PEGASO	165
DAF	6	PIACENZA	166
DE FILIPPI	24	PLAXTON	166
DENNIS	24	RENAULT TRUCKS	168
DENNISON	26	ROCKWELL	188
DEN OUDSTEN BUSSEN	24	ROLFO	190
DIANA CAR	26	SAE	190
DODGE	27	SAF	190
DORSEY	27	SCANIA	192
EATON	27	SCHMITZ Cargobull	208
ERF	27	SEDDON DIESEL	208
FODEN TRUCKS	31	SETRA	209
FORD	31	SISU	211
FRANCHIN	33	SOLARIS	211
FRUEHAUF	33	SPECIALCAR	211
GORICA	33	STEYR	211
GRANNING LYNX	34	TATRA	213
HALDEX	34	TEMSA	213
HEULIEZ	34	TOYOTA	213
IKARUS	35	TRAILOR	213
IRISBUS	35	TRENKAMP & GEHLE (GIGANT)	213
IRIZAR	36	TVM	214
IVECO	36	VALX	214
JELCZ	60	VAN HOOL	214
KAESSBOHRER	61	VOLVO	215
KAMAZ	61	WABCO (Perrot Bremse)	237
KAROSA	61	WARSTEIN	239
KNORR BREMSE	61	YORK TRANSPORT EQUIPMENT PTY LTD	239
KNOTT	62	ZORZI	240
LAG	62		



kW / hp

**ACERBI****ACERBI**

300,0x200,0 (BPW)

BC801S7340
19574

W 200 x iaL 145,4 x ø 300

419,0x203,0 (ROR 20")

RW121S7329
19365

W 203.2 x iaL 194,6 x ø 419

420,0x160,0 (BPW)

BC351S7340
19200

W 160 x iaL 203,7 x ø 420

420,0x180,0 (BPW)

BC361S7340
19032

W 180 x iaL 203,7 x ø 420

420,0x200,0 (BPW)

BC371S7340
19094

W 200 x iaL 203,7 x ø 420

ANTEO**ANTEO**

300,0x200,0 (BPW)

BC801S7340
19574

W 200 x iaL 145,4 x ø 300

ARROW TRAILER**ARROW TRAILER**

394,0x178,0

YK672S7340
19333


W 178 x iaL 196,4 x ø 394

ATE**ATE**

MERCEDES-BENZ

CVP002
29835[o] 175 x 85 x 22
Lucas B2x60**AUTOSAN****AUTOSAN**

EAGLE

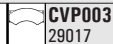
A1012T INTERCITY
A1012T SCHOOL BUSCVP032K
29285[o] 175.5 x 85.6 x 26
Wabco PAN 17CVP032K
29285[o] 175.5 x 85.6 x 26
Wabco PAN 17**AVIA****AVIA**

A-Line 01/97 → 12/99

A60
A7501/97 → 12/99
01/97 → 12/99CVP003
29017[-] 191 x 87 x 23
Wabco 456 F.-

D-Line 10/01 →

D 100 (4x2)	10/01 →	125 / 170
D 100 (4x2)	10/01 →	110 / 150
D 120 (4x2)	10/01 →	125 / 170
D 120 (4x2)	10/01 →	110 / 150
D 60 (4x2)	10/01 →	110 / 150
D 60 (4x2)	10/01 →	125 / 170
D 75 (4x2)	10/01 →	125 / 170
D 75 (4x2)	10/01 →	110 / 150
D 75 T (4x2)	10/01 →	110 / 150
D 75 T (4x2)	10/01 →	125 / 170
D 90 (4x2)	10/01 →	110 / 150
D 90 (4x2)	10/01 →	125 / 170

CVP003
29017[-] 191 x 87 x 23
Wabco 456 F.-**AWD****AWD**

MTM-Series 01/88 →

MTM 55

01/88 →

CS641S7119
19745

W 202.6 x iaL 157 x ø 394



L 10

ø 6.35 x L 15.9

96x

CS641S7119
19745

W 202.6 x iaL 157 x ø 394



L 10

ø 6.35 x L 15.9

96x

TM-Series 01/88 →

TM 40

01/88 →

TN 44 (Military Transp.)

01/88 →

CS641S7119
19745

W 202.6 x iaL 157 x ø 394



L 10

ø 6.35 x L 15.9

96x

CS641S7119
19745

W 202.6 x iaL 157 x ø 394



L 10

ø 6.35 x L 15.9

96x

T-Series 01/92 →

All models

01/92 →

CVP001
29302[-] 175.2 x 77 x 21
Girling B-FRAME

FK001

CVP001
29302[-] 175.2 x 77 x 21
Girling B-FRAME

FK001

AYATS**AYATS**

Atlantis - Series 01/02 →

Atlantis

01/02 →

CVP020KPSV
29087[o] 247.7 x 109.7 x 30
Knorr SB 7000CVP020KPSV
29087[o] 247.7 x 109.7 x 30
Knorr SB 7000



kW / hp



AYATS

AYATS

Atlantis - Series 01/02 →

Atlantis	01/02 →		CVD608	ø 430 x 45 x 131			CVD608	ø 430 x 45 x 131	
Bravo - Series 01/02 →									
1 (6x2)	01/02 →	294-338 / 400-460		CVPO20KPSV 29087	[o] 247.7 x 109.7 x 30 Knorr SB 7000			CVPO20KPSV 29087	[o] 247.7 x 109.7 x 30 Knorr SB 7000
1 Plus	01/02 →	294-338 / 400-460		CVD608	ø 430 x 45 x 131			CVD608	ø 430 x 45 x 131
2	01/02 →	294-338 / 400-460							
2 Plus	01/02 →	294-338 / 400-460							

BATTAGLINO S.P.A.

BATTAGLINO S.P.A.

419,0x219,0 (ROR)

							FU452S7329 19369		W 219.1 x iaL 196,6 x ø 419	
							L 10		ø 6.35 x L 15.9	96x
420,0x180,0 (BPW) 										
							BC361S7340 19032		W 180 x iaL 203,7 x ø 420	
420,0x200,0 (BPW) 										
							BC371S7340 19094		W 200 x iaL 203,7 x ø 420	

BEDFORD

BEDFORD

Buses 01/75 → 12/87

YMT 500	01/78 → 12/87						GG1421S7100 19371	W 202 x iaL 358 x ø 394	
YNT	01/75 → 12/87						GG1421S7115 19371	W 202 x iaL 358 x ø 394	
							L 9	ø 6.35 x L 14.29	72x

TJ-Series 01/77 → 12/87

TJ 090	01/77 → 12/87		B027281S7242 15248	W 81 x iaL 424 x ø 406					
TJ 340	01/77 → 12/87		B021221S7242 11189	W 44 x iaL 344 x ø 330			B021221S7242 11189	W 44 x iaL 344 x ø 330	
TJ 610	01/77 → 12/87						B037381S242AF 15281	W 81 x iaL 345 x ø 331	
TJ 700	01/77 → 12/87								

TK-Series 01/66 → 12/87

KM	01/66 → 12/87						GG1421S7100 19371	W 202 x iaL 358 x ø 394	
TK 1630	01/77 → 12/87						GG1421S7115 19371	W 202 x iaL 358 x ø 394	
							L 9	ø 6.35 x L 14.29	72x
TK 860 KD 6x2 Rigidis	01/77 → 12/87						B039401S242AF 17229	W 106 x iaL 345 x ø 331	

TL-Series 01/80 → 12/87

TL 1630 (DMY8)	01/80 → 12/87		GG1421S7100 19371	W 202 x iaL 358 x ø 394			GG1421S7100 19371	W 202 x iaL 358 x ø 394	
			GG1421S7115 19371	W 202 x iaL 358 x ø 394			GG1421S7115 19371	W 202 x iaL 358 x ø 394	
			L 9	ø 6.35 x L 14.29	72x		L 9	ø 6.35 x L 14.29	72x
TL 1630 (DOV)	01/80 → 12/87						GG1421S7100 19371	W 202 x iaL 358 x ø 394	
							GG1421S7115 19371	W 202 x iaL 358 x ø 394	
							L 9	ø 6.35 x L 14.29	72x

TM-Series 01/74 → 12/87

TM 1500	01/78 → 12/87		CS641S7119 19745	W 202.6 x iaL 157 x ø 394	Kirkstall		CS641S7119 19745	W 202.6 x iaL 157 x ø 394	Kirkstall
			L 10	ø 6.35 x L 15.9	96x		L 10	ø 6.35 x L 15.9	96x
TM 1700	01/74 → 12/78		CS641S7119 19745	W 202.6 x iaL 157 x ø 394	Kirkstall		CS641S7119 19745	W 202.6 x iaL 157 x ø 394	Kirkstall
			L 10	ø 6.35 x L 15.9	96x		GG1421S7100 19371	W 202 x iaL 358 x ø 394	
							GG1421S7115 19371	W 202 x iaL 358 x ø 394	
							L 9	ø 6.35 x L 14.29	72x
							L 10	ø 6.35 x L 15.9	⊙ Kirkstall-Axle 96x











kW / hp











**BOVA****BOVA****Futura  01/83 → 12/94**

FHM 12-290	01/83 → 12/94					8 x 18	ø 8 x L 18	72x
FHM 12-360	01/83 → 12/94							






Futura  09/01 →

FHD 10, FHD 12, FHD 13, FLD 12, FLD 13 (4x2)	09/01 →	250 / 340		CVP020KPSV 29087	[o] 247.7 x 109.7 x 30 Knorr SB 7000		PB18192S7100 19699	W 220 x iaL 174,3 x ø 410	
FHD 104, FHD 120, FHD 127, FLD 104, FLD 120, FLD 127 (4x2)	10/06 →	265 / 360		CVD541	ø 430 x 45 x 131		PB18192S7113 19699	W 220 x iaL 174,3 x ø 410	
FHD 12, FHD 13 (4x2) FLD 104, FLD 120, FLD 127 (4x2)	09/01 → 10/06 →	280 / 381 228 / 310							
FHD 14 Magnum, FLD 15 Magnum (6x2)	09/01 →	315 / 428		CVP020KPSV 29087	[o] 247.7 x 109.7 x 30 Knorr SB 7000		CVP020KPSV 29087	[o] 247.7 x 109.7 x 30 Knorr SB 7000	
FLD 15 Magnum (6x2)	09/01 →	280 / 381		CVD541	ø 430 x 45 x 131		CVD541	ø 430 x 45 x 131	



Futura (2-Axles)  01/90 → 12/95

FHD 10-290	01/90 → 12/95			CVP338 29747	139.5 x 121 x 32.5 Knorr K 85		DF32331S7100 19890	W 200 x iaL 180,9 x ø 420	
FHD 10-300	01/90 → 12/95								
FHD 12-290	01/90 → 12/95			CVD527	ø 406 x 48 x 175		DF32331S7203 19890	W 200 x iaL 180,9 x ø 420	
FHD 12-360	01/90 → 12/95								
FHD 12-370	01/90 → 12/95			CVD528	ø 460 x 48 x 119		L 10	ø 6.35 x L 15.9	128x
FVD 12-220	01/90 → 12/95								
FVD 12-270	01/90 → 12/95								
FHD 10-340XE (4x2)	06/95 →	250 / 340		CVP020KPSV 29087	[o] 247.7 x 109.7 x 30 Knorr SB 7000		PB18192S7100 19699	W 220 x iaL 174,3 x ø 410	
FHD 12-340XE (4x2)	06/95 →	250 / 340							
FHD 12-380XE (4x2)	06/95 →	280 / 380		CVD541	ø 430 x 45 x 131		PB18192S7113 19699	W 220 x iaL 174,3 x ø 410	
FHD 13-340XE (4x2)	06/95 →	250 / 340							
FHD 13-380XE (4x2)	06/95 →	280 / 380							
FLD 12-340XE (4x2)	06/95 →	250 / 340							



Futura (3-Axles)  06/95 →

FHD 14-430XE	06/95 →			CVP020KPSV 29087	[o] 247.7 x 109.7 x 30 Knorr SB 7000		CVP020KPSV 29087	[o] 247.7 x 109.7 x 30 Knorr SB 7000	
FHD 15-380XE	06/95 →			WIK515	L 282		WIK515	L 282	
FHD 15-430XE	06/95 →			CVD541	ø 430 x 45 x 131				

Lexio  09/05 →

LD 123, LD 130 (4x2)	09/05 →	265 / 360		CVP020KPSV 29087	[o] 247.7 x 109.7 x 30 Knorr SB 7000		CVP020KPSV 29087	[o] 247.7 x 109.7 x 30 Knorr SB 7000	
LD 123, LD 130 (4x2)	09/05 →	228 / 310							
LLD 123-310, LLD 130-310 (4x2)	07/07 →	228 / 310							
LLD 123-365, LLD 130-365 (4x2)	12/06 →	265 / 360							

Magiq  10/99 →

HD 120, HD 122 (4x2)	10/99 →	250 / 340		CVP020KPSV 29087	[o] 247.7 x 109.7 x 30 Knorr SB 7000		CVP020KPSV 29087	[o] 247.7 x 109.7 x 30 Knorr SB 7000	
HD 120, HD 122 (4x2)	10/99 →	280 / 381							
HD 131 Magnum, HD 139 Magnum (6x2)	10/99 →	315 / 428							
MHD 122 (4x2)	10/06 →	300 / 408							
MHD 131 Magnum, MHD 139 Magnum, MHD 148 Magnum (6x2/4)	07/07 →	340 / 462							

Synergy  09/04 →

DD 130, DD 138 (6x2)	09/04 →	315 / 428		CVP020KPSV 29087	[o] 247.7 x 109.7 x 30 Knorr SB 7000		CVP020KPSV 29087	[o] 247.7 x 109.7 x 30 Knorr SB 7000	
DD 130, DD 138 (6x2)	09/04 →	355 / 483							
SDD 130, SDD 141 (6x2/4)	07/07 →	340 / 462							
SDD 130, SDD 141 (6x2/4)	07/07 →	375 / 510							

BPW**BPW****300,0x200,0 **

							BC801S7340 19574	W 200 x iaL 145,4 x ø 300	
--	--	--	--	--	--	---	----------------------------	---------------------------	--

360,0x200,0 

							BC1001011S7340 19902	W 200 x iaL 159,3 x ø 360	
--	--	--	--	--	--	---	--------------------------------	---------------------------	--


400,0x100,0 

							8 x 18	ø 8 x L 18	64x
--	--	--	--	--	--	---	---------------	------------	-----

400,0x120,0 

							8 x 18	ø 8 x L 18	64x
--	--	--	--	--	--	---	---------------	------------	-----


400,0x80,0 

							8 x 18	ø 8 x L 18	40x
--	--	--	--	--	--	---	---------------	------------	-----

410,0x120,0 

							MP291S7115 17682	W 123 x iaL 178,0 x ø 410	
--	--	--	--	--	--	---	----------------------------	---------------------------	--

420,0x160,0 

							BC351S7340 19200	W 160 x iaL 203,7 x ø 420	
--	--	--	--	--	--	---	----------------------------	---------------------------	--

420,0x180,0 

							BC361S7340 19032	W 180 x iaL 203,7 x ø 420	→09/07
--	--	--	--	--	--	---	----------------------------	---------------------------	--------



kW / hp

**BPW****BPW**

420,0x200,0

BC371S7340
19094

W 200 x iaL 203,7 x ø 420

→09/07

420,0x220,0

BC811Y7340
19591

W 220 x iaL 204 x ø 420

430,0x150,0



8 x 18

ø 8 x L 18

64x

500,0x200,0



8 x 18

ø 8 x L 18

72x

SB 3745

CVP092K
29306[o] 210.9 x 92.5 x 30
Knorr SN 6

Grey Cast Iron



WIK533

L 365



CVD561

ø 377 x 45 x 159,5

⊕ rim 10 hole ⊕ ABS
→04/03

CVD598

ø 377 x 45 x 159,5

⊕ rim 8 hole ⊕ ABS



CVD599

ø 377 x 45 x 169,5

⊕ rim 10 hole ⊕ B-hub
→04/03

CVD614

ø 376 x 45 x 160

⊕ rim 10 hole ⊕ ABS
05/03→

CVD615

ø 376 x 45 x 160

⊕ rim 10 hole ⊕ ABS
05/03→

SB 4309

CVP094K
29308[o] 210.9 x 108.3 x 30
Knorr SK 7

Grey Cast Iron



WIK533

L 365



CVD616

ø 430 x 45 x 160

SB 4309 W

CVP094K
29308[o] 210.9 x 108.3 x 30
Knorr SK 7

Grey Cast Iron



WIK533

L 365



CVD616

ø 430 x 45 x 160

SB 4345

CVP093K
29307[o] 247.7 x 109.7 x 30
Knorr SN 7

Grey Cast Iron



WIK526

L 682



CVD555

ø 430 x 45 x 159



CVD613

ø 430 x 45 x 159



CVD616

ø 430 x 45 x 160

⊕ ORIGINAL BPW DISC

CALABRESE**CALABRESE**

419,0x178,0 (ROR)

RW561S7222
19036W 177.8 x iaL 189,1 x ø
419

420,0x200,0

BC371S7340
19094

W 200 x iaL 203,7 x ø 420

CARDI**CARDI**

300,0x200,0

BC801S7340
19574

W 200 x iaL 145,4 x ø 300

420,0x140,0

BC1091S7340
17456

W 140 x iaL 203,7 x ø 420

420,0x160,0

BC351S7340
19200

W 160 x iaL 203,7 x ø 420

420,0x180,0

BC361S7340
19032

W 180 x iaL 203,7 x ø 420



kW / hp



A-E

CARDI**CARDI**

420,0x200,0

BC371S7340
19094

W 200 x iaL 203,7 x ø 420

CARENZI**CARENZI**

420,0x90,0

FI951A7141
15500

W 90 x iaL 400 x ø 420

CARRIMORE**CARRIMORE**

419,0x219,1

FU452S7329
19369

W 219.1 x iaL 196,6 x ø 419

L 10

ø 6.35 x L 15.9

96x

CASTERA**CASTERA**

419,0x177,8

RW561S7222
19036

W 177.8 x iaL 189,1 x ø 419

419,0x203,2

RW121S7329
19365

W 203.2 x iaL 194,6 x ø 419

419,0x219,1

FU452S7329
19369

W 219.1 x iaL 196,6 x ø 419

L 10

ø 6.35 x L 15.9

96x

CODER**CODER**

419,0x219,1

FU452S7329
19369

W 219.1 x iaL 196,6 x ø 419

L 10

ø 6.35 x L 15.9

96x

420,0x180,0

BC361S7340
19032

W 180 x iaL 203,7 x ø 420

COLAERT**COLAERT**

305,0x200,0

LZ11S7222
19996

W 200 x iaL 249 x ø 305

414,0x150,0

SA10111BX7113
19049

W 150 x iaL 346,7 x ø 414

DAF**DAF**

45 05/91 → 12/00

FA 45.120-035 (4x2)	05/91 → 12/00	85 / 116		CVP003 29017	[-] 191 x 87 x 23 Wabco 456 F--			MP37381S7100 15817	W 96.5 x iaL 301,1 x ø 325	
FA 45.120-06 (4x2)	05/91 → 12/00	85 / 116		CVP005 29029	[+] 191 x 87 x 23	optional		MP37381S7115 15817	W 96.5 x iaL 301,1 x ø 325	
FA 45.130 B06,FA 45.130 C06 (4x2)	05/91 → 12/00	97 / 132		CVP027 29017	[+] 191 x 87 x 23 Wabco 456 F--			8 x 20	ø 8 x L 20	44x
FA 45.130 B08,FA 45.130 C08 (4x2)	05/91 → 12/00	96-97 / 131-132		CVD506	ø 315 x 26 x 121			MP39401S7100 17900	W 146.5 x iaL 301,1 x ø 325	
FA 45.150 B08,FA 45.150 C08 (4x2)	05/91 → 12/00	107-108 / 146-147		CVP003 29017	[-] 191 x 87 x 23 Wabco 456 F--			MP39401S7115 17900	W 146.5 x iaL 301,1 x ø 325	
FA 45.160 C08 (4x2)	05/91 → 12/00	119 / 162		CVP005 29029	[+] 191 x 87 x 23	optional		8 x 20	ø 8 x L 20	44x
FA 45.180 B08 (4x2)	05/95 → 12/00	133 / 181		CVP027 29017	[+] 191 x 87 x 23 Wabco 456 F--			8 x 20	ø 8 x L 20	44x
FA 45.150-10,FA 45.150 B10 (4x2)	05/91 → 12/00	107-108 / 146-147		CVD505	ø 312 x 30 x 137					
FA 45.150 B11,FA 45.150 C11 (4x2)	05/91 → 12/00	107-108 / 146-147								
FA 45.150 C09 (4x2)	05/91 → 12/00	108 / 147								
FA 45.160-10 (4x2)	05/91 → 12/00	119 / 162								
FA 45.160 C09 (4x2)	05/91 → 12/00	119 / 162								
FA 45.160 C11 (4x2)	05/91 → 12/00	119 / 162								
FA 45.180 B10 (4x2)	05/95 → 12/00	133 / 181								
FA 45.180 B11 (4x2)	05/95 → 12/00	133 / 181								
FA 45.210 B11 (4x2)	05/95 → 12/00	158 / 215								

55 11/95 → 12/00

FA 55.150 B13 (4x2)	11/95 → 12/00	107 / 146		CVP022 29077	[+] 204.5 x 106 x 27 Wabco 1600 V-G			PB221S7115 19503	W 170 x iaL 314,4 x ø 360	
FA 55.180 B13 (4x2)	11/95 → 12/00	133 / 181		CVD572	ø 375 x 44 x 128			PB221S7121 19503	W 170 x iaL 314,4 x ø 360	
FA 55.180 B15 (4x2)	11/95 → 12/00	133 / 181								
FA 55.210 B13 (4x2)	11/95 → 12/00	158 / 215								
FA 55.210 B15 (4x2)	11/95 → 12/00	158 / 215								
FA 55.230 B13 (4x2)	11/95 → 12/00	173 / 235								
FA 55.230 B15 (4x2)	11/95 → 12/00	173 / 235								
FAG 55.210 B 21 (6x2/4)	11/95 → 12/00	158 / 215								



kW / hp



DAF

DAF

A-E

65 **03/93→02/98**

FA 65.180 (4x2)	03/93→02/98	133 / 181		DF44451S7100 19010	W 150 x iaL 177,4 x ø 420		DF48491S7100 19063	W 200 x iaL 180,9 x ø 420	
FA 65.210 (4x2)	03/93→02/98	156 / 212							
FA 65.240 (4x2)	05/96→02/98	177 / 241							
FAV 65.180 (4x4)	03/93→02/98	133 / 181		DF44451S7203 19010	W 150 x iaL 177,4 x ø 420		DF48491S7203 19063	W 200 x iaL 180,9 x ø 420	
FAV 65.210 (4x4)	03/93→02/98	156 / 212							

65 CF **02/98→12/00**

FA 65 CF 180 (4x2)	02/98→12/00	133 / 181		DF44451S7100 19010	W 150 x iaL 177,4 x ø 420		DF48491S7100 19063	W 200 x iaL 180,9 x ø 420	
FA 65 CF 210 (4x2)	02/98→12/00	156 / 212							
FA 65 CF 240 (4x2)	02/98→12/00	177 / 241							
FAV 65 CF 180 (4x4)	02/98→12/00	133 / 181		DF44451S7203 19010	W 150 x iaL 177,4 x ø 420		DF48491S7203 19063	W 200 x iaL 180,9 x ø 420	
FAV 65 CF 210 (4x4)	02/98→12/00	156 / 212							

75 **07/92→02/98**

FA 75.240 (4x2)	07/92→02/98	180 / 245		DF44451S7100 19010	W 150 x iaL 177,4 x ø 420		DF48491S7100 19063	W 200 x iaL 180,9 x ø 420	
FA 75.270 (4x2)	07/92→02/98	200 / 272							
FA 75.300 (4x2)	07/92→02/98	222 / 302							
FAV 75.240 (4x4)	07/92→02/98	180 / 245		DF44451S7203 19010	W 150 x iaL 177,4 x ø 420		DF48491S7203 19063	W 200 x iaL 180,9 x ø 420	
FAV 75.270 (4x4)	07/92→02/98	200 / 272							
FT 75.240 (4x2)	07/92→02/98	180 / 245							
FT 75.270 (4x2)	07/92→02/98	200 / 272							
FT 75.300 (4x2)	07/92→02/98	222 / 302							
FAG 75.240,FAN 75.240 (6x2/4)	07/92→02/98	180 / 245		DF46471S7100 19052	W 175 x iaL 180,9 x ø 420		DF44451S7100 19010	W 150 x iaL 177,4 x ø 420	auxiliary axle
FAG 75.270,FAN 75.270 (6x2/4)	07/92→02/98	200 / 272		DF46471S7203 19052	W 175 x iaL 180,9 x ø 420		DF44451S7203 19010	W 150 x iaL 177,4 x ø 420	auxiliary axle
FAG 75.300,FAN 75.300 (6x2/4)	07/92→02/98	222 / 302					DF48491S7100 19063	W 200 x iaL 180,9 x ø 420	
							DF48491S7203 19063	W 200 x iaL 180,9 x ø 420	
FAR 75.240,FAS 75.240 (6x2)	07/92→02/98	180 / 245		DF44451S7100 19010	W 150 x iaL 177,4 x ø 420		DF44451S7100 19010	W 150 x iaL 177,4 x ø 420	auxiliary axle
FAR 75.270,FAS 75.270 (6x2)	07/92→02/98	200 / 272							
FAR 75.300,FAS 75.300 (6x2)	07/92→02/98	222 / 302		DF44451S7203 19010	W 150 x iaL 177,4 x ø 420		DF44451S7203 19010	W 150 x iaL 177,4 x ø 420	auxiliary axle
							DF48491S7100 19063	W 200 x iaL 180,9 x ø 420	
							DF48491S7203 19063	W 200 x iaL 180,9 x ø 420	
FAT 75.270 (6x4)	07/92→02/98	200 / 272		DF46471S7100 19052	W 175 x iaL 180,9 x ø 420		DF48491S7100 19063	W 200 x iaL 180,9 x ø 420	
				DF46471S7203 19052	W 175 x iaL 180,9 x ø 420		DF48491S7203 19063	W 200 x iaL 180,9 x ø 420	

75 CF **02/98→12/00**

FA 75 CF 250 (4x2)	02/98→12/00	183 / 249		DF44451S7100 19010	W 150 x iaL 177,4 x ø 420		DF48491S7100 19063	W 200 x iaL 180,9 x ø 420	
FA 75 CF 290 (4x2)	02/98→12/00	212 / 288							
FA 75 CF 320 (4x2)	02/98→12/00	235 / 320							
FT 75 CF 250 (4x2)	02/98→12/00	183 / 249		DF44451S7203 19010	W 150 x iaL 177,4 x ø 420		DF48491S7203 19063	W 200 x iaL 180,9 x ø 420	
FT 75 CF 290 (4x2)	02/98→12/00	212 / 288							
FT 75 CF 320 (4x2)	02/98→12/00	235 / 320							
FAG 75 CF 250,FAN 75 CF 250 (6x2/4)	02/98→12/00	183 / 249		DF46471S7100 19052	W 175 x iaL 180,9 x ø 420		DF44451S7100 19010	W 150 x iaL 177,4 x ø 420	auxiliary axle
FAG 75 CF 290,FAN 75 CF 290 (6x2/4)	02/98→12/00	212 / 288		DF46471S7203 19052	W 175 x iaL 180,9 x ø 420		DF44451S7203 19010	W 150 x iaL 177,4 x ø 420	auxiliary axle
FAG 75 CF 320,FAN 75 CF 320 (6x2/4)	02/98→12/00	235 / 320					DF48491S7100 19063	W 200 x iaL 180,9 x ø 420	
							DF48491S7203 19063	W 200 x iaL 180,9 x ø 420	
FAR 75 CF 250,FAS 75 CF 250 (6x2)	02/98→12/00	183 / 249		DF44451S7100 19010	W 150 x iaL 177,4 x ø 420		DF44451S7100 19010	W 150 x iaL 177,4 x ø 420	auxiliary axle
FAR 75 CF 290,FAS 75 CF 290 (6x2)	02/98→12/00	212 / 288							
FAR 75 CF 320,FAS 75 CF 320 (6x2)	02/98→12/00	235 / 320		DF44451S7203 19010	W 150 x iaL 177,4 x ø 420		DF44451S7203 19010	W 150 x iaL 177,4 x ø 420	auxiliary axle
							DF48491S7100 19063	W 200 x iaL 180,9 x ø 420	
							DF48491S7203 19063	W 200 x iaL 180,9 x ø 420	
FAT 75 CF 250 (6x4)	02/98→12/00	183 / 249		DF46471S7100 19052	W 175 x iaL 180,9 x ø 420		DF48491S7100 19063	W 200 x iaL 180,9 x ø 420	
FAT 75 CF 290 (6x4)	02/98→12/00	212 / 288							
FAT 75 CF 320 (6x4)	02/98→12/00	235 / 320		DF46471S7203 19052	W 175 x iaL 180,9 x ø 420		DF48491S7203 19063	W 200 x iaL 180,9 x ø 420	

85 **07/92→02/98**

FA 85.330 (4x2)	07/92→02/98	242 / 329		DF44451S7100 19010	W 150 x iaL 177,4 x ø 420		DF48491S7100 19063	W 200 x iaL 180,9 x ø 420	
FA 85.360 (4x2)	07/92→02/98	268 / 364							
FA 85.400 (4x2)	03/95→02/98	295 / 401							
FT 85.330 (4x2)	07/92→02/98	242 / 329		DF44451S7203 19010	W 150 x iaL 177,4 x ø 420		DF48491S7203 19063	W 200 x iaL 180,9 x ø 420	
FT 85.360 (4x2)	07/92→02/98	268 / 364							
FT 85.400 (4x2)	03/95→02/98	295 / 401							
FAD 85.330 (8x4/4)	07/92→02/98	242 / 329		DF46471S7100 19052	W 175 x iaL 180,9 x ø 420		DF48491S7100 19063	W 200 x iaL 180,9 x ø 420	
FAD 85.360 (8x4/4)	07/92→02/98	268 / 364							
FAD 85.400 (8x4/4)	03/95→02/98	295 / 401							
FAT 85.330 (6x4)	07/92→02/98	242 / 329		DF46471S7203 19052	W 175 x iaL 180,9 x ø 420		DF48491S7203 19063	W 200 x iaL 180,9 x ø 420	
FAT 85.360 (6x4)	07/92→02/98	268 / 364							
FAT 85.400 (6x4)	03/95→02/98	295 / 401							
FTT 85.330 (6x4)	07/92→02/98	242 / 329							
FTT 85.360 (6x4)	07/92→02/98	268 / 364							
FTT 85.400 (6x4)	03/95→02/98	295 / 401							
FAG 85.330,FAR 85.330,FAS 85.330 (6x2/2/4)	07/92→02/98	242 / 329		DF44451S7100 19010	W 150 x iaL 177,4 x ø 420		DF44451S7100 19010	W 150 x iaL 177,4 x ø 420	auxiliary axle
FAG 85.360,FAR 85.360,FAS 85.360 (6x2/2/4)	07/92→02/98	268 / 364		DF44451S7203 19010	W 150 x iaL 177,4 x ø 420		DF44451S7203 19010	W 150 x iaL 177,4 x ø 420	auxiliary axle



kW / hp



DAF

DAF

85 07/92 → 02/98

FAG 85.400, FAR 85.400, FAS 85.400 (6x2/2/4)	03/95 → 02/98	295 / 401		DF46471S7100 19052	W 175 x iaL 180,9 x ø 420	⊕ FAG/FTG-Models		DF48491S7100 19063	W 200 x iaL 180,9 x ø 420	
FTG 85.330 (6x2/4)	07/92 → 02/98	242 / 329		DF46471S7203 19052	W 175 x iaL 180,9 x ø 420	⊕ FAG/FTG-Models		DF48491S7203 19063	W 200 x iaL 180,9 x ø 420	

85 CF 02/98 → 12/00

FA 85 CF 340 (4x2)	02/98 → 12/00	250 / 340		DF44451S7100 19010	W 150 x iaL 177,4 x ø 420			DF48491S7100 19063	W 200 x iaL 180,9 x ø 420	
FA 85 CF 380 (4x2)	02/98 → 12/00	280 / 381		DF44451S7203 19010	W 150 x iaL 177,4 x ø 420			DF48491S7203 19063	W 200 x iaL 180,9 x ø 420	
FA 85 CF 430 (4x2)	02/98 → 12/00	315 / 428		DF44451S7100 19010	W 150 x iaL 177,4 x ø 420			DF44451S7100 19010	W 150 x iaL 177,4 x ø 420	auxiliary axle
FT 85 CF 340 (4x2)	02/98 → 12/00	250 / 340		DF44451S7203 19010	W 150 x iaL 177,4 x ø 420			DF44451S7203 19010	W 150 x iaL 177,4 x ø 420	auxiliary axle
FT 85 CF 380 (4x2)	02/98 → 12/00	280 / 381		DF46471S7100 19052	W 175 x iaL 180,9 x ø 420	⊕ FAG-Models		DF48491S7100 19063	W 200 x iaL 180,9 x ø 420	
FT 85 CF 430 (4x2)	02/98 → 12/00	315 / 428		DF46471S7203 19052	W 175 x iaL 180,9 x ø 420	⊕ FAG-Models		DF48491S7203 19063	W 200 x iaL 180,9 x ø 420	
FAC 85 CF 340 (8x2)	02/98 → 12/00	250 / 340		DF46471S7100 19052	W 175 x iaL 180,9 x ø 420			DF48491S7100 19063	W 200 x iaL 180,9 x ø 420	
FAC 85 CF 380 (8x2)	02/98 → 12/00	280 / 381		DF46471S7203 19052	W 175 x iaL 180,9 x ø 420			DF48491S7203 19063	W 200 x iaL 180,9 x ø 420	
FAC 85 CF 430 (8x2)	02/98 → 12/00	315 / 428		DF46471S7100 19052	W 175 x iaL 180,9 x ø 420			DF48491S7100 19063	W 200 x iaL 180,9 x ø 420	
FAG 85 CF 340, FAN 85 CF 340 (6x2/4)	02/98 → 12/00	250 / 340		DF46471S7203 19052	W 175 x iaL 180,9 x ø 420			DF48491S7203 19063	W 200 x iaL 180,9 x ø 420	
FAG 85 CF 380, FAN 85 CF 380 (6x2/4)	02/98 → 12/00	280 / 381		DF46471S7100 19052	W 175 x iaL 180,9 x ø 420			DF48491S7100 19063	W 200 x iaL 180,9 x ø 420	
FAG 85 CF 430, FAN 85 CF 430 (6x2/4)	02/98 → 12/00	315 / 428		DF46471S7203 19052	W 175 x iaL 180,9 x ø 420			DF48491S7203 19063	W 200 x iaL 180,9 x ø 420	
FAR 85 CF 340 (6x2)	02/98 → 12/00	250 / 340		DF46471S7100 19052	W 175 x iaL 180,9 x ø 420			DF48491S7100 19063	W 200 x iaL 180,9 x ø 420	
FAR 85 CF 380 (6x2)	02/98 → 12/00	280 / 381		DF46471S7203 19052	W 175 x iaL 180,9 x ø 420			DF48491S7203 19063	W 200 x iaL 180,9 x ø 420	
FAR 85 CF 430 (6x2)	02/98 → 12/00	315 / 428		DF46471S7100 19052	W 175 x iaL 180,9 x ø 420			DF48491S7100 19063	W 200 x iaL 180,9 x ø 420	
FAS 85 CF 340 (6x2)	02/98 → 12/00	250 / 340		DF46471S7203 19052	W 175 x iaL 180,9 x ø 420			DF48491S7203 19063	W 200 x iaL 180,9 x ø 420	
FAS 85 CF 380 (6x2)	02/98 → 12/00	280 / 381		DF46471S7100 19052	W 175 x iaL 180,9 x ø 420			DF48491S7100 19063	W 200 x iaL 180,9 x ø 420	
FAS 85 CF 430 (6x2)	02/98 → 12/00	315 / 428		DF46471S7203 19052	W 175 x iaL 180,9 x ø 420			DF48491S7203 19063	W 200 x iaL 180,9 x ø 420	
FTG 85 CF 340 (6x2/4)	02/98 → 12/00	250 / 340		DF46471S7100 19052	W 175 x iaL 180,9 x ø 420			DF48491S7100 19063	W 200 x iaL 180,9 x ø 420	
FTG 85 CF 380 (6x2/4)	02/98 → 12/00	280 / 381		DF46471S7203 19052	W 175 x iaL 180,9 x ø 420			DF48491S7203 19063	W 200 x iaL 180,9 x ø 420	
FTG 85 CF 430 (6x2/4)	02/98 → 12/00	315 / 428		DF46471S7100 19052	W 175 x iaL 180,9 x ø 420			DF48491S7100 19063	W 200 x iaL 180,9 x ø 420	
FAD 85 CF 340 (8x4/4)	02/98 → 12/00	250 / 340		DF46471S7203 19052	W 175 x iaL 180,9 x ø 420			DF48491S7203 19063	W 200 x iaL 180,9 x ø 420	
FAD 85 CF 380 (8x4/4)	02/98 → 12/00	280 / 381		DF46471S7100 19052	W 175 x iaL 180,9 x ø 420			DF48491S7100 19063	W 200 x iaL 180,9 x ø 420	
FAD 85 CF 430 (8x4/4)	02/98 → 12/00	315 / 428		DF46471S7203 19052	W 175 x iaL 180,9 x ø 420			DF48491S7203 19063	W 200 x iaL 180,9 x ø 420	
FAT 85 CF 340 (6x4)	02/98 → 12/00	250 / 340		DF46471S7100 19052	W 175 x iaL 180,9 x ø 420			DF48491S7100 19063	W 200 x iaL 180,9 x ø 420	
FAT 85 CF 380 (6x4)	02/98 → 12/00	280 / 381		DF46471S7203 19052	W 175 x iaL 180,9 x ø 420			DF48491S7203 19063	W 200 x iaL 180,9 x ø 420	
FAT 85 CF 430 (6x4)	02/98 → 12/00	315 / 428		DF46471S7100 19052	W 175 x iaL 180,9 x ø 420			DF48491S7100 19063	W 200 x iaL 180,9 x ø 420	
FTT 85 CF 340 (6x4)	02/98 → 12/00	250 / 340		DF46471S7203 19052	W 175 x iaL 180,9 x ø 420			DF48491S7203 19063	W 200 x iaL 180,9 x ø 420	
FTT 85 CF 380 (6x4)	02/98 → 12/00	280 / 381		DF46471S7100 19052	W 175 x iaL 180,9 x ø 420			DF48491S7100 19063	W 200 x iaL 180,9 x ø 420	
FTT 85 CF 430 (6x4)	02/98 → 12/00	315 / 428		DF46471S7203 19052	W 175 x iaL 180,9 x ø 420			DF48491S7203 19063	W 200 x iaL 180,9 x ø 420	

95 09/87 → 01/98

FA 95.310 (4x2)	09/87 → 09/90	225 / 306		DF34351S7100 19900	W 150 x iaL 177,3 x ø 420	optional		DF32331S7100 19890	W 200 x iaL 180,9 x ø 420	optional
				DF34351S7203 19900	W 150 x iaL 177 x ø 420	optional		DF32331S7203 19890	W 200 x iaL 180,9 x ø 420	optional
				DF36371S7100 19888	W 175 x iaL 180,9 x ø 420			DF34351S7100 19900	W 150 x iaL 177,3 x ø 420	optional
				L 10	ø 6.35 x L 15.9	optional 64x 96x		DF34351S7203 19900	W 150 x iaL 177 x ø 420	optional
				DF36371S7100 19888	W 175 x iaL 180,9 x ø 420			DF36371S7100 19888	W 175 x iaL 180,9 x ø 420	
				DF38391S7100 19914	W 240 x iaL 180,9 x ø 420			DF38391S7100 19914	W 240 x iaL 180,9 x ø 420	optional
				DF38391S7203 19914	W 240 x iaL 180,9 x ø 420			DF38391S7203 19914	W 240 x iaL 180,9 x ø 420	optional
				L 10	ø 6.35 x L 15.9	optional ⊕ f. 19890 128x 96x		L 10	ø 6.35 x L 15.9	optional ⊕ f. 19914 128x ⊕ f. 19890 128x ⊕ f. 19900 64x 96x
FA 95.330 (4x2)	08/90 → 01/93	242 / 330		DF44451S7100 19010	W 150 x iaL 177,4 x ø 420			DF48491S7100 19063	W 200 x iaL 180,9 x ø 420	
FA 95.360 (4x2)	08/90 → 01/98	268 / 364		DF44451S7203 19010	W 150 x iaL 177,4 x ø 420			DF48491S7203 19063	W 200 x iaL 180,9 x ø 420	
FA 95.400 (4x2)	08/90 → 01/98	295 / 401		DF44451S7100 19010	W 150 x iaL 177,4 x ø 420			DF48491S7100 19063	W 200 x iaL 180,9 x ø 420	
FA 95.430 (4x2)	02/92 → 01/98	315 / 428		DF44451S7203 19010	W 150 x iaL 177,4 x ø 420			DF48491S7203 19063	W 200 x iaL 180,9 x ø 420	
FT 95.330 (4x2)	08/90 → 01/93	242 / 330		DF44451S7100 19010	W 150 x iaL 177,4 x ø 420			DF48491S7100 19063	W 200 x iaL 180,9 x ø 420	
FT 95.360 (4x2)	08/90 → 01/98	268 / 364		DF44451S7203 19010	W 150 x iaL 177,4 x ø 420			DF48491S7203 19063	W 200 x iaL 180,9 x ø 420	
FT 95.400 (4x2)	08/90 → 01/98	295 / 401		DF44451S7100 19010	W 150 x iaL 177,4 x ø 420			DF48491S7100 19063	W 200 x iaL 180,9 x ø 420	
FT 95.430 (4x2)	02/92 → 01/98	315 / 428		DF44451S7203 19010	W 150 x iaL 177,4 x ø 420			DF48491S7203 19063	W 200 x iaL 180,9 x ø 420	
FA 95.350 (4x2)	09/87 → 09/90	259 / 352		DF34351S7100 19900	W 150 x iaL 177,3 x ø 420	optional		DF32331S7100 19890	W 200 x iaL 180,9 x ø 420	optional
				DF34351S7203 19900	W 150 x iaL 177 x ø 420	optional		DF32331S7203 19890	W 200 x iaL 180,9 x ø 420	optional
				DF36371S7100 19888	W 175 x iaL 180,9 x ø 420			DF34351S7100 19900	W 150 x iaL 177,3 x ø 420	optional
				L 10	ø 6.35 x L 15.9	optional 64x 96x		DF34351S7203 19900	W 150 x iaL 177 x ø 420	optional
				DF36371S7100 19888	W 175 x iaL 180,9 x ø 420			DF36371S7100 19888	W 175 x iaL 180,9 x ø 420	
				DF38391S7100 19914	W 240 x iaL 180,9 x ø 420			DF38391S7100 19914	W 240 x iaL 180,9 x ø 420	optional
				DF38391S7203 19914	W 240 x iaL 180,9 x ø 420			DF38391S7203 19914	W 240 x iaL 180,9 x ø 420	optional
				L 10	ø 6.35 x L 15.9	optional ⊕ f. 19914 128x 96x		L 10	ø 6.35 x L 15.9	optional ⊕ f. 19890 128x ⊕ f. 19914 128x ⊕ f. 19900 64x 96x
FA 95.380 (4x2)	09/87 → 09/90	282 / 384		DF34351S7100 19900	W 150 x iaL 177,3 x ø 420	optional		DF32331S7100 19890	W 200 x iaL 180,9 x ø 420	optional
FAT 95.350 (6x4)	09/87 → 09/90	259 / 352		DF34351S7203 19900	W 150 x iaL 177 x ø 420	optional		DF32331S7203 19890	W 200 x iaL 180,9 x ø 420	optional
				DF36371S7100 19888	W 175 x iaL 180,9 x ø 420			DF34351S7100 19900	W 150 x iaL 177,3 x ø 420	optional



kW / hp



DAF

DAF

95 09/87 → 01/98

FA 95.380 (4x2) FAT 95.350 (6x4)	09/87→09/90 09/87→09/90	282 / 384 259 / 352	L 10	ø 6.35 x L 15.9	optional 64x 96x	DF34351S7203 19900 DF36371S7100 19888 DF38391S7100 19914 DF38391S7203 19914 L 10	W 150 x iaL 177 x ø 420 W 175 x iaL 180,9 x ø 420 W 240 x iaL 180,9 x ø 420 W 240 x iaL 180,9 x ø 420	optional optional optional optional
FAC 95.310 (8x2/4) FAC 95.330 (8x2/4) FAC 95.350 (8x2/4) FAC 95.360 (8x2/4) FAC 95.380 (8x2/4) FAC 95.400 (8x2/4) FAC 95.430 (8x2/4) FAG 95.360, FAR 95.360, FAS 95.360 (6x2/2/4) FAG 95.380, FAR 95.380, FAS 95.380 (6x2/2/4) FAG 95.400, FAR 95.400, FAS 95.400 (6x2/2/4) FAG 95.430, FAR 95.430, FAS 95.430 (6x2/2/4) FAK 95.360 (8x2) FAK 95.400 (8x2) FAK 95.430 (8x2) FAR 95.330, FAS 95.330 (6x2)	09/87→ 08/90→ 09/87→ 08/90→ 09/87→ 08/90→ 02/92→ 08/90→01/98 08/90→01/98 02/92→01/98 08/90→01/98 08/90→01/98 02/92→01/98 08/90→01/98 08/90→01/98 02/92→01/98 08/90→01/98	225 / 306 242 / 330 259 / 352 268 / 365 282 / 384 295 / 401 315 / 428 268 / 364 282 / 384 295 / 401 315 / 428 268 / 364 295 / 401 315 / 428 242 / 330	DF44451S7100 19010 DF44451S7203 19010 DF46471S7100 19052 DF46471S7203 19052	W 150 x iaL 177,4 x ø 420 W 150 x iaL 177,4 x ø 420 W 175 x iaL 180,9 x ø 420 W 175 x iaL 180,9 x ø 420	optional 64x 96x ⊕ FAG-Models ⊕ FAG-Models	DF44451S7100 19010 DF44451S7203 19010 DF46471S7100 19052 DF46471S7203 19052 DF48491S7100 19063 DF48491S7203 19063	W 150 x iaL 177,4 x ø 420 W 150 x iaL 177,4 x ø 420 W 175 x iaL 180,9 x ø 420 W 175 x iaL 180,9 x ø 420 W 200 x iaL 180,9 x ø 420 W 200 x iaL 180,9 x ø 420	auxiliary axle auxiliary axle ⊕ FAG-Models auxiliary axle ⊕ FAG-Models auxiliary axle
FAD 95.310 (8x4/4) FTG 95.330 (6x2/2/4)	09/87→ 08/90→	225 / 306 242 / 330	DF34351S7100 19900 DF34351S7203 19900 DF36371S7100 19888 L 10	W 150 x iaL 177,3 x ø 420 W 150 x iaL 177 x ø 420 W 175 x iaL 180,9 x ø 420 ø 6.35 x L 15.9	optional optional optional 64x 96x	DF32331S7100 19890 DF32331S7203 19890 DF34351S7100 19900 DF34351S7203 19900 DF36371S7100 19888 DF38391S7100 19914 DF38391S7203 19914 L 10	W 200 x iaL 180,9 x ø 420 W 200 x iaL 180,9 x ø 420 W 150 x iaL 177,3 x ø 420 W 150 x iaL 177 x ø 420 W 175 x iaL 180,9 x ø 420 W 240 x iaL 180,9 x ø 420 W 240 x iaL 180,9 x ø 420	optional optional optional optional optional optional
FAD 95.330 (8x4/4) FTT 95.310 (6x4) FTT 95.330 (6x4)	08/90→ 09/87→ 09/87→	242 / 330 225 / 306 242 / 330	DF34351S7100 19900 DF34351S7203 19900 DF36371S7100 19888 L 10	W 150 x iaL 177,3 x ø 420 W 150 x iaL 177 x ø 420 W 175 x iaL 180,9 x ø 420 ø 6.35 x L 15.9	optional optional optional 64x 96x	DF32331S7100 19890 DF32331S7203 19890 DF34351S7100 19900 DF34351S7203 19900 DF36371S7100 19888 DF38391S7100 19914 DF38391S7203 19914 L 10	W 200 x iaL 180,9 x ø 420 W 200 x iaL 180,9 x ø 420 W 150 x iaL 177,3 x ø 420 W 150 x iaL 177 x ø 420 W 175 x iaL 180,9 x ø 420 W 240 x iaL 180,9 x ø 420 W 240 x iaL 180,9 x ø 420	optional optional optional optional optional optional
FAD 95.350 (8x4/4) FT 95.310 (4x2)	09/87→09/90 09/87→09/90	259 / 352 225 / 306	DF34351S7100 19900 DF34351S7203 19900 DF36371S7100 19888 L 10	W 150 x iaL 177,3 x ø 420 W 150 x iaL 177 x ø 420 W 175 x iaL 180,9 x ø 420 ø 6.35 x L 15.9	optional optional optional 64x 96x	DF32331S7100 19890 DF32331S7203 19890 DF34351S7100 19900 DF34351S7203 19900 DF36371S7100 19888 DF38391S7100 19914 DF38391S7203 19914 L 10	W 200 x iaL 180,9 x ø 420 W 200 x iaL 180,9 x ø 420 W 150 x iaL 177,3 x ø 420 W 150 x iaL 177 x ø 420 W 175 x iaL 180,9 x ø 420 W 240 x iaL 180,9 x ø 420 W 240 x iaL 180,9 x ø 420	optional optional optional optional optional optional

A-E



kW / hp



DAF

DAF

95 09/87→01/98

FAD 95.360 (8x4/4)	08/90→01/98	268 / 364		DF46471S7100 19052	W 175 x iaL 180,9 x ø 420			DF48491S7100 19063	W 200 x iaL 180,9 x ø 420	
FAD 95.400 (8x4/4)	08/90→01/98	295 / 401						DF48491S7203 19063	W 200 x iaL 180,9 x ø 420	
FAD 95.430 (8x4/4)	02/92→01/98	315 / 428								
FAT 95.360 (6x4)	08/90→01/98	268 / 364		DF46471S7203 19052	W 175 x iaL 180,9 x ø 420					
FAT 95.400 (6x4)	08/90→01/98	295 / 401								
FAT 95.430 (6x4)	02/92→01/98	315 / 428								
FTT 95.360 (6x4)	08/90→01/98	268 / 364								
FTT 95.400 (6x4)	08/90→01/98	295 / 401								
FTT 95.430 (6x4)	02/92→01/98	315 / 428								
FAD 95.380 (8x4/4)	09/87→09/90	282 / 384		DF34351S7100 19900	W 150 x iaL 177,3 x ø 420	optional		DF32331S7100 19890	W 200 x iaL 180,9 x ø 420	optional
FTG 95.350, FTS 95.350 (6x2/2/4)	09/87→09/90	259 / 352		DF34351S7203 19900	W 150 x iaL 177 x ø 420	optional		DF32331S7203 19890	W 200 x iaL 180,9 x ø 420	optional
				DF36371S7100 19888	W 175 x iaL 180,9 x ø 420			DF34351S7100 19900	W 150 x iaL 177,3 x ø 420	optional
				L 10	ø 6.35 x L 15.9	optional 64x 96x		DF34351S7203 19900	W 150 x iaL 177 x ø 420	optional
								DF36371S7100 19888	W 175 x iaL 180,9 x ø 420	
								DF38391S7100 19914	W 240 x iaL 180,9 x ø 420	optional
								DF38391S7203 19914	W 240 x iaL 180,9 x ø 420	optional
								L 10	ø 6.35 x L 15.9	optional ⊕ f. 19914 128x ⊕ f. 19900 64x ⊕ f. 19890 128x 96x
FAG 95.350, FAR 95.350, FAS 95.350 (6x2/2/4)	09/87→09/90	259 / 352		DF34351S7100 19900	W 150 x iaL 177,3 x ø 420	optional		DF32331S7100 19890	W 200 x iaL 180,9 x ø 420	optional
				DF34351S7203 19900	W 150 x iaL 177 x ø 420	optional		DF32331S7203 19890	W 200 x iaL 180,9 x ø 420	optional
				DF36371S7100 19888	W 175 x iaL 180,9 x ø 420			DF34351S7100 19900	W 150 x iaL 177,3 x ø 420	optional
				L 10	ø 6.35 x L 15.9	optional 64x 96x		DF34351S7203 19900	W 150 x iaL 177 x ø 420	optional
								DF36371S7100 19888	W 175 x iaL 180,9 x ø 420	
								DF38391S7100 19914	W 240 x iaL 180,9 x ø 420	optional
								DF38391S7203 19914	W 240 x iaL 180,9 x ø 420	optional
								L 10	ø 6.35 x L 15.9	optional ⊕ f. 19914 128x ⊕ f. 19890 128x 96x ⊕ f. 19900 64x
FAR 95.310 (6x2)	09/87→09/90	225 / 306		DF34351S7100 19900	W 150 x iaL 177,3 x ø 420	optional		DF32331S7100 19890	W 200 x iaL 180,9 x ø 420	optional
				DF34351S7203 19900	W 150 x iaL 177 x ø 420	optional		DF32331S7203 19890	W 200 x iaL 180,9 x ø 420	optional
				DF36371S7100 19888	W 175 x iaL 180,9 x ø 420			DF34351S7100 19900	W 150 x iaL 177,3 x ø 420	optional
				L 10	ø 6.35 x L 15.9	optional 64x 96x		DF34351S7203 19900	W 150 x iaL 177 x ø 420	optional
								DF36371S7100 19888	W 175 x iaL 180,9 x ø 420	
								DF38391S7100 19914	W 240 x iaL 180,9 x ø 420	optional
								DF38391S7203 19914	W 240 x iaL 180,9 x ø 420	optional
								L 10	ø 6.35 x L 15.9	optional ⊕ f. 19900 64x ⊕ f. 19890 128x 96x ⊕ f. 19914 128x
FAT 95.380 (6x4)	09/87→09/90	282 / 384		DF34351S7100 19900	W 150 x iaL 177,3 x ø 420	optional		DF32331S7100 19890	W 200 x iaL 180,9 x ø 420	optional
FTT 95.350 (6x4)	09/87→09/90	259 / 352		DF34351S7203 19900	W 150 x iaL 177 x ø 420	optional		DF32331S7203 19890	W 200 x iaL 180,9 x ø 420	optional
				DF36371S7100 19888	W 175 x iaL 180,9 x ø 420			DF34351S7100 19900	W 150 x iaL 177,3 x ø 420	optional
				L 10	ø 6.35 x L 15.9	optional 64x 96x		DF34351S7203 19900	W 150 x iaL 177 x ø 420	optional
								DF36371S7100 19888	W 175 x iaL 180,9 x ø 420	
								DF38391S7100 19914	W 240 x iaL 180,9 x ø 420	optional
								DF38391S7203 19914	W 240 x iaL 180,9 x ø 420	optional
								L 10	ø 6.35 x L 15.9	optional ⊕ f. 19890 128x 96x ⊕ f. 19914 128x ⊕ f. 19900 64x
FT 95.350 (4x2)	09/87→09/90	259 / 352		DF34351S7100 19900	W 150 x iaL 177,3 x ø 420	optional		DF32331S7100 19890	W 200 x iaL 180,9 x ø 420	optional
				DF34351S7203 19900	W 150 x iaL 177 x ø 420	optional		DF32331S7203 19890	W 200 x iaL 180,9 x ø 420	optional



kW / hp



DAF

DAF

95 09/87 → 01/98

FTG 95.380, FTS 95.380 (6x2/2/4)	09/87 → 09/90	282 / 384					L 10	ø 6.35 x L 15.9	optional ⊕ f. 19900 64x 96x ⊕ f. 19914 128x ⊕ f. 19890 ⊕ 128 cyl.	
FTT 95.380 (6x4)	09/87 → 09/90	282 / 384		DF34351S7100 19900	W 150 x iaL 177,3 x ø 420			DF32331S7100 19890	W 200 x iaL 180,9 x ø 420	optional
				DF34351S7203 19900	W 150 x iaL 177 x ø 420	optional		DF32331S7203 19890	W 200 x iaL 180,9 x ø 420	optional
				DF36371S7100 19888	W 175 x iaL 180,9 x ø 420			DF34351S7100 19900	W 150 x iaL 177,3 x ø 420	optional
				L 10	ø 6.35 x L 15.9	optional 64x 96x		DF34351S7203 19900	W 150 x iaL 177 x ø 420	optional
								DF36371S7100 19888	W 175 x iaL 180,9 x ø 420	
								DF38391S7100 19914	W 240 x iaL 180,9 x ø 420	optional
								DF38391S7203 19914	W 240 x iaL 180,9 x ø 420	optional
								L 10	ø 6.35 x L 15.9	optional ⊕ f. 19900 64x 96x ⊕ f. 19890 128x ⊕ f. 19914 128x

95 XF 01/97 → 09/02

FA 95 XF 380 (4x2)	01/97 → 09/02	280 / 381		DF44451S7100 19010	W 150 x iaL 177,4 x ø 420			DF48491S7100 19063	W 200 x iaL 180,9 x ø 420	
FA 95 XF 430 (4x2)	01/97 → 09/02	315 / 428		DF44451S7203 19010	W 150 x iaL 177,4 x ø 420			DF48491S7203 19063	W 200 x iaL 180,9 x ø 420	
FA 95 XF 480 (4x2)	01/97 → 09/02	355 / 483								
FA 95 XF 530 (4x2)	01/97 → 09/02	390 / 530								
FT 95 XF 380 (4x2)	01/97 → 09/02	280 / 381								
FT 95 XF 430 (4x2)	01/97 → 09/02	315 / 428								
FT 95 XF 480 (4x2)	01/97 → 09/02	355 / 483								
FT 95 XF 530 (4x2)	01/97 → 09/02	390 / 530								
FT 95 XF 530 (4x2)	02/01 → 09/02	390 / 530								
FAC 95 XF 380 (8x2)	01/97 → 09/02	280 / 381		DF44451S7100 19010	W 150 x iaL 177,4 x ø 420			DF44451S7100 19010	W 150 x iaL 177,4 x ø 420	auxiliary axle
FAC 95 XF 430 (8x2)	01/97 → 09/02	315 / 428		DF44451S7203 19010	W 150 x iaL 177,4 x ø 420			DF44451S7203 19010	W 150 x iaL 177,4 x ø 420	auxiliary axle
FAC 95 XF 480 (8x2)	01/97 → 09/02	355 / 483								
FAC 95 XF 530 (8x2)	01/97 → 09/02	390 / 530								
FAR 95 XF 380 (6x2)	01/97 → 09/02	280 / 381						DF48491S7100 19063	W 200 x iaL 180,9 x ø 420	
FAR 95 XF 430 (6x2)	01/97 → 09/02	315 / 428						DF48491S7203 19063	W 200 x iaL 180,9 x ø 420	
FAR 95 XF 480 (6x2)	01/97 → 09/02	355 / 483								
FAR 95 XF 530 (6x2)	01/97 → 09/02	390 / 530								
FAR 95 XF 530 (6x2)	01/97 → 09/02	390 / 530								
FAS 95 XF 380 (6x2)	01/97 → 09/02	280 / 381								
FAS 95 XF 430 (6x2)	01/97 → 09/02	315 / 428								
FAS 95 XF 480 (6x2)	01/97 → 09/02	355 / 483								
FAS 95 XF 530 (6x2)	01/97 → 09/02	390 / 530								
FAS 95 XF 530 (6x2)	01/97 → 09/02	390 / 530								
FTP 95.430 (6x2)	01/97 → 09/02	315 / 428								
FTR 95 XF 380 (6x2)	01/97 → 09/02	280 / 381								
FTR 95 XF 430 (6x2)	01/97 → 09/02	315 / 428								
FTR 95 XF 480 (6x2)	01/97 → 09/02	355 / 483								
FTR 95 XF 530 (6x2)	01/97 → 09/02	390 / 530								
FTR 95 XF 530 (6x2)	01/97 → 09/02	390 / 530								
FTS 95 XF 380 (6x2)	01/97 → 09/02	280 / 381								
FTS 95 XF 430 (6x2)	01/97 → 09/02	315 / 428								
FTS 95 XF 480 (6x2)	01/97 → 09/02	355 / 483								
FTS 95 XF 530 (6x2)	01/97 → 09/02	390 / 530								
FTS 95 XF 530 (6x2)	01/97 → 09/02	390 / 530								
FAD 95 XF 380 (8x4/4)	01/97 → 09/02	280 / 381		DF46471S7100 19052	W 175 x iaL 180,9 x ø 420			DF48491S7100 19063	W 200 x iaL 180,9 x ø 420	
FAD 95 XF 430 (8x4/4)	01/97 → 09/02	315 / 428		DF46471S7203 19052	W 175 x iaL 180,9 x ø 420			DF48491S7203 19063	W 200 x iaL 180,9 x ø 420	
FAD 95 XF 480 (8x4/4)	01/97 → 09/02	355 / 483								
FAD 95 XF 530 (8x4/4)	01/97 → 09/02	390 / 530								
FAD 95 XF 530 (8x4/4)	01/97 → 09/02	390 / 530								
FAT 95 XF 380 (6x4)	01/97 → 09/02	280 / 381								
FAT 95 XF 430 (6x4)	01/97 → 09/02	315 / 428								
FAT 95 XF 480 (6x4)	01/97 → 09/02	355 / 483								
FAT 95 XF 530 (6x4)	01/97 → 09/02	390 / 530								
FAT 95 XF 530 (6x4)	01/97 → 09/02	390 / 530								
FTT 95 XF 380 (6x4)	01/97 → 09/02	280 / 381								
FTT 95 XF 430 (6x4)	01/97 → 09/02	315 / 428								
FTT 95 XF 480 (6x4)	01/97 → 09/02	355 / 483								
FTT 95 XF 530 (6x4)	01/97 → 09/02	390 / 530								
FTT 95 XF 530 (6x4)	01/97 → 09/02	390 / 530								
FTG 95 XF 380 (6x2/4)	01/97 → 09/02	280 / 381		DF46471S7100 19052	W 175 x iaL 180,9 x ø 420			DF46471S7100 19052	W 175 x iaL 180,9 x ø 420	auxiliary axle
FTG 95 XF 430 (6x2/4)	01/97 → 09/02	315 / 428		DF46471S7203 19052	W 175 x iaL 180,9 x ø 420			DF46471S7203 19052	W 175 x iaL 180,9 x ø 420	auxiliary axle
FTG 95 XF 480 (6x2/4)	01/97 → 09/02	355 / 483								
FTG 95 XF 530 (6x2/4)	01/97 → 09/02	390 / 530								
FTG 95 XF 530 (6x2/4)	01/97 → 09/02	390 / 530								
								DF48491S7100 19063	W 200 x iaL 180,9 x ø 420	
								DF48491S7203 19063	W 200 x iaL 180,9 x ø 420	

CF 65 01/01 →

FA 65.180 (4x2)	01/01 →	136 / 185		CVPO20KHD 29202	[o] 247.7 x 109.7 x 30 Knorr SB 7000			CVPO20KHD 29202	[o] 247.7 x 109.7 x 30 Knorr SB 7000	
FA 65.220 (4x2)	01/01 →	162 / 220		CVPO20K 29202	[o] 247.7 x 109.7 x 30 Knorr SB 7000			CVPO20K 29202	[o] 247.7 x 109.7 x 30 Knorr SB 7000	
FA 65.220 (4x2)	05/06 →	165 / 224								
FA 65.250 (4x2)	01/01 →	184 / 250								
FA 65.250 (4x2)	05/06 →	184 / 250								
FA 65.290 (4x2)	05/06 →	210 / 286		CVD585	ø 432 x 45 x 45			CVD585	ø 432 x 45 x 45	
FA 65.300 (4x2)	01/09 →	220 / 300		DF44451S7100 19010	W 150 x iaL 177,4 x ø 420			DF48491S7100 19063	W 200 x iaL 180,9 x ø 420	



kW / hp

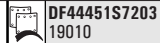


DAF

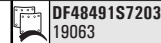
DAF

CF 65  01/01 →

FA 65.300 (4x2) 01/09 → 220 / 300

DF44451S7203
19010

W 150 x iaL 177,4 x ø 420

DF48491S7203
19063

W 200 x iaL 180,9 x ø 420

CF 75  01/01 →

FA 75.250 (4x2) 01/01 → 183 / 249

FA 75.250 (4x2) 10/06 → 183 / 249

FA 75.250 (4x2) 10/06 → 183 / 249

FA 75.310 (4x2) 01/01 → 228 / 310

FA 75.310 (4x2) 10/06 → 228 / 310

FA 75.310 (4x2) 10/06 → 228 / 310

FA 75.360 (4x2) 01/01 → 265 / 360

FA 75.360 (4x2) 10/06 → 265 / 360

FA 75.360 (4x2) 10/06 → 265 / 360

FAD 75.250 (8x4/4) 01/01 → 183-184 / 249-250

FAD 75.310 (8x4/4) 01/01 → 228 / 310

FAD 75.360 (8x4/4) 01/01 → 265 / 360

FAG 75.250, FAN 75.250 (6x2/4) 01/01 → 183 / 249

FAG 75.250, FAN 75.250 (6x2/4) 01/01 → 183 / 249

FAG 75.310, FAN 75.310 (6x2/4) 01/01 → 228 / 310

FAG 75.310, FAN 75.310 (6x2/4) 01/01 → 228 / 310

FAG 75.360, FAN 75.360 (6x2/4) 01/01 → 265 / 360

FAG 75.360, FAN 75.360 (6x2/4) 01/01 → 265 / 360

FAR 75.250, FAS 75.250 (6x2) 01/01 → 183 / 249

FAR 75.250, FAS 75.250 (6x2) 10/06 → 183 / 249

FAR 75.310, FAS 75.310 (6x2) 01/01 → 228 / 310

FAR 75.310, FAS 75.310 (6x2) 01/01 → 228 / 310

FAR 75.360, FAS 75.360 (6x2) 01/01 → 265 / 360

FAR 75.360, FAS 75.360 (6x2) 01/01 → 265 / 360

FAT 75.250 (6x4) 01/01 → 183 / 249

FAT 75.250 (6x4) 10/06 → 183 / 249

FAT 75.310 (6x4) 01/01 → 228 / 310

FAT 75.310 (6x4) 10/06 → 228 / 310

FAT 75.360 (6x4) 01/01 → 265 / 360

FAT 75.360 (6x4) 10/06 → 265 / 360

FT 75.250 (4x2) 01/01 → 183 / 249

FT 75.250 (4x2) 10/06 → 183 / 249

FT 75.310 (4x2) 01/01 → 228 / 310

FT 75.310 (4x2) 10/06 → 228 / 310

FT 75.360 (4x2) 01/01 → 265 / 360

FT 75.360 (4x2) 10/06 → 265 / 360

CF 85  01/01 →

FA 85.340 (4x2) 01/01 → 250 / 340

FA 85.360 (4x2) 10/06 → 265 / 360

FA 85.360 (4x2) 10/06 → 265 / 360

FA 85.380 (4x2) 01/01 → 280 / 381

FA 85.410 (4x2) 10/06 → 300 / 408

FA 85.410 (4x2) 10/06 → 300 / 408

FA 85.430 (4x2) 01/01 → 315 / 428

FA 85.460 (4x2) 10/06 → 340 / 462

FA 85.460 (4x2) 10/06 → 340 / 462

FA 85.480 (4x2) 01/01 → 355 / 483

FA 85.510 (4x2) 10/06 → 375 / 510

FA 85.510 (4x2) 10/06 → 375 / 510

FAC 85.340 (8x2/4) 12/05 → 250 / 340

FAC 85.360, FAX 85.360 (8x2/4/6) 10/06 → 265 / 360

FAC 85.380 (8x2/4) 12/05 → 280-280 / 380-381

FAC 85.410, FAX 85.410 (8x2/4/6) 10/05 → 300 / 408

FAC 85.430 (8x2/4) 12/05 → 315 / 428

FAC 85.460, FAX 85.460 (8x2/4/6) 10/05 → 340 / 462

FAC 85.480 (8x2/4) 12/05 → 355 / 483

FAC 85.510, FAX 85.510 (8x2/4/6) 10/05 → 375 / 510

FAD 85.340 (8x4/4) 01/01 → 250 / 340

FAD 85.360 (8x4/4) 10/06 → 265 / 360

FAD 85.360 (8x4/4) 10/06 → 265 / 360

FAD 85.360 (8x4) 10/06 → 265 / 360

FAD 85.360 (8x4/4) 10/06 → 265 / 360

FAD 85.360 (8x4) 10/06 → 265 / 360

FAD 85.380 (8x4/4) 01/01 → 280 / 381

FAD 85.410 (8x4) 10/05 → 300 / 408

FAD 85.410 (8x4) 10/06 → 300-301 / 408-410

FAD 85.410 (8x4/4) 10/06 → 300 / 408

FAD 85.410 (8x4/4) 10/06 → 300 / 408

FAD 85.410 (8x4/4) 10/06 → 300 / 408

FAD 85.430 (8x4/4) 01/01 → 315 / 428

FAD 85.460 (8x4) 10/05 → 340 / 462

FAD 85.460 (8x4) 10/05 → 340 / 462

FAD 85.460 (8x4/4) 10/06 → 340 / 462

FAD 85.460 (8x4/4) 10/06 → 340 / 462

FAD 85.460 (8x4/4) 10/06 → 340 / 462

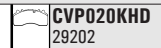
FAD 85.480 (8x4/4) 01/01 → 355 / 483

FAD 85.510 (8x4) 10/05 → 375 / 510

CVPO20KHD
29202[o] 247.7 x 109.7 x 30
Knorr SB 7000CVPO20K
29202[o] 247.7 x 109.7 x 30
Knorr SB 7000

CVD585

ø 432 x 45 x 45

CVPO20KHD
29202[o] 247.7 x 109.7 x 30
Knorr SB 7000CVPO20K
29202[o] 247.7 x 109.7 x 30
Knorr SB 7000

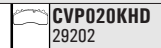
CVD585

ø 432 x 45 x 45

CVPO20KHD
29202[o] 247.7 x 109.7 x 30
Knorr SB 7000CVPO20K
29202[o] 247.7 x 109.7 x 30
Knorr SB 7000

CVD585

ø 432 x 45 x 45

CVPO20KHD
29202[o] 247.7 x 109.7 x 30
Knorr SB 7000CVPO20K
29202[o] 247.7 x 109.7 x 30
Knorr SB 7000

CVD585

ø 432 x 45 x 45







kW / hp



DAF

DAF

CF 85  01/01 →

FAD 85.510 (8x4)	10/05→	375 / 510		CVPO20KHD 29202	[o] 247.7 x 109.7 x 30 Knorr SB 7000		CVPO20KHD 29202	[o] 247.7 x 109.7 x 30 Knorr SB 7000
FAD 85.510 (8x4/4)	10/06→	375 / 510						
FAD 85.510 (8x4/4)	10/06→	375 / 510						
FAD 85.510 (8x4/4)	10/06→	375 / 510						
FAG 85.340, FAN 85.340 (6x2/4)	01/01→	250 / 340		CVD585	ø 432 x 45 x 45		CVD585	ø 432 x 45 x 45
FAG 85.360, FAN 85.360 (6x2/4)	10/06→	265 / 360						
FAG 85.360, FAN 85.360 (6x2/4)	10/06→	265 / 360						
FAG 85.380, FAN 85.380 (6x2/4)	01/01→	280 / 381						
FAG 85.410, FAN 85.410 (6x2/4)	10/05→	300 / 408						
FAG 85.410, FAN 85.410 (6x2/4)	10/06→	300 / 408						
FAG 85.430, FAN 85.430 (6x2/4)	01/01→	315 / 428						
FAG 85.460, FAN 85.460 (6x2/4)	10/05→	340 / 462						
FAG 85.460, FAN 85.460 (6x2/4)	10/06→	340 / 462						
FAG 85.480, FAN 85.480 (6x2/4)	01/01→	355 / 483						
FAG 85.510, FAN 85.510 (6x2/4)	10/05→	375 / 510						
FAG 85.510, FAN 85.510 (6x2/4)	10/06→	375 / 510						
FAN 85.360 (6x2/4)	10/06→	265 / 360						
FAN 85.410 (6x2/4)	10/06→	300 / 408						
FAN 85.460 (6x2/4)	10/06→	340 / 462						
FAN 85.510 (6x2/4)	10/06→	375 / 510						
FAQ 85.360 (8x2/6)	10/06→	265 / 360						
FAQ 85.410 (8x2/6)	10/06→	300 / 408						
FAQ 85.460 (8x2/6)	10/06→	340 / 462						
FAQ 85.510 (8x2/6)	10/06→	375 / 510						
FAR 85.340, FAS 85.340 (6x2)	01/01→	250 / 340						
FAR 85.360 (6x2)	10/06→	265 / 360						
FAR 85.360, FAS 85.360 (6x2)	10/06→	265 / 360						
FAR 85.360, FAS 85.360 (6x2)	10/06→	265 / 360						
FAR 85.380, FAS 85.380 (6x2)	01/01→	280 / 381						
FAR 85.410 (6x2)	10/05→	300 / 408						
FAR 85.410, FAS 85.410 (6x2)	10/05→	300 / 408						
FAR 85.410, FAS 85.410 (6x2)	10/05→	300 / 408						
FAR 85.430, FAS 85.430 (6x2)	01/01→	315 / 428						
FAR 85.460 (6x2)	10/05→	340 / 462						
FAR 85.460, FAS 85.460 (6x2)	10/05→	340 / 462						
FAR 85.460, FAS 85.460 (6x2)	10/05→	340 / 462						
FAR 85.480, FAS 85.480 (6x2)	01/01→	355 / 483						
FAR 85.510 (6x2)	10/05→	375 / 510						
FAR 85.510, FAS 85.510 (6x2)	10/05→	375 / 510						
FAR 85.510, FAS 85.510 (6x2)	10/05→	375 / 510						
FAT 85.340 (6x4)	01/01→	250 / 340						
FAT 85.360 (6x4)	10/06→	265 / 360						
FAT 85.360 (6x4)	10/06→	265 / 360						
FAT 85.380 (6x4)	01/01→	280 / 381						
FAT 85.410 (6x4)	10/05→	300 / 408						
FAT 85.410 (6x4)	10/05→	300 / 408						
FAT 85.430 (6x4)	01/01→	315 / 428						
FAT 85.460 (6x4)	10/05→	340 / 462						
FAT 85.460 (6x4)	10/05→	340 / 462						
FAT 85.480 (6x4)	01/01→	355 / 483						
FAT 85.510 (6x4)	10/05→	375 / 510						
FAT 85.510 (6x4)	10/05→	375 / 510						
FAX 85.340 (8x2/6)	01/01→	250 / 340						
FAX 85.360 (8x2/6)	10/05→	265 / 360						
FAX 85.380 (8x2/6)	01/01→	279-280 / 380-381						
FAX 85.430 (8x2/6)	01/01→	315 / 430						
FAX 85.480 (8x2/6)	01/01→	351-355 / 477-483						
FT 85.340 (4x2)	01/01→	250 / 340						
FT 85.360 (4x2)	10/06→	265 / 360						
FT 85.380 (4x2)	01/01→	280 / 381						
FT 85.410 (4x2)	10/05→	300 / 408						
FT 85.430 (4x2)	01/01→	315 / 428						
FT 85.460 (4x2)	10/05→	340 / 462						
FT 85.480 (4x2)	01/01→	355 / 483						
FT 85.510 (4x2)	10/05→	375 / 510						
FTG 85.340 (6x2/4)	01/01→	250 / 340						
FTG 85.360 (6x2/4)	10/06→	265 / 360						
FTG 85.380 (6x2/4)	01/01→	280 / 381						
FTG 85.410 (6x2/4)	10/05→	300 / 408						
FTG 85.430 (6x2/4)	01/01→	315 / 428						
FTG 85.460 (6x2/4)	10/05→	340 / 462						
FTG 85.480 (6x2/4)	01/01→	355 / 483						
FTG 85.510 (6x2/4)	10/05→	375 / 510						
FTG 85.510 (6x2/4)	10/05→	375 / 510						
FTP 85.340 (6x2)	01/01→	250 / 340						









kW / hp









DAF

DAF

CF 85  01/01 →

FTP 85.380 (6x2)	01/01 →	280 / 380		CVPO20KHD 29202	[o] 247.7 x 109.7 x 30 Knorr SB 7000		CVPO20KHD 29202	[o] 247.7 x 109.7 x 30 Knorr SB 7000
FTP 85.430 (6x2)	01/01 →	315 / 430		CVPO20K 29202	[o] 247.7 x 109.7 x 30 Knorr SB 7000		CVPO20K 29202	[o] 247.7 x 109.7 x 30 Knorr SB 7000
FTP 85.480 (6x2)	01/01 →	355 / 480		CVD585	ø 432 x 45 x 45		CVD585	ø 432 x 45 x 45
FTR 85.360, FTS 85.360, FTP 85.360 (6x2)	10/06 →	265 / 360						
FTR 85.410, FTS 85.410, FTP 85.410 (6x2)	10/05 →	300 / 408						
FTR 85.460, FTS 85.460, FTP 85.460 (6x2)	10/05 →	340 / 462						
FTR 85.510, FTS 85.510, FTP 85.510 (6x2)	10/05 →	375 / 510						
FTS 85.340 (6x2)	01/01 →	250 / 340						
FTS 85.380 (6x2)	01/01 →	280 / 381						
FTS 85.430 (6x2)	01/01 →	315 / 428						
FTS 85.480 (6x2)	01/01 →	355 / 480						
FTT 85.340 (6x4)	01/01 →	250 / 340						
FTT 85.360 (6x4)	10/06 →	265 / 360						
FTT 85.380 (6x4)	01/01 →	280 / 381						
FTT 85.410 (6x4)	10/05 →	300 / 408						
FTT 85.410 (6x4)	10/05 →	300 / 408						
FTT 85.430 (6x4)	01/01 →	315 / 428						
FTT 85.430 (6x4)	01/01 →	315 / 430						
FTT 85.460 (6x4)	10/05 →	340 / 462						
FTT 85.480 (6x4)	01/01 →	355 / 483						
FTT 85.510 (6x4)	10/05 →	375 / 510						

CF  05/13 →

FA 290 (4x2)	05/13 →	210 / 286		CVPO20KHD 29202	[o] 247.7 x 109.7 x 30 Knorr SB 7000		CVPO20KHD 29202	[o] 247.7 x 109.7 x 30 Knorr SB 7000
FA 330 (4x2)	05/13 →	240 / 326		CVPO20K 29202	[o] 247.7 x 109.7 x 30 Knorr SB 7000		CVPO20K 29202	[o] 247.7 x 109.7 x 30 Knorr SB 7000
FA 370 (4x2)	05/13 →	271 / 370		CVD585	ø 432 x 45 x 45		CVD585	ø 432 x 45 x 45
FA 400 (4x2)	05/13 →	291 / 396						
FA 400 (4x2)	05/13 →	291 / 396						
FA 410 (4x2)	05/13 →	303 / 412						
FA 410 (4x2)	05/13 →	303 / 412						
FA 440 (4x2)	05/13 →	320 / 435						
FA 440 (4x2)	05/13 →	320 / 435						
FA 460 (4x2)	05/13 →	340 / 462						
FA 460 (4x2)	05/13 →	340 / 462						
FA 510 (4x2)	05/13 →	375 / 510						
FA 510 (4x2)	05/13 →	375 / 510						
FAD 400 (8x4/4)	05/13 →	291 / 396						
FAD 400 (8x4/4)	05/13 →	291 / 396						
FAD 410 (8x4/4)	05/13 →	303 / 412						
FAD 410 (8x4/4)	05/13 →	303 / 412						
FAD 440 (8x4/4)	05/13 →	320 / 435						
FAD 440 (8x4/4)	05/13 →	320 / 435						
FAD 460 (8x4/4)	05/13 →	340 / 462						
FAD 460 (8x4/4)	05/13 →	340 / 462						
FAD 510 (8x4/4)	05/13 →	375 / 510						
FAD 510 (8x4/4)	05/13 →	375 / 510						
FAN 290, FAG 290 (6x2/4)	05/13 →	210 / 286						
FAN 330, FAG 330 (6x2/4)	05/13 →	240 / 326						
FAN 370, FAG 370 (6x2/4)	05/13 →	271 / 370						
FAN 400, FAG 400 (6x2/4)	05/13 →	291 / 396						
FAN 410, FAG 410 (6x2/4)	05/13 →	303 / 412						
FAN 440, FAG 440 (6x2/4)	05/13 →	320 / 435						
FAN 460, FAG 460 (6x2/4)	05/13 →	340 / 462						
FAN 510, FAG 510 (6x2/4)	05/13 →	375 / 510						
FAR 290, FAS 290 (6x2)	05/13 →	210 / 286						
FAR 330, FAS 330 (6x2)	05/13 →	240 / 326						
FAR 370, FAS 370 (6x2)	05/13 →	271 / 370						
FAR 400, FAS 400 (6x2)	05/13 →	291 / 396						
FAR 410, FAS 410 (6x2)	05/13 →	303 / 412						
FAR 440, FAS 440 (6x2)	05/13 →	320 / 435						
FAR 460, FAS 460 (6x2)	05/13 →	340 / 462						
FAR 510, FAS 510 (6x2)	05/13 →	375 / 510						
FAT 290 (6x4)	05/13 →	210 / 286						
FAT 290 (6x4)	05/13 →	210 / 286						
FAT 330 (6x4)	05/13 →	240 / 326						
FAT 330 (6x4)	05/13 →	240 / 326						
FAT 370 (6x4)	05/13 →	271 / 370						
FAT 370 (6x4)	05/13 →	271 / 370						
FAT 400 (6x4)	05/13 →	291 / 396						
FAT 400 (6x4)	05/13 →	291 / 396						
FAT 410 (6x4)	05/13 →	303 / 412						
FAT 410 (6x4)	05/13 →	303 / 412						
FAT 440 (6x4)	05/13 →	320 / 435						
FAT 440 (6x4)	05/13 →	320 / 435						
FAT 460 (6x4)	05/13 →	340 / 462						
FAT 460 (6x4)	05/13 →	340 / 462						
FAT 510 (6x4)	05/13 →	375 / 510						
FAT 510 (6x4)	05/13 →	375 / 510						
FT 290 (4x2)	05/13 →	210 / 286						
FT 330 (4x2)	05/13 →	240 / 326						
FT 370 (4x2)	05/13 →	271 / 370						
FT 400 (4x2)	05/13 →	291 / 396						
FT 400 (4x2)	05/13 →	291 / 396						
FT 410 (4x2)	05/13 →	303 / 412						
FT 410 (4x2)	05/13 →	303 / 412						
FT 440 (4x2)	05/13 →	320 / 435						
FT 440 (4x2)	05/13 →	320 / 435						
FT 460 (4x2)	05/13 →	340 / 462						
FT 460 (4x2)	05/13 →	340 / 462						
FT 510 (4x2)	05/13 →	375 / 510						
FT 510 (4x2)	05/13 →	375 / 510						
FTG 400 (6x2/4)	05/13 →	291 / 396						
FTG 410 (6x2/4)	05/13 →	303 / 412						
FTG 440 (6x2/4)	05/13 →	320 / 435						
FTG 460 (6x2/4)	05/13 →	340 / 462						
FTG 510 (6x2/4)	05/13 →	375 / 510						
FTP 400 (6x2)	05/13 →	291 / 396						

A-E



kW / hp



DAF

DAF

CF 05/13 →

FTP 410 (6x2)	05/13 →	303 / 412		CVP020KHD 29202	[o] 247.7 x 109.7 x 30 Knorr SB 7000		CVP020KHD 29202	[o] 247.7 x 109.7 x 30 Knorr SB 7000	
FTP 440 (6x2)	05/13 →	320 / 435		CVP020K 29202	[o] 247.7 x 109.7 x 30 Knorr SB 7000		CVP020K 29202	[o] 247.7 x 109.7 x 30 Knorr SB 7000	
FTP 460 (6x2)	05/13 →	340 / 462		CVD585	ø 432 x 45 x 45		CVD585	ø 432 x 45 x 45	
FTP 510 (6x2)	05/13 →	375 / 510							
FTR 410 (6x2)	05/13 →	303 / 412							
FTR 460 (6x2)	05/13 →	340 / 462							
FTR 510 (6x2)	05/13 →	375 / 510							
FTS 410 (6x2)	05/13 →	303 / 412							
FTS 460 (6x2)	05/13 →	340 / 462							
FTS 510 (6x2)	05/13 →	375 / 510							
FTT 400 (6x4)	05/13 →	291 / 396							
FTT 410 (6x4)	05/13 →	303 / 412							
FTT 440 (6x4)	05/13 →	320 / 435							
FTT 460 (6x4)	05/13 →	340 / 462							
FTT 510 (6x4)	05/13 →	375 / 510							

DB 01/91 →

DB 250 (4x2)	01/91 →	183 / 249		DF44451S7203 19010	W 150 x iaL 177,4 x ø 420		CS641S7119 19745	W 202,6 x iaL 157 x ø 394	
--------------	---------	-----------	--	------------------------------	---------------------------	--	----------------------------	---------------------------	--

F 500 12/77 → 12/79

FA 500 DE (4x2)	12/77 → 12/79	58 / 79		5 x 12	ø 5 x L 12	56x		SA26272A7115 17831	W 125 x iaL 209 x ø 310
				5 x 12	ø 5 x L 12			5 x 12	64x

F 600 12/86 → 12/92

FA 600 CD (4x2)	12/86 → 12/92	85 / 116		CVP003 29017	[-] 191 x 87 x 23 Wabco 456 F--		MP37381S7100 15817	W 96,5 x iaL 301,1 x ø 325	
FA 600 CD (4x2)	12/86 → 12/92	85 / 116		CVD506	ø 315 x 26 x 121		MP37381S7115 15817	W 96,5 x iaL 301,1 x ø 325	
				8 x 20	ø 8 x L 20			8 x 20	44x

F 700 12/75 → 12/79

FA 700 DE (4x2)	12/75 → 12/79	58 / 79		5 x 12	ø 5 x L 12	56x		SA26272A7115 17831	W 125 x iaL 209 x ø 310
				5 x 12	ø 5 x L 12			5 x 12	64x

F 800 12/86 → 08/91

FA 800 CB (4x2)	05/87 → 08/91	108 / 147		CVP003 29017	[-] 191 x 87 x 23 Wabco 456 F--		MP37381S7100 15817	W 96,5 x iaL 301,1 x ø 325	
				CVD506	ø 315 x 26 x 121		MP37381S7115 15817	W 96,5 x iaL 301,1 x ø 325	
				8 x 20	ø 8 x L 20			8 x 20	44x
FA 800 CN (4x2)	12/86 → 08/91	96 / 131		SA28292S7115 17827	W 120 x iaL 251,3 x ø 325		SA30312S7115 19620	W 150 x iaL 209,4 x ø 325	
				5 x 12	ø 5 x L 12	60x		5 x 12	64x

F 900 01/75 → 11/88

FA 900 BDD (4x2)	01/75 → 12/81	77 / 105		SA28292S7115 17827	W 120 x iaL 251,3 x ø 325		SA30312S7115 19620	W 150 x iaL 209,4 x ø 325
FA 900 BDF (4x2)	11/81 → 11/88	85 / 116						
FA 900 BDT (4x2)	11/83 → 11/88	111 / 151						
FA 900 DE (4x2)	01/75 → 12/81	58 / 79						

F 1000 12/86 → 12/92

FA 1000 CB (4x2)	05/87 → 12/92	108 / 147		CVP003 29017	[-] 191 x 87 x 23 Wabco 456 F--		MP39401S7100 17900	W 146,5 x iaL 301,1 x ø 325	
FA 1000 CN (4x2)	12/86 → 12/92	96 / 131		CVD505	ø 312 x 30 x 137		MP39401S7115 17900	W 146,5 x iaL 301,1 x ø 325	
				8 x 20	ø 8 x L 20			8 x 20	44x

F 1100 01/78 → 11/90

FA 1100 DD (4x2)	01/78 → 12/81	77 / 105		SA28292S7115 17827	W 120 x iaL 251,3 x ø 325		SA30312S7115 19620	W 150 x iaL 209,4 x ø 325
FA 1100 DF (4x2)	11/81 → 11/88	85 / 116						
FA 1100 DNTD (4x2)	12/86 → 11/90	116 / 158						
FA 1100 DT (4x2)	11/83 → 11/88	111 / 151						

F 1300 12/86 → 12/92

FA 1300 DNT, FA 1300 NT (4x2)	12/86 → 12/92	132-133 / 180-181		GG2111S7141 19923	W 170 x iaL 355 x ø 360	→ 12/89		GG2111S7141 19923	W 170 x iaL 355 x ø 360	→ 12/89
FA 1300 DNTD, FA 1300 NB (4x2)	12/86 → 12/92	116 / 158								

F 1600 01/70 → 08/91

FA 1600 DF (4x2)	01/70 → 08/91	85 / 116		L 10	ø 6,35 x L 15,9	80x		L 10	ø 6,35 x L 15,9	80x
FA 1600 DF (4x2)	01/70 → 08/91	85 / 116								
FA 1600 DT (4x2)	01/73 → 08/91	111 / 151								
FA 1600 DT (4x2)	01/73 → 08/91	111 / 151								
FGG 1600 DT, FGG 1621 DT (6x2/4)	01/73 → 08/91	111 / 151								
FT 1600 DT (4x2)	01/73 → 08/91	111 / 151								

F 1700 12/86 → 02/95

FA 1700 DNS (4x2)	01/88 → 02/95	156 / 212		GG2111S7141 19923	W 170 x iaL 355 x ø 360	→ 12/89		GG2111S7141 19923	W 170 x iaL 355 x ø 360	→ 12/89
FA 1700 DNT, FA 1700 NT (4x2)	12/86 → 02/95	132-133 / 180-181								
FA 1700 DNTD, FA 1700 NB, FD 1700 DNTD, FD 1700 NB (4x2)	12/86 → 02/95	116 / 158								
FAG 1700 DNT, FAG 1700 NT (6x2/4)	12/86 → 02/95	132-133 / 180-181								



kW / hp

**DAF****DAF****F 1700** **12/86→02/95**

FAG 1700 DNTD, FAG 1700 NB (6x2/4)	12/86→02/95	116 / 158		G62111S7141 19923	W 170 x iaL 355 x ø 360	→12/89		G62111S7141 19923	W 170 x iaL 355 x ø 360	→12/89
------------------------------------	-------------	-----------	--	-----------------------------	-------------------------	--------	--	-----------------------------	-------------------------	--------

F 1800 **01/70→08/91**

FAV 1800 DT (4x4)	01/70→08/91	111 / 151		L 9	ø 6.35 x L 14.29	64x		DF20213S7113 19150	W 152.4 x iaL 212,9 x ø 419	
								L 10	ø 6.35 x L 15.9	80x

F 1900 **12/86→09/93**

FA 1900 DNS (4x2)	12/86→09/93	156 / 212		DF34351S7100 19900	W 150 x iaL 177,3 x ø 420	→12/89		DF16172S7203 19256	W 177.8 x iaL 212,9 x ø 419	optional
FA 1900 DNS, FA 1900 NS (4x2)	12/86→09/93	156 / 212		DF34351S7203 19900	W 150 x iaL 177 x ø 420	→12/89		DF36371S7100 19888	W 175 x iaL 180,9 x ø 420	→12/89
FA 1900 DNT, FA 1900 NT (4x2)	12/86→09/93	132-133 / 180-181		DF44451S7100 19010	W 150 x iaL 177,4 x ø 420	12/89→		DF46471S7100 19052	W 175 x iaL 180,9 x ø 420	12/89→
FA 1900 DNT, FA 1900 NT (4x2)	12/86→09/93	132-133 / 180-181		DF44451S7203 19010	W 150 x iaL 177,4 x ø 420	12/89→		DF46471S7203 19052	W 175 x iaL 180,9 x ø 420	12/89→
FA 1900 DNT, FD 1900 DNT, FD 1900 NT (4x2)	12/86→09/93	132-133 / 180-181		L 10	ø 6.35 x L 15.9	→12/89 64x		L 10	ø 6.35 x L 15.9	→12/89 96x optional 112x
FAV 1900 DNT, FAV 1900 NT (4x4)	12/86→09/93	132-133 / 180-181								
FT 1900 DNS, FT 1900 NS (4x2)	12/86→09/93	156 / 212								

F 2000 **01/70→12/79**

FA 2000 DH (4x2)	01/70→12/79	115-120 / 156-163		L 10	ø 6.35 x L 15.9	80x		DF20213S7113 19150	W 152.4 x iaL 212,9 x ø 419	
FA 2000 DHB (4x2)	01/70→12/79	148 / 201						L 10	ø 6.35 x L 15.9	80x
FAS 2000 DH (6x2)	01/70→12/79	115-120 / 156-163								
FAS 2000 DHB (6x2)	01/70→12/79	148 / 201								
FAT 2000 DH (6x4)	01/70→12/79	115-120 / 156-163								
FAT 2000 DHB (6x4)	01/70→12/79	148 / 201								
FM 2000 DH (4x2)	01/70→12/79	115-120 / 156-163								
FM 2000 DHB (4x2)	01/70→12/79	148 / 201								
FT 2000 DH (4x2)	01/70→12/79	115-120 / 156-163								
FT 2000 DHB (4x2)	01/70→12/79	148 / 201								

F 2100 **07/78→08/91**

FA 2100 DF, FA 2105 DF (4x2)	07/78→09/86	85 / 116		DF20213S7113 19150	W 152.4 x iaL 212,9 x ø 419			DF20213S7113 19150	W 152.4 x iaL 212,9 x ø 419	
FA 2100 DH (4x2)	07/78→09/86	115 / 156		L 10	ø 6.35 x L 15.9	80x		L 10	ø 6.35 x L 15.9	80x
FA 2105 DHR, FA 2105 DHTD (4x2)	07/78→09/86	150-156 / 204-212								
FA 2105 DHT (4x2)	07/81→09/86	162-167 / 220-227								
FAS 2100 DHR, FAS 2103 DHR, FAS 2105 DHR, FAS 2103 DHTD (6x2)	07/78→09/86	150-156 / 204-212		DF34351S7203 19900	W 150 x iaL 177 x ø 420	01/87→→12/88		DF16172S7203 19256	W 177.8 x iaL 212,9 x ø 419	→12/86
FAS 2103 DH (6x2)	07/78→09/86	115 / 156		DF34351S7203 19900	W 150 x iaL 177 x ø 420	01/87→→12/88		DF36371S7100 19888	W 175 x iaL 180,9 x ø 420	01/87→→12/88
FAS 2103 DHT (6x2)	07/81→09/86	167 / 227		DF46471S7100 19052	W 175 x iaL 180,9 x ø 420	01/89→		DF46471S7100 19052	W 175 x iaL 180,9 x ø 420	01/89→
FAS 2103 DHT (6x2)	07/81→09/86	162 / 220		DF42431S7113 19024	W 152.4 x iaL 212,9 x ø 419	01/89→		DF46471S7203 19052	W 175 x iaL 180,9 x ø 420	01/89→
FT 2105 DHT (4x2)	07/81→09/86	162-167 / 220-227		L 10	ø 6.35 x L 15.9	→12/88 64x 80x		L 10	ø 6.35 x L 15.9	→12/88 96x 80x
FA 2105 DH (4x2)	06/86→08/91	115 / 156		DF20213S7113 19150	W 152.4 x iaL 212,9 x ø 419	→12/86		DF16172S7203 19256	W 177.8 x iaL 212,9 x ø 419	01/83→
FA 2105 DHT (4x2)	06/86→08/91	162-167 / 220-227		L 10	ø 6.35 x L 15.9	80x		DF20213S7113 19150	W 152.4 x iaL 212,9 x ø 419	→12/82
FA 2105 DHTD (4x2)	06/86→08/91	151-156 / 205-212								
FAS 2103 DH, FAS 2105 DH (6x2)	06/86→08/91	115 / 156		DF20213S7113 19150	W 152.4 x iaL 212,9 x ø 419	→12/86		DF16172S7203 19256	W 177.8 x iaL 212,9 x ø 419	01/83→→12/86
FAS 2103 DHTD (6x2)	06/86→08/91	151-156 / 205-212		DF34351S7100 19900	W 150 x iaL 177,3 x ø 420	01/87→→12/88		DF20213S7113 19150	W 152.4 x iaL 212,9 x ø 419	→12/82
FT 2105 DHTD (4x2)	06/86→08/91	151-156 / 205-212		DF34351S7203 19900	W 150 x iaL 177 x ø 420	01/87→→12/88		DF36371S7100 19888	W 175 x iaL 180,9 x ø 420	01/87→→12/88
FAG 2100 DH, FAG 2105 DH (6x2/4)	07/78→09/86	115 / 156		DF42431S7113 19024	W 152.4 x iaL 212,9 x ø 419	01/89→		DF46471S7100 19052	W 175 x iaL 180,9 x ø 420	01/89→
FAG 2100 DHR, FAG 2105 DHR, FAG 2100 DHTD (6x2/4)	07/78→09/86	150-151 / 204-205		L 10	ø 6.35 x L 15.9	→12/88 64x 80x		DF46471S7203 19052	W 175 x iaL 180,9 x ø 420	01/89→
FT 2100 DH, FT 2105 DH (4x2)	07/78→08/91	115 / 156		L 10	ø 6.35 x L 15.9	→12/88 96x 80x		L 10	ø 6.35 x L 15.9	→12/88 96x 80x
FT 2100 DHR (4x2)	07/78→08/91	150 / 204								
				DF20213S7113 19150	W 152.4 x iaL 212,9 x ø 419	→12/86		DF16172S7203 19256	W 177.8 x iaL 212,9 x ø 419	01/83→→12/86
				DF34351S7100 19900	W 150 x iaL 177,3 x ø 420	01/87→→12/88		DF20213S7113 19150	W 152.4 x iaL 212,9 x ø 419	→12/82
				DF34351S7203 19900	W 150 x iaL 177 x ø 420	01/87→→12/88		DF36371S7100 19888	W 175 x iaL 180,9 x ø 420	01/87→→12/88
				DF42431S7113 19024	W 152.4 x iaL 212,9 x ø 419	01/89→		DF46471S7100 19052	W 175 x iaL 180,9 x ø 420	01/89→
				L 10	ø 6.35 x L 15.9	→12/88 64x 80x		DF46471S7203 19052	W 175 x iaL 180,9 x ø 420	01/89→
				L 10	ø 6.35 x L 15.9	→12/88 96x 80x		L 10	ø 6.35 x L 15.9	→12/88 96x 80x
FT 2105 DHT (4x2)	07/81→09/86	162-167 / 220-227		L 10	ø 6.35 x L 15.9	80x		L 10	ø 6.35 x L 15.9	80x

F 2200 **01/71→11/80**

FA 2200 DU (4x2)	01/71→11/80	159 / 216		L 10	ø 6.35 x L 15.9	80x		DF20213S7113 19150	W 152.4 x iaL 212,9 x ø 419	
FAD 2205 DU (8x4/4)	01/71→11/80	159 / 216								
FAS 2205 DU (6x2)	01/71→11/80	159 / 216								



kW / hp



DAF

DAF

F 2200 01/71 → 11/80

FAT 2205 DU (6x4)	01/71 → 11/80	159 / 216					L 10	ø 6.35 x L 15.9	80x
FAZ 2205 DU (6x6)	01/71 → 11/80	159 / 216							
FT 2200 DU (4x2)	01/71 → 11/80	159 / 216							

F 2300 07/78 → 10/93

FA 2300 DHR (4x2)	07/78 → 12/81	150 / 204		DF20213S7113 19150	W 152.4 x iaL 212,9 x ø 419			DF16172S7203 19256	W 177.8 x iaL 212,9 x ø 419	
FA 2300 DHU (4x2)	07/78 → 12/81	169 / 230								
FAB 2305 DHT, FAG 2305	07/78 → 09/86	162-169 /								
DHT, FAS 2300 DHU, FAS		220-230		L 10	ø 6.35 x L 15.9	80x		L 10	ø 6.35 x L 15.9	96x
2303 DHU, FAS 2305										
(6x2/2/4)										
FAG 2300 DHT, FAG 2305	11/81 → 09/86	162-167 /								
DHT (6x2/4)		220-227								
FAG 2305 DH (6x2/4)	07/78 → 12/81	115 / 156								
FAS 2300 DHR, FAS 2305	07/78 → 12/81	150 / 204								
DHR (6x2)										
FAT 2305 DH (6x4)	07/78 → 12/81	115 / 156								
FAT 2305 DHR (6x4)	07/78 → 12/81	150 / 204								
FAT 2305 DHU, FAT 2335	07/78 → 09/86	162-169 /								
DHT (6x4)		220-230								
FMB 2305 DHU (6x2/4)	07/78 → 12/83	169 / 230								
FMT 2305 DHR (6x4)	07/78 → 12/81	150 / 204								
FMT 2305 DHU, FMT 2335	07/78 → 09/86	162-169 /								
DHT (6x4)		220-230								
FT 2300 DHU, FT 2305 DHU	07/78 → 12/83	169 / 230								
(4x2)										
FA 2300 HT (4x2)	01/90 → 10/93	168 / 228		DF42431S7113 19024	W 152.4 x iaL 212,9 x ø 419			DF48491S7100 19063	W 200 x iaL 180,9 x ø 420	
FAG 2300 HT, FAR 2300 HT	01/90 → 10/93	168 / 228						DF48491S7203 19063	W 200 x iaL 180,9 x ø 420	
(6x2/2/4)										
FAT 2300 HT (6x4)	01/90 → 10/93	168 / 228								
FAV 2300 HT (4x4)	01/90 → 10/93	168 / 228								
FMT 2300 HT (6x2)	01/90 → 10/93	168 / 228								
FT 2300 HT (4x2)	01/90 → 10/93	168 / 228								
FAG 2300 DHT, FAG 2305	09/86 → 08/91	162 / 220		DF20213S7113 19150	W 152.4 x iaL 212,9 x ø 419	→ 12/89		DF16172S7203 19256	W 177.8 x iaL 212,9 x ø 419	→ 12/89
DHT (6x2/4)										
FAG 2300 DHTD, FAG 2305	06/86 → 08/91	151-156 /								
DHTD (6x2/4)		205-212								
FAT 2335 DHT (6x4)	06/86 → 08/91	167 / 227		DF42431S7113 19024	W 152.4 x iaL 212,9 x ø 419	01/90 →		DF48491S7100 19063	W 200 x iaL 180,9 x ø 420	01/90 →
FMT 2335 DHT (6x4)	06/86 → 08/91	167 / 227						DF48491S7203 19063	W 200 x iaL 180,9 x ø 420	01/90 →
				L 10	ø 6.35 x L 15.9	→ 12/89 80x		L 10	ø 6.35 x L 15.9	→ 12/89 112x

F 2500 02/82 → 08/91

FA 2500 DHS (4x2)	02/82 → 08/86	184-195 /		DF20213S7113 19150	W 152.4 x iaL 212,9 x ø 419			DF16172S7203 19256	W 177.8 x iaL 212,9 x ø 419	
		250-265								
FAD 2535 DHS (8x4/4)	02/82 → 09/86	184 / 250		L 10	ø 6.35 x L 15.9	80x		L 10	ø 6.35 x L 15.9	112x
FAD 2535 DHS (8x4/4)	02/82 → 09/86	184-195 /								
		250-265								
FAG 2505 DHS, FAG 2503	02/82 → 09/86	184-195 /								
DHS (6x2/2/4)		250-265								
FAT 2525 DHS (6x4)	02/82 → 09/86	184-195 /								
		250-265								
FAT 2535 DHS (6x4)	02/82 → 09/86	184 / 250								
FMD 2525 DHS (8x4/4)	02/82 → 09/86	184 / 250								
FMT 2525 DHS (6x4)	02/82 → 09/86	184 / 250								
FT 2500 DHS (4x2)	02/82 → 09/86	184-195 /								
		250-265								
FA 2505 DHS (4x2)	06/86 → 08/91	184-195 /		DF20213S7113 19150	W 152.4 x iaL 212,9 x ø 419	→ 12/86		DF16172S7203 19256	W 177.8 x iaL 212,9 x ø 419	→ 12/86
FAD 2535 DHS (8x4/4)	06/86 → 08/91	184-195 /						DF36371S7100 19888	W 175 x iaL 180,9 x ø 420	01/87 → → 12/88
		250-265								
FAD 2535 DHS (8x4/4)	06/86 → 08/91	184-195 /						DF46471S7100 19052	W 175 x iaL 180,9 x ø 420	01/89 →
		250-265								
FAG 2500 DHS, FAG 2505	06/86 → 08/91	184-195 /						DF46471S7203 19052	W 175 x iaL 180,9 x ø 420	01/89 →
DHS, FAS 2503 DHS (6x2/2/4)		256-265								
FAT 2525 DHS (6x4)	06/86 → 08/91	184-195 /		DF42431S7113 19024	W 152.4 x iaL 212,9 x ø 419	01/89 →		L 10	ø 6.35 x L 15.9	→ 12/88 96x
		250-265								
FAT 2525 DHS, FAT 2535	06/86 → 08/91	184-195 /								
DHS (6x4)		250-265								
FMD 2525 DHS, FMD 2535	06/86 → 08/91	184-195 /								
DHS (8x4/4)		250-269								
FMT 2525 DHS, FMT 2535	06/86 → 08/91	184-195 /								
DHS (6x4)		250-265								
FT 2505 DHS (4x2)	06/86 → 08/91	184-195 /								
		250-265								

F 2600 02/72 → 12/73

FA 2600 DKB (4x2)	02/72 → 12/73	226 / 308		L 10	ø 6.35 x L 15.9	80x		DF16172S7203 19256	W 177.8 x iaL 212,9 x ø 419	
FAS 2600 DKB (6x2)	02/72 → 12/73	226 / 308								
FAT 2600 DKB (6x4)	02/72 → 12/73	226 / 308								
FT 2600 DKB (4x2)	02/72 → 12/73	226 / 308								
FTT 2600 DKB (6x4)	02/72 → 12/73	226 / 308								

F 2700 01/90 → 10/93

FA 2700 HS (4x2)	01/90 → 10/93	200 / 272		DF42431S7113 19024	W 152.4 x iaL 212,9 x ø 419			DF48491S7100 19063	W 200 x iaL 180,9 x ø 420	
FAB 2700 HS, FAG 2700 HS,	01/90 → 10/93	200 / 272						DF48491S7203 19063	W 200 x iaL 180,9 x ø 420	
FAR 2700 HS (6x2/2/4)										
FAT 2700 HS (6x4)	01/90 → 10/93	200 / 272								
FMT 2700 HS (6x4)	01/90 → 10/93	200 / 272								
FT 2700 HS (4x2)	01/90 → 10/93	200 / 272								

F 2800 01/74 → 09/91

FA 2800 DKA (4x2)	01/74 → 08/80	169 / 230		DF20213S7113 19150	W 152.4 x iaL 212,9 x ø 419			DF16172S7203 19256	W 177.8 x iaL 212,9 x ø 419	
FA 2800 DKS (4x2)	01/74 → 09/86	228 / 310								
FA 2800 DKSE (4x2)	01/80 → 09/86	206 / 280								
FA 2800 DKT (4x2)	01/74 → 11/80	213 / 290		L 10	ø 6.35 x L 15.9	80x		L 10	ø 6.35 x L 15.9	112x
FA 2800 DKTD (4x2)	01/74 → 09/86	188 / 256								
FAB 2805 DKS, FAR 2800	01/74 → 09/86	228 / 310								
DKS, FAS 2800 DKS (6x2/4)										















kW / hp





DAF

DAF







F 2800  01/74 → 09/91

FAB 2805 DKTD, FAS 2800 DKTD (6x2/2/4)	01/74 → 09/86	188 / 256		DF20213S7113 19150	W 152.4 x iaL 212,9 x ø 419			DF16172S7203 19256	W 177.8 x iaL 212,9 x ø 419	
FAC 2803 DKS (8x2/4)	01/74 → 09/86	228 / 310		L 10	ø 6.35 x L 15.9	80x		L 10	ø 6.35 x L 15.9	112x
FAD 2805 DKS (8x4/4)	01/74 → 09/86	228 / 310								
FAD 2805 DKTD (8x4/4)	01/74 → 06/86	188 / 256								
FAR 2804 DKSE, FAS 2800 DKT (6x2)	01/80 → 09/86	206-213 / 280-290								
FAS 2800 DKA (6x2)	01/74 → 11/80	169 / 230								
FAT 2800 DKA (6x4)	01/74 → 11/80	169 / 230								
FAT 2800 DKS (6x4)	01/74 → 09/86	228 / 310								
FAT 2800 DKT (6x4)	01/74 → 11/80	213 / 290								
FAT 2800 DKTD (6x4)	01/74 → 09/86	188 / 256								
FMD 2805 DKTD, FMD 2825 DKTD (6x4/4)	01/74 → 09/86	188 / 256								
FT 2800 DKA (4x2)	01/74 → 11/80	169 / 230								
FT 2800 DKS (4x2)	01/74 → 09/86	228 / 310								
FT 2800 DKT (4x2)	01/74 → 11/80	213 / 290								
FT 2800 DKTD (4x2)	01/74 → 09/86	188 / 256								
FTS 2800 DKA (6x2)	01/74 → 11/80	169 / 230								
FTS 2800 DKS (6x2)	01/74 → 09/86	228 / 310								
FTS 2800 DKT (6x2)	01/74 → 11/80	213 / 290								
FTS 2800 DKTD (6x2)	01/74 → 09/86	188 / 256								
FTT 2800 DKA (6x4)	01/74 → 11/80	169 / 230								
FTT 2800 DKS (6x4)	01/74 → 09/86	228 / 310								
FTT 2800 DKT (6x4)	01/74 → 11/80	213 / 290								
FTT 2800 DKTD (6x4)	01/74 → 09/86	188 / 256								
FA 2800 DKTD (4x2)	06/86 → 09/91	188 / 256		DF20213S7113 19150	W 152.4 x iaL 212,9 x ø 419			DF30311S7113 19617	W 203.2 x iaL 213 x ø 419	
FAD 2825 DKTD (8x4/4)	06/86 → 09/91	188 / 256		L 10	ø 6.35 x L 15.9	80x		DF30311S7203 19617	W 203.2 x iaL 212,9 x ø 419	144x
FAS 2803 DKS (6x2)	06/86 → 09/91	228 / 310								
FAS 2803 DKTD (6x2)	06/86 → 09/91	188 / 256								
FAT 2805 DKS, FAT 2825 DKS (6x4)	06/86 → 09/91	188 / 256								
FAT 2805 DKTD, FAT 2825 DKTD (6x4)	06/86 → 09/91	188 / 256								
FMD 2805 DKTD, FMD 2825 DKTD (8x4/4)	06/86 → 09/91	188 / 256								
FT 2805 DKS (4x2)	06/86 → 09/91	228 / 310								
FT 2805 DKTD (4x2)	06/86 → 09/91	188 / 256								
FTS 2803 DKS (6x2)	06/86 → 09/91	228 / 310								
FTS 2803 DKTD (6x2)	06/86 → 09/91	188 / 256								
FTT 2805 DKS, FTT 2815 DKS, FTT 2825 DKS (6x4)	06/86 → 09/91	225-228 / 306-310								
FTT 2805 DKTD (6x4)	06/86 → 09/91	188 / 256								
FA 2805 DKSE, FA 2800 DKV, FA 2800 DKXE (4x2)	05/83 → 09/91	206-212 / 280-288		DF20213S7113 19150	W 152.4 x iaL 212,9 x ø 419			DF16172S7203 19256	W 177.8 x iaL 212,9 x ø 419	→ 05/86
FAC 2803 DKSE (8x2/4)	01/80 → 07/90	206 / 280		L 10	ø 6.35 x L 15.9	80x		DF30311S7113 19617	W 203.2 x iaL 213 x ø 419	06/86 →
FAD 2825 DKTD (8x4/4)	01/74 → 09/91	188 / 256								
FAD 2825 DKV (8x4/4)	05/83 → 09/91	212 / 288								
FAG 2800 DKV, FAR 2804 DKXE, FAS 2803 DKXE, DKSE, DKV (6x2/2/4)	05/83 → 09/91	212 / 288								
FMD 2825 DKV (8x4/4)	05/83 → 09/91	212 / 288								→ 05/86 112x
FT 2800 DKSE, FT 2800DKXE, FT 2800 DKV (4x2)	01/80 → 09/91	206-212 / 280-288								06/86 → 160x









F 2900  01/90 → 10/93

FA 2900 KV (4x2)	01/90 → 10/93	212 / 288		DF42431S7113 19024	W 152.4 x iaL 212,9 x ø 419			DF48491S7100 19063	W 200 x iaL 180,9 x ø 420	
FAD 2900 KV (8x4/4)	01/90 → 10/93	212 / 288								
FAG 2900 KV, FAR 2900 KV, FAS 2900 KV (6x2/2/4)	01/90 → 10/93	212 / 288								
FMD 2900 KV (8x4/4)	01/90 → 10/93	212 / 288								
FT 2900 KV (4x2)	01/90 → 10/93	212 / 288								

F 3200  01/90 → 10/93

FA 3200 KS (4x2)	01/90 → 10/93	238 / 324		DF34351S7100 19900	W 150 x iaL 177,3 x ø 420			DF32331S7100 19890	W 200 x iaL 180,9 x ø 420	
FAB 3200 KS, FAR 3200 KS, FAS 3200 KS (6x2/2/4)	01/90 → 10/93	238 / 324								
FAD 3200 KS (8x4/4)	01/90 → 10/93	238 / 324		DF34351S7203 19900	W 150 x iaL 177 x ø 420			DF32331S7203 19890	W 200 x iaL 180,9 x ø 420	
FAT 3200 KV (6x4)	01/90 → 10/93	238 / 324								
FMD 3200 KS (8x4/4)	01/90 → 10/93	238 / 324		L 10	ø 6.35 x L 15.9	64x		L 10	ø 6.35 x L 15.9	128x
FT 3200 KS (4x2)	01/90 → 10/93	238 / 324								

F 3300  06/81 → 09/91

FA 3300 DKX, FA 3305 DKX (4x2)	06/81 → 09/86	243 / 330		DF20213S7113 19150	W 152.4 x iaL 212,9 x ø 419			DF16172S7203 19256	W 177.8 x iaL 212,9 x ø 419	
FAB 3305 DKX, FAG 3300 DKX, FAR 3300 DKX, FAS 3303 DKX (6x2/2/4)	06/81 → 09/86	243 / 330		L 10	ø 6.35 x L 15.9	80x		DF20213S7113 19150	W 152.4 x iaL 212,9 x ø 419	auxiliary axle
FAC 3303 DKX (8x2/4)	06/81 → 09/86	243 / 330								
FAD 3325 DKX (8x4/4)	06/81 → 09/86	243 / 330								
FAT 3325 DKX (6x4)	06/81 → 09/86	243 / 330								
FT 3305 DKX (4x2)	06/81 → 09/86	243 / 330								
FTG 3300 DKX, FTS 3300 DKX (6x2/2/4)	06/81 → 09/86	243 / 330								
FTT 3325 DKX (6x4)	06/81 → 09/86	243 / 330								
FA 3300 DKX, FA 3305 DKX (4x2)	06/85 → 09/91	260 / 354		DF20213S7113 19150	W 152.4 x iaL 212,9 x ø 419			DF20213S7113 19150	W 152.4 x iaL 212,9 x ø 419	auxiliary axle
FAC 3303 DKX (8x2/4)	06/85 → 09/91	260 / 354		L 10	ø 6.35 x L 15.9	80x		DF30311S7113 19617	W 203.2 x iaL 213 x ø 419	
FAD 3325 DKX (8x4/4)	06/85 → 09/91	260 / 354								
FAG 3300 DKX, FAR 3304 DKX, FAS 3303 DKX (6x2/2/4)	06/85 → 09/91	260 / 354								
FAT 3325 DKX (6x4)	06/85 → 09/91	260 / 354								
FT 3305 DKX (4x2)	06/85 → 09/91	260 / 354								
FTG 3300 DKX, FTS 3303 DKX (6x2/2/4)	06/85 → 09/91	260 / 354								
FTT 3325 DKX (6x4)	06/85 → 09/91	260 / 354								auxiliary axle 80x 144x



kW / hp



DAF

DAF

LF 55 01/01 →

FT 55.220 (4x2)	01/01 →	162 / 220		CVP090K 29313	[o] 210.6 x 92.3 x 29.8 Wabco PAN 19-1	03/03 →		CVP090K 29313	[o] 210.6 x 92.3 x 29.8 Wabco PAN 19-1	03/03 →
FT 55.250 (4x2)	01/01 →	184 / 250		WIK527	L 320			WIK527	L 320	
				CVD588	ø 375 x 45 x 99			CVD588	ø 375 x 45 x 146	
FA 55.180 (4x2)	05/06 →	136 / 185		CVP090K 29313	[o] 210.6 x 92.3 x 29.8 Wabco PAN 19-1			CVP090K 29313	[o] 210.6 x 92.3 x 29.8 Wabco PAN 19-1	
FA 55.180 (4x2)	05/06 →	136 / 185								
FA 55.180 (4x2)	05/06 →	136 / 185								
FA 55.180 (4x2)	05/06 →	136 / 185								
FA 55.180 (4x2)	05/06 →	136 / 185								
FA 55.180 (4x2)	05/06 →	136 / 185								
FA 55.210 (4x2)	01/09 →	152 / 207								
FA 55.210 (4x2)	01/09 →	152 / 207								
FA 55.220 (4x2)	05/06 →	165 / 224								
FA 55.220 (4x2)	05/06 →	165 / 224								
FA 55.220 (4x2)	05/06 →	165 / 224								
FA 55.220 (4x2)	05/06 →	165 / 224								
FA 55.220 (4x2)	05/06 →	165 / 224								
FA 55.250 (4x2)	05/06 →	184 / 250								
FA 55.250 (4x2)	05/06 →	184 / 250								
FA 55.250 (4x2)	05/06 →	184 / 250								
FA 55.250 (4x2)	05/06 →	184 / 250								
FA 55.280 (4x2)	05/06 →	210 / 286								
FA 55.280 (4x2)	05/06 →	210 / 286								
FA 55.290 (4x2)	05/06 →	210 / 286								
FA 55.290 (4x2)	05/06 →	210 / 286								
FT 55.220 (4x2)	05/06 →	165 / 224								
FT 55.250 (4x2)	05/06 →	184 / 250								
FT 55.280 (4x2)	05/06 →	210 / 286								
FT 55.290 (4x2)	05/06 →	210 / 286								

LF 05/13 →

FA 150 (4x2)	05/13 →	112 / 152		CVP090K 29313	[o] 210.6 x 92.3 x 29.8 Wabco PAN 19-1			CVP090K 29313	[o] 210.6 x 92.3 x 29.8 Wabco PAN 19-1	
FA 180 (4x2)	05/13 →	134 / 182								
FA 180 (4x2)	05/13 →	134 / 182								
FA 180 (4x2)	05/13 →	134 / 182								
FA 180 (4x2)	05/13 →	134 / 182								
FA 180 (4x2)	05/13 →	134 / 182								
FA 210 (4x2)	05/13 →	156 / 212								
FA 210 (4x2)	05/13 →	156 / 212								
FA 210 (4x2)	05/13 →	156 / 212								
FA 210 (4x2)	05/13 →	156 / 212								
FA 220 (4x2)	05/13 →	162 / 220								
FA 220 (4x2)	05/13 →	162 / 220								
FA 220 (4x2)	05/13 →	162 / 220								
FA 220 (4x2)	05/13 →	162 / 220								
FA 220 (4x2)	05/13 →	162 / 220								
FA 220 (4x2)	05/13 →	162 / 220								
FA 220 (4x2)	05/13 →	162 / 220								
FA 250 (4x2)	05/13 →	187 / 254								
FA 250 (4x2)	05/13 →	187 / 254								
FA 250 (4x2)	05/13 →	187 / 254								
FA 250 (4x2)	05/13 →	187 / 254								
FA 250 (4x2)	05/13 →	187 / 254								
FA 250 (4x2)	05/13 →	187 / 254								
FA 280 (4x2)	05/13 →	209 / 284								
FA 280 (4x2)	05/13 →	209 / 284								
FA 280 (4x2)	05/13 →	209 / 284								
FA 280 (4x2)	05/13 →	209 / 284								
FA 310 (4x2)	05/13 →	231 / 314								
FA 310 (4x2)	05/13 →	231 / 314								

MB / SB / TB - Series 01/74 → 12/89

MB 201	01/74 → 12/89			DF20213S7100 19150	W 152.4 x iaL 212,9 x ø 419	12/89		DF30311S7203 19617	W 203.2 x iaL 212,9 x ø 419	
MBG 200	01/74 → 12/89			L 10	ø 6.35 x L 15.9	80x		L 10	ø 6.35 x L 15.9	112x
MB 230	01/74 → 12/89			DF20213S7100 19150	W 152.4 x iaL 212,9 x ø 419			DF30311S7203 19617	W 203.2 x iaL 212,9 x ø 419	
TB 2100	01/74 → 12/89			L 10	ø 6.35 x L 15.9	80x		L 10	ø 6.35 x L 15.9	96x

MB / SB - Series 01/80 → 12/89

MB 230	01/87 →			CVP338 29747	139.5 x 121 x 32.5 Knorr K 85			BC371S7340 19094	W 200 x iaL 203,7 x ø 420	
SB 2300	01/87 →			CVD527	ø 406 x 48 x 175			DF30311S7203 19617	W 203.2 x iaL 212,9 x ø 419	⊕ DAF-Axle
SB 2305 DHS, DHTD	01/87 →			CVD528	ø 460 x 48 x 119			L 10	ø 6.35 x L 15.9	⊕ DAF-Axle 96x
SB 3000 DKV	01/87 →									
MBG 200 DKTL	01/80 → 12/89			DF20213S7100 19150	W 152.4 x iaL 212,9 x ø 419			DF16172S7100 19256	W 177.8 x iaL 212,9 x ø 419	
SB 200	01/80 → 12/89			L 10	ø 6.35 x L 15.9	80x		L 10	ø 6.35 x L 15.9	96x
SB 2300	01/80 → 12/89									
SB 3000	01/80 → 12/89									

MB - Series 01/89 →

MB 200	01/89 →			DF42431S7113 19024	W 152.4 x iaL 212,9 x ø 419			DF16172S7100 19256	W 177.8 x iaL 212,9 x ø 419	
				L 10	ø 6.35 x L 15.9			L 10	ø 6.35 x L 15.9	96x
MB 230	11/01 →			CVP338 29747	139.5 x 121 x 32.5 Knorr K 85	disc-th.48 mm → → disc-th.44 mm		DF50511S7113 19069	W 240 x iaL 180,9 x ø 420	



kW / hp



DAF

DAF

MB - Series 01/89 →

MB 230	11/01 →	DF42431S7113 19024	W 152.4 x iaL 212,9 x ø 419	optional	GG1571S7242 17557	W 108 x iaL 338 x ø 387	⊕ 20" Wheels
		GG1571S7242 17557	W 108 x iaL 338 x ø 387	⊕ 20" Wheels			
		CVD527	ø 406 x 48 x 175				
		CVD528	ø 460 x 48 x 119				

N 2800 01/81 → 09/91

NAT 2826 DKX (6x4)	01/81 → 09/91	228 / 310	DF20213S7113 19150	W 152.4 x iaL 212,9 x ø 419	DF16172S7203 19256	W 177.8 x iaL 212,9 x ø 419	
--------------------	---------------	-----------	-----------------------	-----------------------------	-----------------------	-----------------------------	--

N 3300 01/81 → 09/91

NAT 3326 DKX (6x4)	01/81 → 09/91	243 / 330	DF20213S7113 19150	W 152.4 x iaL 212,9 x ø 419	DF16172S7203 19256	W 177.8 x iaL 212,9 x ø 419	
--------------------	---------------	-----------	-----------------------	-----------------------------	-----------------------	-----------------------------	--

SB - Series 01/82 → 12/89

SB120	01/89 →	CVP036K 29095	[o] 210.7 x 92.5 x 30 Knorr SB 6000		CVP036K 29095	[o] 210.7 x 92.5 x 30 Knorr SB 6000	
SB180	01/89 →						
SB200	01/89 →						
SB 200	01/02 →	CVD639	ø 377 x 45 x 112				
SB 2005 DHU	01/82 → 12/86	L 10	ø 6.35 x L 15.9	80x	DF16172S7100 19256	W 177.8 x iaL 212,9 x ø 419	
					L 10	ø 6.35 x L 15.9	112x
SB 220	01/87 → 12/89	DF34351S7100 19900	W 150 x iaL 177,3 x ø 420		DF30311S7203 19617	W 203.2 x iaL 212,9 x ø 419	
		DF34351S7203 19900	W 150 x iaL 177 x ø 420		L 10	ø 6.35 x L 15.9	96x
		L 10	ø 6.35 x L 15.9	64x			
SB 220	01/89 →	DF44451S7100 19010	W 150 x iaL 177,4 x ø 420		DF50511S7113 19069	W 240 x iaL 180,9 x ø 420	
SBG 220	01/89 →	DF44451S7203 19010	W 150 x iaL 177,4 x ø 420				
		DF48491S7100 19063	W 200 x iaL 180,9 x ø 420	auxiliary axle			
		DF48491S7203 19063	W 200 x iaL 180,9 x ø 420	auxiliary axle			
SB 3000	01/87 → 12/89	CVP338 29747	139.5 x 121 x 32.5 Knorr K 85	disc-th.48 mm → → disc-th.44 mm	DF32331S7100 19890	W 200 x iaL 180,9 x ø 420	
		DF20213S7100 19150	W 152.4 x iaL 212,9 x ø 419	optional	DF32331S7203 19890	W 200 x iaL 180,9 x ø 420	
		L 10	ø 6.35 x L 15.9	80x	L 10	ø 6.35 x L 15.9	96x
		CVD527	ø 406 x 48 x 175				
		CVD528	ø 460 x 48 x 119				
SB 3000	01/89 →	CVP338 29747	139.5 x 121 x 32.5 Knorr K 85	disc-th.48 mm → → disc-th.44 mm	DF42431S7113 19024	W 152.4 x iaL 212,9 x ø 419	auxiliary axle
SBR 3000	01/89 →	DF42431S7113 19024	W 152.4 x iaL 212,9 x ø 419	optional	DF50511S7113 19069	W 240 x iaL 180,9 x ø 420	
		CVD527	ø 406 x 48 x 175				
		CVD528	ø 460 x 48 x 119				
SB 3000 DSKB	01/84 → 12/89	DF20213S7100 19150	W 152.4 x iaL 212,9 x ø 419		BC371S7340 19094	W 200 x iaL 203,7 x ø 420	⊕ BPW-Axle
		L 10	ø 6.35 x L 15.9	80x	DF30311S7203 19617	W 203.2 x iaL 212,9 x ø 419	⊕ DAF-Axle
					L 10	ø 6.35 x L 15.9	⊕ BPW-Axle 96x
SB4000	01/98 →	CVP020KPSV 29087	[o] 247.7 x 109.7 x 30 Knorr SB 7000		CVP020KPSV 29087	[o] 247.7 x 109.7 x 30 Knorr SB 7000	
		CVD585	ø 432 x 45 x 45		CVD585	ø 432 x 45 x 45	
SBR 3000	01/87 → 12/89	DF20213S7100 19150	W 152.4 x iaL 212,9 x ø 419		DF38391S7100 19914	W 240 x iaL 180,9 x ø 420	
		L 10	ø 6.35 x L 15.9	80x	DF38391S7203 19914	W 240 x iaL 180,9 x ø 420	
					L 10	ø 6.35 x L 15.9	96x

SB 01/74 →

SB 120 (4x2)	01/99 →	118 / 160	CVP036K 29095	[o] 210.7 x 92.5 x 30 Knorr SB 6000	CVP036K 29095	[o] 210.7 x 92.5 x 30 Knorr SB 6000	
SB 120 (4x2)	01/99 →	99 / 135					
SB 120 (4x2)	01/99 →	110 / 150					
SB 120 (4x2)	01/99 →	108 / 147					
SB 120 (4x2)	01/99 →	125 / 170					
SB 200 (4x2)	01/01 →	162 / 220					
SB 200 (4x2)	01/01 →	165 / 224					



kW / hp



DAF

DAF

SB 01/74 →

SB 2005 (4x2)	05/80 →	115 / 156		L 10	ø 6.35 x L 15.9	80x		DF16172S7100 19256	W 177.8 x iaL 212,9 x ø 419	
								L 10	ø 6.35 x L 15.9	112x
SB 201 (4x2)	01/74 →	121 / 165		DF20213S7100 19150	W 152.4 x iaL 212,9 x ø 419			DF30311S7113 19617	W 203.2 x iaL 213 x ø 419	
SB 220 LT (4x2)		170 / 231		DF20213S7113 19150	W 152.4 x iaL 212,9 x ø 419			DF30311S7203 19617	W 203.2 x iaL 212,9 x ø 419	
				L 10	ø 6.35 x L 15.9	80x		L 10	ø 6.35 x L 15.9	96x
SB 220 (4x2)	03/98 →	213 / 290		DF44451S7100 19010	W 150 x iaL 177,4 x ø 420			DF50511S7113 19069	W 240 x iaL 180,9 x ø 420	
				DF44451S7203 19010	W 150 x iaL 177,4 x ø 420					
SB 2300 (4x2)		115-121 / 156-165		CVP338 29747	139.5 x 121 x 32.5 Knorr K 85			BC371S7340 19094	W 200 x iaL 203,7 x ø 420	
SB 2300 (4x2)		184-194 / 250-264		CVD527	ø 406 x 48 x 175			DF30311S7203 19617	W 203.2 x iaL 212,9 x ø 419	⊕ DAF-Axle
SB 2300 (4x2)		151 / 205		CVD528	ø 460 x 48 x 119			L 10	ø 6.35 x L 15.9	⊕ DAF-Axle 96x
SB 3000 (4x2)		315 / 428								
SB 3000 (4x2)		268 / 364								
SB 3000 (4x2)		212 / 288								
SB 3000 (4x2)		242 / 330								
SB 3000 (4x2)		228 / 310								

TB - Series 01/89 →

TB 2100	01/89 →			DF42431S7113 19024	W 152.4 x iaL 212,9 x ø 419			DF42431S7113 19024	W 152.4 x iaL 212,9 x ø 419	
								DF48491S7100 19063	W 200 x iaL 180,9 x ø 420	optional
								DF48491S7203 19063	W 200 x iaL 180,9 x ø 420	optional

XF 95 01/02 →

FA 95.380 (4x2)	09/02 → 12/06	280 / 381		CVP020KHD 29202	[o] 247.7 x 109.7 x 30 Knorr SB 7000			CVP020KHD 29202	[o] 247.7 x 109.7 x 30 Knorr SB 7000	
FA 95.430 (4x2)	09/02 → 12/06	315 / 428		CVP020K 29202	[o] 247.7 x 109.7 x 30 Knorr SB 7000			CVP020K 29202	[o] 247.7 x 109.7 x 30 Knorr SB 7000	
FA 95.480 (4x2)	09/02 → 12/06	355 / 483		CVD585	ø 432 x 45 x 45			CVD585	ø 432 x 45 x 45	
FA 95.530 (4x2)	09/02 → 12/06	390 / 530								
FAD 95.380 (8x4/4)	01/02 → 12/06	280 / 381								
FAD 95.430 (8x4/4)	01/02 → 12/06	315 / 428								
FAD 95.480 (8x4/4)	01/02 → 12/06	355 / 483								
FAD 95.530 (8x4/4)	09/02 →	390 / 530								
FAK 95.380 (8x2/4)	01/02 → 12/06	280 / 381								
FAK 95.430 (8x2/4)	01/02 → 12/06	315 / 430								
FAK 95.480 (8x2/4)	01/02 → 12/06	355 / 480								
FAK 95.530 (8x2/4)	09/02 →	390 / 530								
FAN 95.380 (6x2/4)	01/02 → 12/06	280 / 381								
FAN 95.430 (6x2/4)	01/02 → 12/06	315 / 430								
FAN 95.480 (6x2/4)	01/02 → 12/06	355 / 480								
FAN 95.530 (6x2/4)	09/02 →	390 / 530								
FAR 95.380 (6x2)	09/02 → 12/06	280 / 381								
FAR 95.430 (6x2)	09/02 → 12/06	315 / 428								
FAR 95.480 (6x2)	09/02 → 12/06	355 / 483								
FAR 95.530 (6x2)	09/02 → 12/06	390 / 530								
FAS 95.380 (6x2)	01/02 → 12/06	280 / 381								
FAS 95.430 (6x2)	01/02 → 12/06	315 / 430								
FAS 95.480 (6x2)	01/02 → 12/06	355-356 / 480-484								
FAS 95.530 (6x2)	09/02 →	390 / 530								
FAT 95.380 (6x4)	01/02 → 12/06	280 / 381								
FAT 95.430 (6x4)	01/02 → 12/06	315 / 428								
FAT 95.480 (6x4)	01/02 → 12/06	355 / 480								
FAT 95.530 (6x4)	09/02 →	390 / 530								
FT 95.380 (4x2)	09/02 → 12/06	280 / 381								
FT 95.430 (4x2)	09/02 → 12/06	315 / 428								
FT 95.480 (4x2)	09/02 → 12/06	355 / 483								
FT 95.530 (4x2)	09/02 → 12/06	390 / 530								
FTG 95.380 (6x2/4)	09/02 → 12/06	280 / 381								
FTG 95.430 (6x2/4)	12/05 → 12/06	315 / 428								
FTG 95.480 (6x2/4)	12/05 → 12/06	355 / 483								
FTG 95.530 (6x2/4)	09/02 → 12/06	390 / 530								
FTM 95.380 (8x4/4)	12/05 → 12/06	280 / 381								
FTM 95.430 (8x4/4)	12/05 → 12/06	315 / 430								
FTM 95.480 (8x4/4)	12/05 → 12/06	355 / 483								
FTM 95.530 (8x4/4)	09/02 → 12/06	390 / 530								
FTP 95.380 (6x2)	01/02 → 12/06	280 / 381								
FTP 95.430 (6x2)	01/02 → 12/06	315 / 430								
FTP 95.480 (6x2)	01/02 → 12/06	355 / 480								
FTP 95.530 (6x2)	09/02 →	390 / 530								
FTR 95.380 (6x2)	01/02 → 12/06	280 / 381								
FTR 95.430 (6x2)	01/02 → 12/06	315 / 430								
FTR 95.480 (6x2)	01/02 → 12/06	355 / 480								
FTR 95.530 (6x2)	09/02 →	390 / 530								
FTS 95.380 (6x2)	01/02 → 12/06	280 / 381								
FTS 95.430 (6x2)	01/02 → 12/06	315 / 430								
FTS 95.480 (6x2)	01/02 → 12/06	355 / 480								
FTS 95.530 (6x2)	09/02 →	390 / 530								
FTT 95.380 (6x4)	01/02 → 03/06	280 / 381								
FTT 95.430 (6x4)	01/02 → 03/06	315 / 430								
FTT 95.480 (6x4)	01/02 → 03/06	355 / 483								
FTT 95.530 (6x4)	09/02 →	390 / 530								

XF 105 10/05 →

FA 105.410 (4x2)	10/05 →	300 / 408		CVP020KHD 29202	[o] 247.7 x 109.7 x 30 Knorr SB 7000			CVP020KHD 29202	[o] 247.7 x 109.7 x 30 Knorr SB 7000	
FA 105.460 (4x2)	10/05 →	340 / 462								
FA 105.510 (4x2)	10/05 →	375 / 510								
FAD 105.410 (8x4/4)	10/05 →	300 / 408								



kW / hp



DAF

DAF

XF 105 10/05 →

FAD 105.460 (8x4/4)	10/05→	340 / 462
FAD 105.510 (8x4/4)	10/05→	375 / 510
FAK 105.410 (8x2/4)	10/05→	300 / 408
FAK 105.460 (8x2/4)	10/05→	340 / 462
FAK 105.510 (8x2/4)	10/05→	375 / 510
FAR 105.410 (6x2)	10/05→	300 / 408
FAR 105.460 (6x2)	10/05→	340 / 462
FAR 105.510 (6x2)	10/05→	375 / 510
FAS 105.410, FAR 105.410,	10/05→	300 / 408
FAN 105.410 (6x2/2/4)		
FAS 105.460, FAR 105.460,	10/05→	340 / 462
FAN 105.460 (6x2/2/4)		
FAS 105.510, FAR 105.510,	10/05→	375 / 510
FAN 105.510 (6x2/2/4)		
FAT 105.410 (6x4)	10/05→	300 / 408
FAT 105.460 (6x4)	10/05→	340 / 462
FAT 105.510 (6x4)	10/05→	375 / 510
FT 105.410 (4x2)	10/05→	300 / 408
FT 105.460 (4x2)	10/05→	340 / 462
FT 105.510 (4x2)	10/05→	375 / 510
FTM 105.410 (8x4/4)	10/05→	300 / 408
FTM 105.460 (8x4/4)	10/05→	340-340 / 460-462
FTM 105.510 (8x4/4)	10/05→	375 / 510
FTP 105.410 (6x2/4)	10/05→	300 / 408
FTP 105.460 (6x2/4)	10/05→	340 / 462
FTP 105.510 (6x2/4)	10/05→	375 / 510
FTS 105.410, FTR 105.410,	10/05→	300 / 408
FTG 105.410 (6x2/2/4)		
FTS 105.460, FTR 105.460,	10/05→	340 / 462
FTG 105.460 (6x2/2/4)		
FTS 105.510, FTR 105.510,	10/05→	375 / 510
FTG 105.510 (6x2/2/4)		
FTT 105.410 (6x4)	10/05→	300 / 408
FTT 105.460 (6x4)	10/05→	340 / 462
FTT 105.510 (6x4)	10/05→	375 / 510

CVP020K
29202[o] 247.7 x 109.7 x 30
Knorr SB 7000

CVD585

ø 432 x 45 x 45

CVP020K
29202[o] 247.7 x 109.7 x 30
Knorr SB 7000

CVD585

ø 432 x 45 x 45

XF 10/12 →

FA 410 (4x2)	10/12→	303 / 412
FA 410 (4x2)	10/12→	303 / 412
FA 410 (4x2)	10/12→	303 / 412
FA 440 (4x2)	10/12→	320 / 435
FA 440 (4x2)	10/12→	320 / 435
FA 440 (4x2)	10/12→	320 / 435
FA 460 (4x2)	10/12→	340 / 462
FA 460 (4x2)	10/12→	340 / 462
FA 460 (4x2)	10/12→	340 / 462
FA 510 (4x2)	10/12→	375 / 510
FA 510 (4x2)	10/12→	375 / 510
FA 510 (4x2)	10/12→	375 / 510
FAD 460 (8x4/4)	10/12→	340 / 462
FAD 510 (8x4/4)	10/12→	375 / 510
FAN 410 (6x2/4)	10/12→	303 / 412
FAN 440 (6x2/4)	10/12→	320 / 435
FAN 460 (6x2/4)	10/12→	340 / 462
FAN 510 (6x2/4)	10/12→	375 / 510
FAR 410 (6x2)	10/12→	303 / 412
FAR 410, FAS 410 (6x2)	10/12→	303 / 412
FAR 440 (6x2)	10/12→	320 / 435
FAR 440, FAS 440 (6x2)	10/12→	320 / 435
FAR 460 (6x2)	10/12→	340 / 462
FAR 460, FAS 460 (6x2)	10/12→	340 / 462
FAR 510 (6x2)	10/12→	375 / 510
FAR 510, FAS 510 (6x2)	10/12→	375 / 510
FT 410 (4x2)	10/12→	303 / 412
FT 440 (4x2)	10/12→	320 / 435
FT 460 (4x2)	10/12→	340 / 462
FT 510 (4x2)	10/12→	375 / 510
FTG 410 (6x2/4)	10/12→	303 / 412
FTG 440 (6x2/4)	10/12→	320 / 435
FTG 460 (6x2/4)	10/12→	340 / 462
FTG 510 (6x2/4)	10/12→	375 / 510
FTP 410 (6x2)	10/12→	303 / 412
FTP 410 (6x2)	10/12→	303 / 412
FTP 440 (6x2)	10/12→	320 / 435
FTP 440 (6x2)	10/12→	320 / 435
FTP 460 (6x2)	10/12→	340 / 462
FTP 460 (6x2)	10/12→	340 / 462
FTP 510 (6x2)	10/12→	375 / 510
FTP 510 (6x2)	10/12→	375 / 510
FTT 460 (6x4)	10/12→	340 / 462
FTT 510 (6x4)	10/12→	375 / 510

CVP020K
29202[o] 247.7 x 109.7 x 30
Knorr SB 7000

CVD585

ø 432 x 45 x 45

CVP020K
29202[o] 247.7 x 109.7 x 30
Knorr SB 7000

CVD585

ø 432 x 45 x 45

DE FILIPPI

DE FILIPPI

419,0x178,0 (ROR)

419,0x178,0 (ROR)

 RW561S7222
19036W 177.8 x iaL 189,1 x ø
419

DEN OUDSTEN BUSSEN

DEN OUDSTEN BUSSEN

Almere 01/95 →

City Bus 01/95→

CVP081
29150

[o] 245 x 120 x 30



kW / hp

**DENNIS****DENNIS****Buses 01/83**

Dominator Falcon V, H (Kirkstall-Axle) Lancet	01/91→ 01/83→ 01/91→	L 10	ø 6.35 x L 15.9	96x	CS641S7119 19745	W 202.6 x iaL 157 x ø 394	
		L 10	ø 6.35 x L 15.9	96x	CS682S7119 18008	W 177 x iaL 203 x ø 394	
Domini Lancet (Kirkstall-Axle)	01/84→ 01/83→	L 9	ø 6.35 x L 14.29	96x	L 9	ø 6.35 x L 14.29	96x
Domino Lancet Single Decker (Kirkstall-Axle)	01/86→ 01/83→	CS682S7119 18008	W 177 x iaL 203 x ø 394				
		L 9	ø 6.35 x L 14.29	96x			

Dart Series 01/89

Dart MK I	01/89→	FI1241S7121 19918	W 170 x iaL 325 x ø 360	optional	FI1241S7121 19918	W 170 x iaL 325 x ø 360	optional
					VL892S7100 19068	W 223.6 x iaL 177,2 x ø 410	
					L 9	ø 6.35 x L 14.29	112x
Dart MK II	09/92→	PB221S7115 19503	W 170 x iaL 314,4 x ø 360		PB221S7115 19503	W 170 x iaL 314,4 x ø 360	
		PB221S7121 19503	W 170 x iaL 314,4 x ø 360		PB221S7121 19503	W 170 x iaL 314,4 x ø 360	
		8 x 15	ø 8 x L 15	72x	8 x 15	ø 8 x L 15	72x

Eagle 01/94

Elite, dust cart	01/94→	CVP023K 29090	[o] 249.6 x 114.2 x 28.2 Meritor D-LISA		CVP023K 29090	[o] 249.6 x 114.2 x 28.2 Meritor D-LISA	
		FK023			FK023		
					VL882S7115 19071	W 198.6 x iaL 174,5 x ø 410	
					L 10	ø 6.35 x L 15.9	112x

ELITE 2 05/03

240 (4x2)	05/03→	177 / 240	CVP023K 29090	[o] 249.6 x 114.2 x 28.2 Meritor D-LISA	CVP023K 29090	[o] 249.6 x 114.2 x 28.2 Meritor D-LISA
240 (6x4)	05/03→	177 / 240				
240, ML (6x2)	05/03→	177 / 240				
240 MS, RS (6x2/4)	10/07→	177 / 240				
250 (4x2)	05/03→	184 / 250				
250, ML (6x2)	05/03→	184 / 250				
260 (4x2)	01/10→	191 / 260				
260, ML (6x2)	12/09→	191 / 260				
260 MS, RS (6x2/4)	11/09→	191 / 260				
275 (6x2/2/4)	05/03→	202 / 275				
275 (6x2/2/4)	05/03→	202 / 275				
275 (6x4)	05/03→	202 / 275				
275, ML (6x2)	05/03→	202 / 275				
275, ML (6x2)	05/03→	202 / 275				
275 MS, RS (6x2/4)	11/04→	202 / 275				
290 (6x2)	05/03→	213 / 290				
290 (6x2/2/4)	05/03→	213 / 290				
290 (6x2/2/4)	05/03→	213 / 290				
290 (6x4)	05/03→	213 / 290				
290 (6x2)	05/03→	213 / 290				
290 (4x2)	05/03→	213 / 290				
290, ML (6x2)	05/03→	213 / 290				
290 MS, RS (6x2/4)	04/06→	213 / 290				
300 (4x2)	01/10→	221 / 301				
300, AR (6x4)	12/09→	221 / 301				
300, ML (6x2)	12/09→	221 / 301				
300 MS, RS (6x2/4)	05/09→	221 / 301				
320 (4x2)	05/03→	235 / 320				
320 (6x2)	05/03→	235 / 320				
320 (6x4)	05/03→	235 / 320				
320 (6x2/2/4)	05/03→	235 / 320				
320 (6x2)	05/03→	235 / 320				
320 (6x2/2/4)	05/03→	235 / 320				
320, ML (6x2)	05/03→	235 / 320				
320 MS (8x4/4)	10/08→	235 / 320				
320 MS, RS (6x2/4)	04/06→	235 / 320				
340 MS (8x4/4)	11/09→	250 / 340				

Enviro Line 01/02

Enviro 200 (4x2)	01/03→	110 / 150	CVP090K 29313	[o] 210.6 x 92.3 x 29.8 Wabco PAN 19-1	CVP020KPSV 29087	[o] 247.7 x 109.7 x 30 Knorr SB 7000
Enviro 500 (6x2)	01/02→	246 / 335	CVP020KPSV 29087	[o] 247.7 x 109.7 x 30 Knorr SB 7000	CVP020KPSV 29087	[o] 247.7 x 109.7 x 30 Knorr SB 7000
R 300	01/02→		CVP090K 29313	[o] 210.6 x 92.3 x 29.8 Wabco PAN 19-1	CVP090K 29313	[o] 210.6 x 92.3 x 29.8 Wabco PAN 19-1
R 345	01/02→					
R 420	01/02→					

Javelin Series 01/88

Javelin (11mBus, Coach/ 12mCoach) MK II	01/91→12/95		CVP009 29043	[-] 204 x 96 x 24	VL892S7100 19068	W 223.6 x iaL 177,2 x ø 410
Javelin GX (12m Coach) MK II	01/91→12/95		CVD617	ø 440 x 45 x 135	L 9	ø 6.35 x L 14.29 112x
Javelin (8,50m Coach, 11m Bus)	01/88→				CS672S7119 19922	W 203 x iaL 186 x ø 394



kW / hp

**DENNIS****DENNIS****Javelin Series** 01/88 → 12/95

Javelin (8,50m Coach, 11m Bus)	01/88 →					L 9	ø 6.35 x L 14.29	96x
Javelin III	01/95 →		CVD618	ø 437 x 45 x 130				

Lancet Series 01/95 →

Lancet SLF	01/95 →		CVP013K 29030	[o] 249.6 x 118.4 x 28.2 Meritor D-3				
------------	---------	--	------------------	---	--	--	--	--

OLYMPUS 10/09 →

OL-10N, OL-13W, OL-16W (4x2)	10/09 →	191 / 260		CVP020KPSV 29087	[o] 247.7 x 109.7 x 30 Knorr SB 7000			CVP020KPSV 29087	[o] 247.7 x 109.7 x 30 Knorr SB 7000	
OL-10N, OL-13W, OL-16W (4x2)	10/09 →	221 / 301		WIK515	L 282			WIK515	L 282	
OL-14N, OL-16W (6x2)	10/09 →	191 / 260								
OL-14N, OL-16W (6x2)	12/09 →	221 / 301								
OL-16N, OL-19W (6x2)	12/09 →	221 / 301								
OL-16N, OL-19W (6x2)	12/09 →	191 / 260								
OL-19N, OL-21W, OL-23W (6x2)	12/09 →	221 / 301								
OL-19N, OL-21W, OL-23W (6x2)	12/09 →	191 / 260								
OL-19W, OL-21W, OL-23W (6x4)	12/09 →	221 / 301								
OL-19W, OL-21W, OL-23W (6x4)	12/09 →	191 / 260								
OL-27W (8x4)	12/09 →	221 / 301								
OL-27W (8x4)	12/09 →	191 / 260								

Phoenix 01/86 →

Phoenix Refuse Collector	01/86 →		CS682S7119 18008	W 177 x iaL 203 x ø 394			CS682S7119 18008	W 177 x iaL 203 x ø 394	
			L 9	ø 6.35 x L 14.29	96x		L 9	ø 6.35 x L 14.29	96x

PHÖNIX 2 01/03 → 12/09

P2-20W (6x2/4)	01/03 → 12/09	213 / 290		VL872S7115 19090	W 173.8 x iaL 177,2 x ø 410			VL872S7115 19090	W 173.8 x iaL 177,2 x ø 410	
----------------	---------------	-----------	--	---------------------	-----------------------------	--	--	---------------------	-----------------------------	--

R Series 01/03 →

Coach Chassis (4x2)	01/03 →	253-306 / 345-420		CVP020KPSV 29087	[o] 247.7 x 109.7 x 30 Knorr SB 7000			CVP020KPSV 29087	[o] 247.7 x 109.7 x 30 Knorr SB 7000	
---------------------	---------	----------------------	--	---------------------	---	--	--	---------------------	---	--

Rapier Fire Engine 01/91 →

Rapier Fire Engine	01/91 →		CVP006 29013	[+] 180 x 86 x 21.5			FI1241S7121 19918		W 170 x iaL 325 x ø 360	optional
							PB221S7115 19503		W 170 x iaL 314,4 x ø 360	
							PB221S7121 19503		W 170 x iaL 314,4 x ø 360	
							8 x 15		ø 8 x L 15	72x

Sabre Fire Engine 01/95 →

Sabre Fire Engine	01/95 →		CVP023K 29090	[o] 249.6 x 114.2 x 28.2 Meritor D-LISA			FI1241S7121 19918		W 170 x iaL 325 x ø 360	optional
			FK023				VL892S7100 19068		W 223.6 x iaL 177,2 x ø 410	
							L 10		ø 6.35 x L 15.9	112x

Trident Series 01/01 →

Trident II	01/01 →		CVP020KPSV 29087	[o] 247.7 x 109.7 x 30 Knorr SB 7000			CVP020KPSV 29087	[o] 247.7 x 109.7 x 30 Knorr SB 7000	
			CVD608	ø 430 x 45 x 131			CVD630	ø 429 x 43 x 131	

DENNISON**DENNISON****CV** 01/77 → 12/82

4x2 Rigid, Tractive Units	01/77 → 12/82						GG1421S7100 19371		W 202 x iaL 358 x ø 394	
							GG1421S7115 19371		W 202 x iaL 358 x ø 394	
							L 9		ø 6.35 x L 14.29	72x

DIANA CAR**DIANA CAR****419,0x178,0 (ROR)**

							RW561S7222 19036		W 177.8 x iaL 189,1 x ø 419	
--	--	--	--	--	--	--	---------------------	--	-----------------------------	--

419,0x219,0 (ROR)

							FU452S7329 19369		W 219.1 x iaL 196,6 x ø 419	
							L 10		ø 6.35 x L 15.9	96x



kW / hp

**DIANA CAR****DIANA CAR**

420,0x200,0 (BPW)

BC371S7340
19094

W 200 x iaL 203,7 x ø 420

DODGE**DODGE****50 Series** 01/79→12/87

S35 01/79→12/87

LH98991S7242
17939

W 140 x iaL 365 x ø 330

Lockheed

300 Series 01/74→12/81

K 3620 P 01/74→12/81

K 3820 P 01/74→12/81

GG1421S7100
19371

W 202 x iaL 358 x ø 394

GG1421S7115
19371

W 202 x iaL 358 x ø 394

L 9

ø 6.35 x L 14.29

72x

500 Series 01/74→12/80

KR 13 P 01/74→12/80

GG1421S7100
19371

W 202 x iaL 358 x ø 394

GG1421S7115
19371

W 202 x iaL 358 x ø 394

L 9

ø 6.35 x L 14.29

72x

DORSEY**DORSEY**

419,0x219,1 (ROR-Axle)

FU452S7329
19369

W 219.1 x iaL 196,6 x ø 419

L 10

ø 6.35 x L 15.9

96x

420,0x200,0 (BPW-Axle)

BC371S7340
19094

W 200 x iaL 203,7 x ø 420

EATON**EATON**

419,0x178,0

AX146S7115
19896

W 178 x iaL 192 x ø 380

ERF**ERF****54** 01/65→12/74

54G (4x2) 01/65→12/74 69 / 94

GG921S7100
19111

W 178 x iaL 357,7 x ø 394

GG921S7115
19111

W 178 x iaL 357,7 x ø 394

64 01/65→12/74

64G (4x2) 01/65→12/74 82 / 112

64GX (4x2) 01/65→12/74 110 / 150

GG921S7100
19111

W 178 x iaL 357,7 x ø 394

GG921S7115
19111

W 178 x iaL 357,7 x ø 394

A-Series (16 t) 01/73→12/80

LAG-340 01/73→12/80

MGC-340 01/73→12/80

MGC-360 01/73→12/80

MGC-420 01/74→12/80

MGK-300 01/73→12/80

MKC-400 01/73→12/80

NGC-420 01/74→12/80

GG921S7100
19111

W 178 x iaL 357,7 x ø 394

GG921S7115
19111

W 178 x iaL 357,7 x ø 394

L 9

ø 6.35 x L 14.29

72x

L 10

ø 6.35 x L 15.9

optional 96x

CS641S7119
19745

W 202.6 x iaL 157 x ø 394

optional

GG1421S7100
19371

W 202 x iaL 358 x ø 394

GG1421S7115
19371

W 202 x iaL 358 x ø 394

L 9

ø 6.35 x L 14.29

72x

L 10

ø 6.35 x L 15.9

optional 96x

A-Series (24 t) 01/73→12/80

LBC-242 01/73→12/80

LBC-480-081 01/73→12/80

LBG-242 01/73→12/80

MCC-402 01/73→12/80

MDC-482 01/73→12/80

MKC-402 01/73→12/80

MKC-452-260 01/73→12/80

MKG-362 01/73→12/80

MKG-482 01/73→12/80

MKR-362 01/73→12/80

GG921S7100
19111

W 178 x iaL 357,7 x ø 394

GG921S7115
19111

W 178 x iaL 357,7 x ø 394

L 9

ø 6.35 x L 14.29

72x

L 10

ø 6.35 x L 15.9

optional 96x

CS641S7119
19745

W 202.6 x iaL 157 x ø 394

optional

GG1421S7100
19371

W 202 x iaL 358 x ø 394

GG1421S7115
19371

W 202 x iaL 358 x ø 394

L 9

ø 6.35 x L 14.29

72x

L 10

ø 6.35 x L 15.9

optional 96x

A-Series (28/30 t) 01/73→12/80

LAC-303 01/73→12/80

LAG-303 01/73→12/80

LAG-304 01/73→12/80

MDG-482 01/75→12/80

MKC-404 01/73→12/80

GG921S7100
19111

W 178 x iaL 357,7 x ø 394

GG921S7115
19111

W 178 x iaL 357,7 x ø 394

GG1421S7100
19371

W 202 x iaL 358 x ø 394

GG1421S7115
19371

W 202 x iaL 358 x ø 394



kW / hp



ERF

ERF

A-Series (28/30 t) 01/73 → 12/80

MKC-482	01/73 → 12/80		L 9	ø 6.35 x L 14.29	72x		L 9	ø 6.35 x L 14.29	72x
MKG-364	01/73 → 12/80		L 10	ø 6.35 x L 15.9	optional 96x				

A-Series (32/37 t) 01/73 → 12/80

LAC-320	01/73 → 12/80		GG921S7100 19111	W 178 x iaL 357,7 x ø 394			CS641S7119 19745	W 202.6 x iaL 157 x ø 394	optional
LAC-340	01/73 → 12/80						GG1421S7100 19371	W 202 x iaL 358 x ø 394	
LAG-320	01/73 → 12/80		GG921S7115 19111	W 178 x iaL 357,7 x ø 394			GG1421S7115 19371	W 202 x iaL 358 x ø 394	
LAG-340	01/73 → 12/80								
LAR-320	01/73 → 12/80								
LAR-349	01/73 → 12/80		L 9	ø 6.35 x L 14.29	72x				
MCC-388	01/83 → 12/80								
MCG-340	01/73 → 12/80		L 10	ø 6.35 x L 15.9	optional 96x		L 9	ø 6.35 x L 14.29	72x
MCR-340	01/73 → 12/80								
MKC-340	01/73 → 12/80						L 10	ø 6.35 x L 15.9	optional 96x
MKC-380	01/73 → 12/80								
MKG-320	01/73 → 12/80								
MKG-340	01/73 → 12/80								
MKG-380	01/73 → 12/80								
MKR-340	01/73 → 12/80								
NGC-380	01/73 → 12/80								
NGC-420	01/74 → 12/80								

B-Series 01/74 → 12/81

25G3 (6x4)	01/74 → 12/81	136-138 / 182-188		GG921S7100 19111	W 178 x iaL 357,7 x ø 394		GG1421S7100 19371	W 202 x iaL 358 x ø 394	
25G3 (6x2)	01/74 → 12/81	136-138 / 182-188		GG921S7115 19111	W 178 x iaL 357,7 x ø 394		GG1421S7115 19371	W 202 x iaL 358 x ø 394	
25G3 (6x4)	01/74 → 12/81	136-138 / 182-188		L 9	ø 6.35 x L 14.29	72x		L 9	ø 6.35 x L 14.29
25G3 (6x4)	01/74 → 12/81	136-138 / 182-188		L 10	ø 6.35 x L 15.9	optional 96x			
25G3 (6x2)	01/74 → 12/81	136-138 / 182-188							
25G3 (6x2)	01/74 → 12/81	136-138 / 182-188							
31C4 (8x4)	01/74 → 12/81	172 / 234							
31C4 (8x2)	01/74 → 12/81	172 / 234							
31C4 (8x2)	01/74 → 12/81	172 / 234							
31C4 (8x4)	01/74 → 12/81	172 / 234							
31G4 (8x4)	01/74 → 12/81	136-138 / 182-188							
31G4 (8x4)	01/74 → 12/81	136-138 / 182-188							
31G4 (8x2)	01/74 → 12/81	136-138 / 182-188							
31G4 (8x2)	01/74 → 12/81	136-138 / 182-188							

CP-Series 01/84 → 12/86

CP 28.250 (4x2)	01/84 → 12/86			GG1421S7100 19371	W 202 x iaL 358 x ø 394		GG1421S7100 19371	W 202 x iaL 358 x ø 394	
CP 32.250 (4x2)	01/84 → 12/86			GG1421S7115 19371	W 202 x iaL 358 x ø 394		GG1421S7115 19371	W 202 x iaL 358 x ø 394	
CP 32.290 (4x2)	01/84 → 12/86			L 9	ø 6.35 x L 14.29	72x		L 9	ø 6.35 x L 14.29
CP 38.250 (4x2)	01/84 → 12/86			GG1421S7100 19371	W 202 x iaL 358 x ø 394	Lucas		CS641S7119 19745	W 202.6 x iaL 157 x ø 394
CP 38.250 (6x2)	01/84 → 12/86								⊕ Kirkstall-Axle
CP 38.290 (4x2)	01/84 → 12/86			GG1421S7115 19371	W 202 x iaL 358 x ø 394	Lucas		GG1421S7100 19371	W 202 x iaL 358 x ø 394
CP 38.290 (6x4)	01/84 → 12/86								Lucas
CP 38.290 (6x2)	01/84 → 12/86			L 9	ø 6.35 x L 14.29	72x		GG1421S7115 19371	W 202 x iaL 358 x ø 394
CP 38.320 (4x2)	01/84 → 12/86							L 9	ø 6.35 x L 14.29
CP 38.320 (6x2)	01/84 → 12/86							L 10	ø 6.35 x L 15.9
CP 38.320 (6x4)	01/84 → 12/86								⊕ Kirkstall-Axle 96x

C-Series 01/81 → 12/87

25G3 (6x4)	01/81 → 12/87	161-164 / 220-223		GG1421S7100 19371	W 202 x iaL 358 x ø 394		GG1421S7100 19371	W 202 x iaL 358 x ø 394	
25G3 (6x4)	01/81 → 12/87	161-164 / 220-223		GG1421S7115 19371	W 202 x iaL 358 x ø 394		GG1421S7115 19371	W 202 x iaL 358 x ø 394	
31C4 (8x4)	01/81 → 12/87	180 / 245		L 9	ø 6.35 x L 14.29	72x		L 9	ø 6.35 x L 14.29
31C4 (8x4)	01/81 → 12/87	180 / 245							
31G4 (8x4)	01/81 → 12/87	161 / 220							
31G4 (8x4)	01/81 → 12/87	161 / 220							

EC 11-Series 01/95 →

EC 11.305	01/95 →			RW2912S7141 19553	W 200 x iaL 193,7 x ø 410	Rockwell → 04/96		RW2912S7141 19553	W 200 x iaL 193,7 x ø 410	Rockwell → 04/96
EC 11.340	01/95 →			RW2932331S7141 19716	W 200 x iaL 195,5 x ø 410	Rockwell 05/96 →		RW2932331S7141 19716	W 200 x iaL 195,5 x ø 410	Rockwell 05/96 →
EC 11.380	01/95 →			VL882S7115 19071	W 198.6 x iaL 174,5 x ø 410			VL882S7115 19071	W 198.6 x iaL 174,5 x ø 410	
				8 x 15	ø 8 x L 15	Rockwell -brake 96x		8 x 15	ø 8 x L 15	Rockwell -brake 96x
				L 10	ø 6.35 x L 15.9	112x		L 10	ø 6.35 x L 15.9	112x

ECL 04/02 →

7.28 RD3 / TP3 (6x4)	04/02 →	206 / 280		CVPO88K 29131	[o] 249.6 x 118.2 x 30.2	Meritor D-Elsa 2 -brake		CVPO88K 29131	[o] 249.6 x 118.2 x 30.2	Meritor D-Elsa 2 -brake
7.28 RD3 / TP3 (6x4)	04/02 →	206 / 280			Meritor D-ELSA 2				Meritor D-ELSA 2	



kW / hp



ERF

ERF

ECL 04/02 →

7.28 RD3 / TP3 (6x4)	04/02 →	206 / 280		FK088		Meritor D-Elsa 2 -brake		FK088		Meritor D-Elsa 2 -brake
7.28 RD3 / TP3 (6x4)	04/02 →	206 / 280		FK113		Meritor D-Elsa 2 -brake		FK113		Meritor D-Elsa 2 -brake

ECM 04/02 →

6.22 RD2 (4x2)	04/02 →	162 / 220		CVP020K 29202	[o] 247.7 x 109.7 x 30 Knorr SB 7000			CVP020K 29202	[o] 247.7 x 109.7 x 30 Knorr SB 7000	
7.22 RD2 (4x2)	04/02 →	162 / 220		CVP088K 29131	[o] 249.6 x 118.2 x 30.2 Meritor D-ELSA 2	Meritor D-Elsa 2 -brake		CVP088K 29131	[o] 249.6 x 118.2 x 30.2 Meritor D-ELSA 2	Meritor D-Elsa 2 -brake
7.22 RD2 (4x2)	04/02 →	206 / 280		FK088		Meritor D-Elsa 2 -brake		FK088		Meritor D-Elsa 2 -brake
7.28 RR3, RDRS3 (6x2/2/4)	04/02 →	153 / 208		FK113		Meritor D-Elsa 2 -brake		FK113		Meritor D-Elsa 2 -brake

ECS - Series 01/00 →

ECS, all models	01/00 →			CVP013K 29030	[o] 249.6 x 118.4 x 28.2 Meritor D-3			CVP013K 29030	[o] 249.6 x 118.4 x 28.2 Meritor D-3	
-----------------	---------	--	--	-------------------------	---	--	--	-------------------------	---	--

EC-Series 01/93 →

EC 10.30	01/93 →			RW2912S7141 19553	W 200 x iaL 193,7 x ø 410	Rockwell →04/96		RW2912S7141 19553	W 200 x iaL 193,7 x ø 410	Rockwell →04/96
EC 10.32	01/93 →			RW2932331S7141 19716	W 200 x iaL 195,5 x ø 410	Rockwell 05/96 →		RW2932331S7141 19716	W 200 x iaL 195,5 x ø 410	Rockwell 05/96 →
EC 10.35	01/93 →			VL882S7115 19071	W 198.6 x iaL 174,5 x ø 410			VL882S7115 19071	W 198.6 x iaL 174,5 x ø 410	
EC 12.33	01/93 →			8 x 15	ø 8 x L 15	Rockwell -brake 96x		8 x 15	ø 8 x L 15	Rockwell -brake 96x
EC 12.37	01/93 →			L 10	ø 6.35 x L 15.9	⊕ 2. axle, mod. 8x4 112x		L 10	ø 6.35 x L 15.9	⊕ 2. axle, mod. 8x4 112x
EC 12.40	01/93 →									
EC 14.34	01/93 →									
EC 14.38	01/93 →									
EC 14.41	01/93 →									
EC 14.50	01/93 →									
EC 14.52	01/93 →									
EC 6.18	01/93 →									
EC 6.21	01/93 →									
EC 6.21	01/95 →									
EC 8.24	01/93 →									
EC 8.27	01/93 →									
ES 6.18	01/95 →									
ES 8.24	01/95 →									
ES 8.27	01/95 →									

ECT 04/02 →

10.35 DB2 (4x2)	02/05 →	257 / 350		CVP020K 29202	[o] 247.7 x 109.7 x 30 Knorr SB 7000			CVP020K 29202	[o] 247.7 x 109.7 x 30 Knorr SB 7000	
10.35 RDB3 (6x2)	02/05 →	257 / 350		CVP088K 29131	[o] 249.6 x 118.2 x 30.2 Meritor D-ELSA 2	Meritor D-Elsa 2 -brake		CVP088K 29131	[o] 249.6 x 118.2 x 30.2 Meritor D-ELSA 2	Meritor D-Elsa 2 -brake
10.35 ST (4x2)	02/05 →	257 / 350		WIK523	L 289 / 237	Meritor D-Elsa 2 -brake		WIK523	L 289 / 237	Meritor D-Elsa 2 -brake
10.43 DB2 (4x2)	02/05 →	316 / 430		WIK548	L 350 / 215	Knorr SB 7000 -brake		WIK548	L 350 / 215	Knorr SB 7000 -brake
10.43 MT, MTL (6x2/2/4)	02/05 →	316 / 430		FK088		Meritor D-Elsa 2 -brake		FK088		Meritor D-Elsa 2 -brake
10.43 RDB3 (6x2)	02/05 →	316 / 430		FK113		Meritor D-Elsa 2 -brake		FK113		Meritor D-Elsa 2 -brake
10.43 ST (4x2)	02/05 →	316 / 430								
11.39 DB2 (4x2)	04/02 →	283 / 385								
11.39 MT, MTL (6x2)	04/02 →	283 / 385								
11.39 RDB3 (6x2)	04/02 →	283 / 385								
11.39 ST (4x2)	04/02 →	283 / 385								
11.42 DB2 (4x2)	04/02 →	309 / 420								
11.42 MT, MTL (6x2)	04/02 →	309 / 420								
11.42 RDB3 (6x2)	04/02 →	309 / 420								
11.42 ST (4x2)	04/02 →	309 / 420								
12.36 DB2 (4x2)	04/02 →	265 / 360		CVD544	ø 432 x 45 x 135	⊕ rim 10 hole		MP302S7100 17238	W 143 x iaL 178 x ø 410	auxiliary axle
12.36 ST (4x2)	04/02 →	265 / 360		CVD579	ø 432 x 45 x 130	⊕ rim 12 hole		MP302S7115 17238	W 143 x iaL 178,0 x ø 410	auxiliary axle
13.46 DT (6x4)	04/02 →	338 / 460		CVD612	ø 432 x 45 x 135	⊕ rim 10 hole		MP362S7100 19496	W 223 x iaL 178,0 x ø 410	
13.46 MT, MTL (6x2/2/4)	04/02 →	338 / 460						8 x 18	ø 8 x L 18	64x
13.46 RDB3 (6x2)	04/02 →	338 / 460						CVD544	ø 432 x 45 x 135	⊕ rim 10 hole
13.48 DT (6x4)	02/05 →	353 / 480						CVD579	ø 432 x 45 x 130	⊕ rim 12 hole
13.48 MT, MTL (6x2/2/4)	02/05 →	353 / 480						CVD612	ø 432 x 45 x 135	⊕ rim 10 hole
13.48 RDB3 (6x2)	02/05 →	353 / 480								
13.48 ST (4x2)	02/05 →	353 / 480								
18.380 FLRC (4x2)	06/03 →	280-283 / 380-385								
18.380 FLRS (4x2)	07/05 →	280-283 / 380-385								
18.420 FLRC (4x2)	06/03 →	309 / 420								
18.420 FLRS (4x2)	07/05 →	309 / 420								
24.380 FPLRS (6x2)	07/05 →	280-283 / 380-385								
24.420 FPLRS (6x2)	07/05 →	309 / 420								
26.380 FNLR, FNLLRC (6x2)	06/03 →	280-283 / 380-385								
26.380 FPLRS (6x2)	07/05 →	280-283 / 380-385								
26.420 FNLR, FNLLRC (6x2)	06/03 →	309 / 420								
26.420 FPLRS (6x2)	07/05 →	309 / 420								
32.35 BB (8x4)	02/05 →	257 / 350								

ECX - Series 03/00 → 12/02

ECX, all models w. MAN-axles	03/00 → 12/02			CVP013K 29030	[o] 249.6 x 118.4 x 28.2 Meritor D-3	→09/01		CVP013K 29030	[o] 249.6 x 118.4 x 28.2 Meritor D-3	→09/01
				CVP088K 29131	[o] 249.6 x 118.2 x 30.2 Meritor D-ELSA 2	10/01 →		CVP088K 29131	[o] 249.6 x 118.2 x 30.2 Meritor D-ELSA 2	10/01 →
				FK088		10/01 →		FK088		10/01 →
				FK113		10/01 →		FK113		10/01 →

E-Series 12/87 → 12/02

6-18 (4x2)	12/87 → 12/02	125 / 168		VL882S7115 19071	W 198.6 x iaL 174,5 x ø 410			VL882S7115 19071	W 198.6 x iaL 174,5 x ø 410	
6-18 (4x2)	12/87 → 12/02	125 / 168								



kW / hp



ERF

ERF

E-Serie 12/87 → 12/02

6-18 (4x2)	12/87 → 12/02	125 / 168		L 10	ø 6.35 x L 15.9			L 10	ø 6.35 x L 15.9	
6-18 (4x2)	12/87 → 12/02	125 / 168								

E-Serie 01/86 →

E 10.25	01/91 → 12/93		VL882S7115	W 198.6 x iaL 174,5 x ø 410			VL882S7115	W 198.6 x iaL 174,5 x ø 410	
E 10.25 (8x4)	01/91 → 12/93		19071				19071		
E 10.25 (6x4)	01/91 → 12/93		L 10	ø 6.35 x L 15.9	112x		L 10	ø 6.35 x L 15.9	112x
E 10.25 D5 (4x2)	01/86 → 12/90								
E 10.25 R	01/86 → 12/90								
E 10.25 ST (4x2)	01/86 → 12/90								
E 10.25 T2 (6x2)	01/86 → 12/90								
E 10.27 (8x4)	01/91 → 12/93								
E 10.27	01/91 → 12/93								
E 10.27 (6x4)	01/91 → 12/93								
E 10.29 D5 (4x2)	01/86 → 12/90								
E 10.29 R	01/86 → 12/90								
E 10.29 ST (4x2)	01/86 → 12/90								
E 10.29 TT (6x2)	01/86 → 12/90								
E 10.32	01/91 → 12/93								
E 10.32 (8x4)	01/91 → 12/93								
E 10.32 TT (6x2)	01/91 → 12/93								
E 12.26 ST (4x2)	01/86 → 12/90								
E 12.27 (8x4)	01/91 → 12/93								
E 12.27 ST (4x2)	01/86 → 12/90								
E 12.30 ST (4x2)	01/86 → 12/90								
E 12.30 TT (6x2)	01/86 → 12/90								
E 12.32 (8x4)	01/91 → 12/93								
E 12.32 DT (6x4)	01/91 → 12/93								
E 12.32 ST	01/91 → 12/93								
E 12.32 TT (6x2)	01/91 → 12/93								
E 12.34 DT (6x4)	01/86 → 12/90								
E 12.34 ST (4x2)	01/86 → 12/90								
E 12.37 ST	01/91 → 12/93								
E 12.37 TT (6x2)	01/91 → 12/93								
E 12.40 ST	01/91 → 12/93								
E 12.40 TT (6x2)	01/91 → 12/93								
E 14.32 ST (4x2)	01/86 → 12/90								
E 14.32 ST	01/91 → 12/93								
E 14.32 TT (6x2)	01/86 → 12/90								
E 14.32 TT (6x2)	01/91 → 12/93								
E 14.35 DT (6x4)	01/86 → 12/90								
E 14.35 ST (4x2)	01/86 → 12/90								
E 14.36 ST	01/91 → 12/93								
E 14.36 TT (6x2)	01/91 → 12/93								
E 14.41 DT (6x4)	01/91 → 12/93								
E 14.41 ST	01/91 → 12/93								
E 14.46 DT (6x4)	01/91 → 12/93								
E 14.46 ST	01/91 → 12/93								
E 16.32 DT (6x4)	01/86 → 12/90								
E 6.18	01/91 → 12/93								
E 6.19 M16	01/87 →								
E 8.26	01/91 → 12/93								
E 8.26 Drawbar (6x4)	01/91 → 12/93								
E 8.27 (6x4)	01/91 → 12/93								
E 8.27	01/91 → 12/93								
E 8.27 (8x4)	01/91 → 12/93								
ES 6.18	01/91 → 12/93								
ES 6.18 Dropframe	01/91 → 12/93								
ES 6.21	01/91 → 12/93								
ES 8.21 (6x4)	01/91 → 12/93								
ES 8.27 (6x4)	01/91 → 12/93								

M-Serie 01/74 → 12/81

16G2 (4x2)	01/74 → 12/81	166 / 223		GG921S7100	W 178 x iaL 357,7 x ø 394				
				GG921S7115	W 178 x iaL 357,7 x ø 394				
				19111					
				19111					



kW / hp

**FODEN TRUCKS****FODEN TRUCKS****2000 Series** **01/90** →

2200	01/90 →	RW564S7115 19636	W 178 x iaL 194,6 x ø 419		RW564S7115 19636	W 178 x iaL 194,6 x ø 419	
		L 9	ø 6.35 x L 14.29	128x	L 9	ø 6.35 x L 14.29	128x

3000 Series **01/88** →

3049	01/88 →	RW564S7115 19636	W 178 x iaL 194,6 x ø 419		RW564S7115 19636	W 178 x iaL 194,6 x ø 419	
3053	01/88 →						
3063	01/88 →						
3250	01/88 →						
3300	01/88 →	L 9	ø 6.35 x L 14.29	128x	L 9	ø 6.35 x L 14.29	128x

ALPHA **01/98** → **12/07**

A2-4R.T-CE (4x2)	01/98 → 12/07	162 / 220			CW412S7100 19384	W 177.8 x iaL 189 x ø 381	Stopmaster-brake
A2-4R.T-CE (4x2)	01/98 → 12/07	136 / 185			CW412S7141 19384	W 177.8 x iaL 189,1 x ø 381	Stopmaster-brake
A2-4R.T-CE (4x2)	01/98 → 12/07	184 / 250			FT671S7329 19557	W 203 x iaL 194,5 x ø 419	brake dim. 419x203
A2-4R-CE (4x2)	01/98 → 12/07	136 / 185					
A3-4T-C12 (4x2)	01/98 → 12/07	332 / 452					
A3-4T-C12 (4x2)	01/98 → 12/07	295 / 400					
A3-4T-C12 (4x2)	01/98 → 12/07	254 / 345					
A3-4T-ISMe (4x2)	01/98 → 12/07	283 / 385					
A3-4T-ISMe (4x2)	01/98 → 12/07	254 / 345					
A3-4T-ISMe (4x2)	01/98 → 12/07	309 / 420					
A3-6M-C12 (6x2)	01/98 → 12/07	254 / 345					
A3-6M-C12 (6x2)	01/98 → 12/07	295 / 400					
A3-6M-C12 (6x2)	01/98 → 12/07	332 / 452					
A3-6M-ISMe (6x2)	01/98 → 12/07	309 / 420					
A3-6M-ISMe (6x2)	01/98 → 12/07	254 / 345					
A3-6M-ISMe (6x2)	01/98 → 12/07	283 / 385					
A3-6R.M-C12 (6x4)	01/98 → 12/07	295 / 400					
A3-6R.M-C12 (6x4)	01/98 → 12/07	254 / 345					
A3-6R.T-3126E (6x4)	01/98 → 12/07	205 / 280					
A3-6R.T-3126E (6x4)	01/98 → 12/07	225 / 305					
A3-6R.T-C12 (6x4)	01/98 → 12/07	254 / 345					
A3-6R.T-C12 (6x4)	01/98 → 12/07	295 / 400					
A3-6R.T-ISMe (6x4)	01/98 → 12/07	283 / 385					
A3-6R.T-ISMe (6x4)	01/98 → 12/07	254 / 345					
A3-6R-3126E (6x4)	01/98 → 12/07	225 / 305					
A3-6R-3126E (6x4)	01/98 → 12/07	205 / 280					
A3-6R-C12 (6x4)	01/98 → 12/07	295 / 400					
A3-6R-C12 (6x4)	01/98 → 12/07	254 / 345					
A3-6R-ISMe (6x4)	01/98 → 12/07	254 / 345					
A3-6R-ISMe (6x4)	01/98 → 12/07	283 / 385					
A3-6T.T-C12 (6x4)	01/98 → 12/07	295 / 400					
A3-6T.T-C12 (6x4)	01/98 → 12/07	332 / 452					
A3-6T.T-ISMe (6x4)	01/98 → 12/07	254 / 345					
A3-6T.T-ISMe (6x4)	01/98 → 12/07	283 / 385					
A3-8R.M-C12 (8x4)	01/98 → 12/07	254 / 345					
A3-8R.M-C12 (8x4)	01/98 → 12/07	295 / 400					
A3-8R.T-C12 (8x4)	01/98 → 12/07	254 / 345					
A3-8R.T-C12 (8x4)	01/98 → 12/07	295 / 400					
A3-8R.T-ISMe (8x4)	01/98 → 12/07	254 / 345					
A3-8R.T-ISMe (8x4)	01/98 → 12/07	283 / 385					
A3-8R-C12 (8x4)	01/98 → 12/07	254 / 345					
A3-8R-C12 (8x4)	01/98 → 12/07	295 / 400					
A3-8R-ISMe (8x4)	01/98 → 12/07	254 / 345					
A3-8R-ISMe (8x4)	01/98 → 12/07	283 / 385					

Military Vehicle **01/75** →

Military vehicle 6x6 (Kirkstall-Axle) (6x6)	01/75 →	CS641S7119 19745	W 202.6 x iaL 157 x ø 394		CS641S7119 19745	W 202.6 x iaL 157 x ø 394	
---	---------	----------------------------	---------------------------	--	----------------------------	---------------------------	--

FORD**FORD****Cargo - Series** **01/81** → **12/87**

0608, 0609, 0611	01/81 → 12/86				GG1821831S7242 15837	W 76 x iaL 340 x ø 308	
0708	01/81 → 12/86				GG1861871S7121 17932	W 127.2 x iaL 344 x ø 330	
0709	01/81 → 12/86						
0710	01/81 → 12/86						
0711	01/81 → 12/86						
0712	01/81 → 12/86						
0713	01/81 → 12/86						
0808	01/81 → 12/86						
0809	01/81 → 12/86						
0811	01/81 → 12/86						
0907	01/81 →	GG771S7242 17134	W 108 x iaL 380 x ø 387	⊕ 20" Wheels	GG1571S7242 17557	W 108 x iaL 338 x ø 387	⊕ 20" Wheels
0908	01/81 →				GG1861871S7121 17932	W 127.2 x iaL 344 x ø 330	⊕ 17" Wheels
0910	01/81 →						
0911	01/81 →						
0912	01/81 →						
0914	01/81 →						
0915	01/81 →						
1010	01/81 →						
1011	01/81 →						
1012	01/81 →						
1013	01/81 →						
1117 C, P (V8)	01/81 →	GG831S242AFS 19072	W 152 x iaL 358 x ø 394		GG1401S7141 19351	W 152 x iaL 320 x ø 394	
2014	01/81 → 12/86	GG831S7115 19072	W 152 x iaL 358 x ø 394				
2114	01/81 → 12/86						
1311	01/81 → 12/86	GG831S242AFS 19072	W 152 x iaL 358 x ø 394				
1312	01/81 → 12/86						
1314	01/81 → 12/86	GG831S7115 19072	W 152 x iaL 358 x ø 394				
1317 C, P	01/81 → 12/86						



kW / hp

**FORD****FORD****Cargo - Series** **01/81→12/87**

1411	01/81→		GG921S7100 19111	W 178 x iaL 357,7 x ø 394	optional			
1413	01/81→							
1415	01/81→							
1417 C, P	01/81→		GG921S7115 19111	W 178 x iaL 357,7 x ø 394	optional			
1418 C	01/81→							
1512	01/81→							
1513	01/81→							
1514	01/81→							
1517 C, P	01/81→							
1614	01/81→12/87						GG1401S7141 19351	W 152 x iaL 320 x ø 394
1617 C, P	01/81→12/87		GG921S7100 19111	W 178 x iaL 357,7 x ø 394			GG1401S7141 19351	W 152 x iaL 320 x ø 394
1620	01/81→12/87		GG921S7115 19111	W 178 x iaL 357,7 x ø 394				
1620	01/87→		CW111S7141 19887	W 179 x iaL 196 x ø 394				
1624	01/87→							
1713	01/87→		CVP001 29302	[–] 175.2 x 77 x 21 Girling B-FRAME			CW111S7141 19887	W 179 x iaL 196 x ø 394
1714	01/87→							
1717	01/87→							
1720	01/87→		FK001					
1724	01/87→							
1728	01/87→		CVD501	ø 322 x 30 x 126				
1824	01/84→12/86		CW121S7141 19921	W 199 x iaL 195,7 x ø 394			CW121S7141 19921	W 199 x iaL 195,7 x ø 394
1924	01/84→12/86							
2824	01/84→12/86							
3220	01/84→12/86							
3824	01/84→							
3828	01/84→							
3828 C	01/84→							
2417 C, P	01/81→12/86		CW111S7141 19887	W 179 x iaL 196 x ø 394	⊕ Stopmaster-Brake		GG1401S7141 19351	W 152 x iaL 320 x ø 394
2517 C, P	01/81→12/86		GG921S7100 19111	W 178 x iaL 357,7 x ø 394				
2817 C, P	01/81→12/86		GG921S7115 19111	W 178 x iaL 357,7 x ø 394				
2424 C	01/87→		CW111S7141 19887	W 179 x iaL 196 x ø 394			CW111S7141 19887	W 179 x iaL 196 x ø 394
3224	01/84→							
3424	01/84→		CW111S7141 19887	W 179 x iaL 196 x ø 394			CW111S7141 19887	W 179 x iaL 196 x ø 394
			CW121S7141 19921	W 199 x iaL 195,7 x ø 394			CW121S7141 19921	W 199 x iaL 195,7 x ø 394
608	01/87→		CVP001 29302	[–] 175.2 x 77 x 21 Girling B-FRAME			CVP001 29302	[–] 175.2 x 77 x 21 Girling B-FRAME
609	01/87→							
611	01/87→							
708	01/87→		FK001				FK001	
709	01/87→							
711	01/87→		CVD501	ø 322 x 30 x 126			CVD501	ø 322 x 30 x 126
712	01/87→							
713	01/87→							
808	01/87→							
809	01/87→							
811	01/87→							
812	01/87→							
813	01/87→							
815	01/87→							

Cargo **05/81→01/96**

0609 (4x2)	01/82→01/96	63 / 86		CVP001 29302	[–] 175.2 x 77 x 21 Girling B-FRAME	03/87→		CVP001 29302	[–] 175.2 x 77 x 21 Girling B-FRAME	03/87→
0709 (4x2)	01/82→01/96	63 / 86								
0711 (4x2)	01/82→01/96	81 / 110		FK001				FK001		
0811 (4x2)	01/82→01/96	81 / 110								
0913 (4x2)	01/82→01/96	94 / 128		CVD501	ø 322 x 30 x 126			CVD501	ø 322 x 30 x 126	
0915 (4x2)	01/82→01/96	110 / 150								
1013 (4x2)	01/82→06/94	94 / 128								
1113 (4x2)	01/82→01/96	94 / 128								
1115 (4x2)	01/82→01/96	110 / 150								
1215 (4x2)	01/82→01/96	110 / 150								
0712, 0713 (4x2)	05/81→01/87	89-94 / 121-128		CVP001 29302	[–] 175.2 x 77 x 21 Girling B-FRAME			CVP001 29302	[–] 175.2 x 77 x 21 Girling B-FRAME	
				CVD501	ø 322 x 30 x 126			CVD501	ø 322 x 30 x 126	
0809 (4x2)	01/82→01/96	63 / 86		CVP001 29302	[–] 175.2 x 77 x 21 Girling B-FRAME	03/87→		CVP001 29302	[–] 175.2 x 77 x 21 Girling B-FRAME	03/87→
0809 K (4x2)	01/82→01/96	63 / 86								
				CVD501	ø 322 x 30 x 126			CVD501	ø 322 x 30 x 126	
0812, 0813 (4x2)	05/81→01/87	89-94 / 121-128						GG1861871S7121 17932	W 127.2 x iaL 344 x ø 330	
0812, 0813 (4x2)	05/81→01/87	89-94 / 121-128								

D - Series **01/72→12/81**

0807	01/78→12/80			GG1441S242AF 17555	W 102 x iaL 318 x ø 330			GG1861871S7121 17932	W 127.2 x iaL 344 x ø 330	
0810	01/78→12/80									
0907	01/78→12/80									
0910	01/78→12/80									
0911	01/78→12/80									
1010	01/78→12/80									
D 0607 (6,3 t)	01/72→12/81			GG1441S242AF 17555	W 102 x iaL 318 x ø 330			GG1841851S7121 17934	W 102 x iaL 289 x ø 308	



kW / hp

**FORD****FORD****D - Series** 01/72 → 12/81

D 0707, 710, 713 D 0807, 810, 813	01/72 → 12/81 01/72 → 12/78	GG1441S242AF 17555	W 102 x iaL 318 x ø 330				
D 1010, 1013	01/72 → 12/78	GG1571S7242 17557	W 108 x iaL 338 x ø 387		GG1571S7242 17557	W 108 x iaL 338 x ø 387	

H - Series 01/81 → 12/84

HA 3424 & HA 3428	01/81 → 12/84	GG1891S242AF 19820	W 200 x iaL 378 x ø 394				
-------------------	---------------	------------------------------	-------------------------	--	--	--	--

FRANCHIN**FRANCHIN****420,0x180,0 (BPW)**

					BC361S7340 19032	W 180 x iaL 203,7 x ø 420	
--	--	--	--	--	----------------------------	---------------------------	--

420,0x200,0 (BPW)

					BC371S7340 19094	W 200 x iaL 203,7 x ø 420	
--	--	--	--	--	----------------------------	---------------------------	--

FRUEHAUF**FRUEHAUF****311,0x190,5**

					RW9132S7340 19604	W 190,5 x iaL 126,6 x ø 311	
				L 10		ø 6,35 x L 15,9	80x

311,0x203,0 (Propar P 15 A-75)

					FU17181S7340 19608	W 203 x iaL 135 x ø 311	
--	--	--	--	--	------------------------------	-------------------------	--

314,0x127,0

					GG1391S7242 15788	W 127 x iaL 302 x ø 314	
--	--	--	--	--	-----------------------------	-------------------------	--

360,0x200,0

					BC1201211S7222 19718	W 200 x iaL 169,1 x ø 360	
--	--	--	--	--	--------------------------------	---------------------------	--

381,0x177,8

					CW412S7100 19384	W 177,8 x iaL 189 x ø 381	
					CW412S7141 19384	W 177,8 x iaL 189,1 x ø 381	

419,0x177,8

					RW561S7222 19036	W 177,8 x iaL 189,1 x ø 419	
					IL66673S7329 19037	W 177,8 x iaL 194,6 x ø 419	
				L 10		ø 6,35 x L 15,9	96x

419,0x177,8 (SMB C 2)

					FT11121S7329 19613	W 178 x iaL 188,9 x ø 419	
--	--	--	--	--	------------------------------	---------------------------	--

419,0x203,2

					RW121S7329 19365	W 203,2 x iaL 194,6 x ø 419	
					RW123S7329 19366	W 203,2 x iaL 189,1 x ø 419	
				L 10		ø 6,35 x L 15,9	96x

419,0x203,2 (SMB C 1)

					FT671S7329 19557	W 203 x iaL 194,5 x ø 419	
--	--	--	--	--	----------------------------	---------------------------	--

420,0x160,0

					BC351S7340 19200	W 160 x iaL 203,7 x ø 420	
--	--	--	--	--	----------------------------	---------------------------	--

420,0x180,0

					BC361S7340 19032	W 180 x iaL 203,7 x ø 420	
--	--	--	--	--	----------------------------	---------------------------	--

420,0x200,0

					BC371S7340 19094	W 200 x iaL 203,7 x ø 420	
--	--	--	--	--	----------------------------	---------------------------	--

Knorr SB 7000

					WIK533	L 365	2x
					CVD580	ø 430 x 45 x 155	



kW / hp

**GORICA****GORICA**

360,0x200,0 (Jumbo)

 BC1001011S7340
19902

W 200 x iaL 159,3 x ø 360

420,0x180,0

 BC361S7340
19032

W 180 x iaL 203,7 x ø 420

GRANNING LYNX**GRANNING LYNX**

Knorr

 CVP035K
29183173.6 x 84 x 34
Knorr SB 5000

CVD558

ø 330 x 34 x 129

WIK532

L 405 / 350

ABS CVD643

ø 377 x 45 x 139

 CVP020K
29202[o] 247.7 x 109.7 x 30
Knorr SB 7000

WIK533

L 365

CVD552

ø 430 x 45 x 132

HALDEX**HALDEX**

DB 19

 CVP102K
29181[o] 210.3 x 92 x 30
HalDEX DB 19

DB 20

CVD555

ø 430 x 45 x 159

ABS CVD700

ø 430 x 45 x 160

DB 22

 CVP089K
29143[o] 247.6 x 105 x 30
HalDEX DB 22

WIK529

HEULIEZ**HEULIEZ**

Acess-bus 01/96 → 12/05

GX 317 (4x2)

01/96 → 12/05

180 / 245

 CVP013K
29030[o] 249.6 x 118.4 x 28.2
Meritor D-3

WIK507

L 365

2x



kW / hp



IKARUS

IKARUS







200 - Series 01/76 →

200	01/76→12/83		8 x 18	ø 8 x L 18	48x		8 x 18	ø 8 x L 18	72x ⊖ auxiliary axle 48x auxiliary axle
260	01/76→12/83								
280	01/84→								
288	01/76→12/83								









IRISBUS

IRISBUS

















ACCESS BUS 127 03/06 →

GX 127 (4x2)	03/06→	160 / 218		CVP023K 29090	[o] 249.6 x 114.2 x 28.2 Meritor D-LISA		CVP088K 29131	[o] 249.6 x 118.2 x 30.2 Meritor D-ELSA 2	
GX 127, GX 127 L (4x2)	03/06→12/13	195 / 264		FK023			FK088		
GX 127 L (4x2)	03/06→	160 / 218					FK113		









AGORA 01/03 →

Agora L (6x2)	01/03→	180 / 245		CVP088K 29131	[o] 249.6 x 118.2 x 30.2 Meritor D-ELSA 2		CVP088K 29131	[o] 249.6 x 118.2 x 30.2 Meritor D-ELSA 2	
Agora L (6x2)	01/03→12/05	213 / 290		WIK511	L 340		WIK511	L 340	
Agora S (4x2)	01/03→	180 / 245		FK088			FK088		
Agora S (4x2)	01/03→12/05	213 / 290		FK113			FK113		














ARWAY 01/05 → 12/13

10.6M, 12M, 12.8M (4x2)	06/06→	243 / 330		CVP088K 29131	[o] 249.6 x 118.2 x 30.2 Meritor D-ELSA 2		CVP088K 29131	[o] 249.6 x 118.2 x 30.2 Meritor D-ELSA 2	
10.6M, 12M, 12.8M (4x2)	06/06→	280 / 380		WIK518	L 342		WIK518	L 342	
				FK088			FK088		
				FK113			FK113		
15M (6x2)	01/05→12/13	280 / 380		CVP088K 29131	[o] 249.6 x 118.2 x 30.2 Meritor D-ELSA 2		CVP088K 29131	[o] 249.6 x 118.2 x 30.2 Meritor D-ELSA 2	
15M (6x2)	01/05→12/13	331 / 450		WIK511	L 340		WIK511	L 340	
				FK088			FK088		
				FK113			FK113		












AXER 03/05 → 01/07

12.8m (4x2)	03/05→01/07	259 / 352		CVP088K 29131	[o] 249.6 x 118.2 x 30.2 Meritor D-ELSA 2		CVP088K 29131	[o] 249.6 x 118.2 x 30.2 Meritor D-ELSA 2	
12m, 12.8m (4x2)	03/05→01/07	228 / 310		WIK518	L 342		WIK518	L 342	
				FK088			FK088		
				FK113			FK113		













CITELIS 07/05 →

10.5, 12, Line (4x2)	09/05→	213 / 290		CVP023K 29090	[o] 249.6 x 114.2 x 28.2 Meritor D-LISA		CVP088K 29131	[o] 249.6 x 118.2 x 30.2 Meritor D-ELSA 2	
10.5, 12, LINE (4x2)	09/05→	180 / 245		FK023			FK088		
10.5 CNG, 12 CNG (4x2)	07/05→12/13	213 / 290					FK113		
10.5 CNG, 12 CNG (4x2)	07/05→12/13	180 / 245							
18 (6x2)	09/05→	279 / 379							
18 (6x2)	09/05→	213 / 290							
18 CNG (6x2)	07/05→12/13	243 / 330							
18 CNG (6x2)	09/05→	228 / 310							
18 CNG (6x2)	09/05→	200 / 272							
18 CNG (6x2)	05/07→12/13	213 / 290							

CREALIS 04/98 →

12, 12 NEO (4x2)	01/09→	213 / 290		CVP023K 29090	[o] 249.6 x 114.2 x 28.2 Meritor D-LISA		CVP088K 29131	[o] 249.6 x 118.2 x 30.2 Meritor D-ELSA 2	
12, 12 NEO (4x2)	01/09→	180 / 245		FK023			FK088		
12 CNG, 12 NEO CNG (4x2)		213 / 290					FK113		
12 CNG, 12 NEO CNG (4x2)	10/01→12/03	180 / 245							
18, 18 NEO (6x2)	04/98→12/03	280 / 380							
18, 18 NEO (6x2)	01/09→	213 / 290							
18 CNG, 18 NEO CNG (6x2)		213 / 290							
18 CNG, 18 NEO CNG (6x2)		243 / 330							

CROSSWAY 06/06 →

10.6m, 12m, 12.8m (4x2)	06/06→	220 / 300		CVP088K 29131	[o] 249.6 x 118.2 x 30.2 Meritor D-ELSA 2		CVP088K 29131	[o] 249.6 x 118.2 x 30.2 Meritor D-ELSA 2	
10.6m, 12m, 12.8m (4x2)	06/06→	194 / 264		WIK518	L 342		WIK518	L 342	
				FK088			FK088		
				FK113			FK113		
10.6m, 12m, 12.8m (4x2)	06/06→	243 / 330		CVP088K 29131	[o] 249.6 x 118.2 x 30.2 Meritor D-ELSA 2		CVP088K 29131	[o] 249.6 x 118.2 x 30.2 Meritor D-ELSA 2	
12m, 12.8m (4x2)	06/06→	194 / 264		WIK511	L 340		WIK511	L 340	

I - M



kW / hp

**IRISBUS****IRISBUS****CROSSWAY** **06/06** →10.6m, 12m, 12.8m (4x2) 06/06→ 243 / 330
12m, 12.8m (4x2) 06/06→ 194 / 264

FK088



FK113

FK088

FK113

DAILY TOURYS **11/06** →16, 19 (4x2) 11/06→ 130 / 176
16, 19 (4x2) 11/06→ 107 / 146CVP025
29122[o] 175 x 85.5 x 22
Brembo PF 2.60

FK025



WIK541

L 290

DOMINO **10/03** →2001 (4x2) 10/03→ 254 / 345
HD (4x2) 06/06→ 280 / 380
HD, HDH (4x2) 06/06→ 330 / 450CVP088K
29131[o] 249.6 x 118.2 x 30.2
Meritor D-ELSA 2

FK088



FK113

CVP088K
29131[o] 249.6 x 118.2 x 30.2
Meritor D-ELSA 2

FK088



FK113

EURORIDER **01/92** →

EURORIDER 01/92→

CVP098
29186

[+] 179.8 x 106 x 20



CVD609

ø 417 x 28 x 67

CVP020KPSV
29087[o] 247.7 x 109.7 x 30
Knorr SB 7000

01/06→

EVADYS **10/03** →H 12m, 12.8m (4x2) 10/03→ 280 / 381
HD 12m (4x2) 10/03→ 280 / 381
HD 12m (4x2) 10/03→ 330 / 450CVP088K
29131[o] 249.6 x 118.2 x 30.2
Meritor D-ELSA 2

WIK518

L 342



FK088



FK113

CVP088K
29131[o] 249.6 x 118.2 x 30.2
Meritor D-ELSA 2

WIK518

L 342



FK088



FK113

MAGELYS **08/08** → **12/13**HD (4x2) 08/08→12/13 280 / 381
HD (4x2) 08/08→12/13 330 / 450CVP088K
29131[o] 249.6 x 118.2 x 30.2
Meritor D-ELSA 2

FK088



FK113

CVP088K
29131[o] 249.6 x 118.2 x 30.2
Meritor D-ELSA 2

FK088



FK113

PROWAY **01/09** →

Short, Long (4x2) 01/09→ 160 / 217

CVP088K
29131[o] 249.6 x 118.2 x 30.2
Meritor D-ELSA 2

WIK511

L 340



FK088



FK113

CVP088K
29131[o] 249.6 x 118.2 x 30.2
Meritor D-ELSA 2

WIK511

L 340



FK088



FK113

RECREO **10/03** → **01/07**

12m, 12.8m (4x2) 10/03→01/07 228 / 310

CVP088K
29131[o] 249.6 x 118.2 x 30.2
Meritor D-ELSA 2

WIK518

L 342



FK088



FK113

CVP088K
29131[o] 249.6 x 118.2 x 30.2
Meritor D-ELSA 2

WIK518

L 342



FK088



FK113

IRIZAR**IRIZAR****Century** **01/01** →

K1141B, K1241B(Scania) 01/01→

CVP020KPSV
29087[o] 247.7 x 109.7 x 30
Knorr SB 7000CVP020KPSV
29087[o] 247.7 x 109.7 x 30
Knorr SB 7000**PB** **01/02** →

K114EB, K124EB(Scania) 01/02→

CVP020KPSV
29087[o] 247.7 x 109.7 x 30
Knorr SB 7000CVP020KPSV
29087[o] 247.7 x 109.7 x 30
Knorr SB 7000**PB** **10/09** →PB 12, PB 13 (4x2) 10/09→ 375 / 510
PB 12, PB 13 (4x2) 10/09→ 340 / 462
PB 12, PB 13 (4x2) 10/09→ 300 / 408
PB 14, PB 14.6, PB 16 (6x2) 10/09→ 300 / 408
PB 14, PB 14.6, PB 16 (6x2) 10/09→ 340 / 462
PB 14, PB 14.6, PB 16 (6x2) 10/09→ 375 / 510CVP020KPSV
29087[o] 247.7 x 109.7 x 30
Knorr SB 7000CVP020KPSV
29087[o] 247.7 x 109.7 x 30
Knorr SB 7000**IVECO****IVECO****50-90 (OM)** **01/79** →79 OM 10 01/79→
79 OM 13 01/79→SY202261S7141
17088

W 120 x iaL 288,0 x ø 325



6 x 12

ø 6 x L 12

52x

SY202261S7141
17088

W 120 x iaL 288,0 x ø 325



6 x 12

ø 6 x L 12

52x



kW / hp

**IVECO****IVECO****79-109** **01/73** →

100EC - 100NC 100 F13	01/73 → 01/73 →					FI861S7141 17481		W 125 x iaL 421,6 x ø 420
--------------------------	--------------------	--	--	--	--	----------------------------	--	---------------------------

90 (Magirus) **01/80** →

90 M 7,9	01/80 →		SY202261S7141 17088		W 120 x iaL 288,0 x ø 325		SY202261S7141 17088		W 120 x iaL 288,0 x ø 325
			6 x 12		ø 6 x L 12		6 x 12		ø 6 x L 12
					52x				52x

110-165 **01/74** →

160 NG, NT	01/74 →					FI951A7141 15500		W 90 x iaL 400 x ø 420
------------	---------	--	--	--	--	----------------------------	--	------------------------

159-300 (OM) **01/74** →

190 OM 26T 190 OM 35T OM 170.26 T26 OM 170.33 T33E OM 170 N, NC, NT OM 190.26, T OM 190.33, T OM 160, T, R/V OM 300 P, T	01/75 → 01/75 → 01/75 → 01/75 → 01/75 → 01/75 → 01/75 → 01/74 → 01/74 →					FI1061S7141 19694		W 180 x iaL 197 x ø 420
						FI951A7141 15500		W 90 x iaL 400 x ø 420

170-190 **01/74** → **12/77**

170 F20, 26, 26T 170 F35, 35T 170 NC26, NT26 170 NC33, NT33, E 170 NC35, NT35 170 OM35, 35T 170 OMNC20, NT26 170 ZF 180 NC, NT, NT/S	01/75 → 01/75 → 01/75 → 01/75 → 01/75 → 01/75 → 01/75 → 01/75 → 01/74 →12/77		FI1051S7141 17869		W 140 x iaL 197 x ø 420	→12/75		FI1061S7141 19694		W 180 x iaL 197 x ø 420
								FI951A7141 15500		W 90 x iaL 400 x ø 420
								FI1061S7141 19694		W 180 x iaL 197 x ø 420

370-Series **01/75** → **12/78**

370.12.26	01/75 →12/78					FI1061S7141 19694		W 180 x iaL 197 x ø 420
-----------	--------------	--	--	--	--	-----------------------------	--	-------------------------

370 - Series **01/83** →

370.25 370.30 370.35	01/84 → 01/84 → 01/84 →	224 / 304		CVP010 29075	[+] 179.5 x 106 x 20		PB3512S7141 19824		W 220 x iaL 207,2 x ø 410
370 - 10.24 Turbo 370 - 10.25 370 - 12.25 370 - 12.25 D 370 - 12.30 HD Turbo 370 - 12.30 Turbo 370 - 12.35 370 - 12.35 HD 370 - 12.36 HD 370 - 12.L.25	01/83 → 01/83 → 01/83 → 01/83 → 01/83 → 01/83 → 01/83 → 01/83 → 01/83 → 01/83 →			FI1152S7141 19786	W 200 x iaL 207,2 x ø 410		PB3512S7141 19824		W 220 x iaL 207,2 x ø 410

380 - Series **01/92** →

380.10.29 380.10.35 380.12.35 380.12.38 HD Euro rider (Chassis)	01/92 → 01/92 → 01/92 → 01/92 → 01/92 →			CVP010 29075	[+] 179.5 x 106 x 20		PB3512S7141 19824		W 220 x iaL 207,2 x ø 410
				CVD609	ø 417 x 28 x 67				

399 - Series **01/98** →

399.12.35 My Way (4x2)	01/98 →	259 / 352		CVP098 29186	[+] 179.8 x 106 x 20				
------------------------	---------	-----------	--	------------------------	----------------------	--	--	--	--

400 - Series **01/84** → **12/88**

471 - 10.20 471 - 12.20	01/84 →12/88 01/84 →12/88					FI1152S7141 19786		W 200 x iaL 207,2 x ø 410
----------------------------	------------------------------	--	--	--	--	-----------------------------	--	---------------------------

480 / 490 / 580 - Series **01/86** →

480.21 Turbo 490.12 Turbo 490.22 Turbo-U 580.21 Turbocity-S	01/86 → 01/86 → 01/86 → 01/86 →					FI1152S7141 19786		W 200 x iaL 207,2 x ø 410
--	--	--	--	--	--	-----------------------------	--	---------------------------

Cityclass **01/92** →

Cityclass 491	01/92 →			CVP010 29075	[+] 179.5 x 106 x 20				
				CVD609	ø 417 x 28 x 67				

City Class **01/97** →

491.22; 491.27; 591.22; 591.27 (4x2)	01/97 →	200 / 272		CVP010 29075	[+] 179.5 x 106 x 20				
				CVD609	ø 417 x 28 x 67				

EuroCargo **01/91** →

100 E 15, 100 E 15 P (4x2) 100 E 15 K (4x2) 100 E 18, 100 E 18 P (4x2) 100 E 18 K (4x2) 100 E 21, 100 E 21 P (4x2)	01/91 → 01/91 → 01/91 → 01/91 → 01/91 →	105 / 143 105 / 143 130 / 177 130 / 177 152 / 207		CVP019 29067	[o] 176 x 78 x 22 Meritor		CVP019 29067	[o] 176 x 78 x 22 Meritor
				WIK509	L 495		WIK509	L 495
					2x			2x

I - M






































































kW / hp



IVECO

IVECO

EuroCargo  01/91 →

60 E 14 K tector (4x2)	09/06 →	103 / 140	 CVP025 29122	[o] 175 x 85.5 x 22 Brembo PF 2.60		 CVP025 29122	[o] 175 x 85.5 x 22 Brembo PF 2.60	
60 E 14 tector, 60 E 14 P tector (4x2)	09/06 →	103 / 140	 WIK540	L 200		 WIK540	L 200	
60 E 15 K tector (4x2)	09/00 →	110 / 149	 FK025			 FK025		
60 E 15 tector, 60 E 15 P tector (4x2)	09/00 →	110 / 149	 CVD570	ø 304 x 30 x 128		 CVD570	ø 304 x 30 x 128	
60 E 16 K tector (4x2)	09/06 →	118 / 160						
60 E 16 tector, 60 E 16 P tector (4x2)	09/06 →	118 / 160						
65 E 13 K tector (4x2)	09/00 →	95 / 130						
65 E 14 K tector (4x2)	09/06 →	103 / 140						
65 E 16 K tector (4x2)	09/06 →	118 / 160						
75 E 13 K tector (4x2)	09/00 →	95 / 130						
80 EL 17 tector, 80 EL 17 P tector (4x2)	09/00 →	125 / 170						
100 E 18 tector, 100 E 18 P tector, 100 E 18 FP tector (4x2)	09/06 →	130 / 177	 CVP019 29067	[o] 176 x 78 x 22 Meritor		 CVP019 29067	[o] 176 x 78 x 22 Meritor	
			 WIK540	L 200		 WIK540	L 200	
			 FK025			 FK025		
			 CVD524	ø 322 x 30 x 134		 CVD524	ø 322 x 30 x 134	
100 E 22 K tector (4x2)	09/06 →	160 / 218	 CVP025 29122	[o] 175 x 85.5 x 22 Brembo PF 2.60		 CVP025 29122	[o] 175 x 85.5 x 22 Brembo PF 2.60	
120 E 20 CNG, 120 E 20 P CNG (4x2)	09/06 →	147 / 200	 WIK540	L 200		 WIK540	L 200	
65 E 15 K tector (4x2)	09/00 →	110 / 149	 FK025			 FK025		
65 E 15 tector, 65 E 15 P tector (4x2)	09/00 →	110 / 149	 CVD570	ø 304 x 30 x 128		 CVD570	ø 304 x 30 x 128	
75 E 13 tector, 75 E 13 P tector (4x2)	09/00 →	95 / 130						
75 E 15 K tector (4x2)	09/00 →	110 / 149						
75 E 15 tector, 75 E 15 P tector (4x2)	09/00 →	110 / 149						
75 E 17, 75 E 17 P, 75 E 18 tector (4x2)	09/00 →	125-130 / 170-177				 CVD678	ø 304 x 30 x 128.5	
75 E 17 K, 75 E 18 K tector (4x2)	09/00 →	125-130 / 170-177				 CVD703	ø 330 x 32 x 130	
80 E 22 tector, 80 E 22 P tector, 80 E 22FP tector (4x2)	09/06 →	160 / 218						
100 E 22 tector, 100 E 22 P tector, 100 E 22 FP tector (4x2)	09/06 →	160 / 218	 CVP025 29122	[o] 175 x 85.5 x 22 Brembo PF 2.60		 CVP025 29122	[o] 175 x 85.5 x 22 Brembo PF 2.60	
100 E 22 W tector, 100 E 22 WS tector (4x4)	09/06 →	160 / 218	 WIK540	L 200		 WIK540	L 200	
65 E 14 tector, 65 E 14 P tector (4x2)	09/06 →	103 / 140	 FK025			 FK025		
65 E 16 tector, 65 E 16 P tector (4x2)	09/06 →	118 / 160	 CVD570	ø 304 x 30 x 128		 CVD570	ø 304 x 30 x 128	
90 E 22 K tector (4x2)	09/06 →	160 / 218	 CVD702	ø 330 x 32 x 130				
110 E 18 tector, 110 E 18 P tector, 110 EL 18 P tector (4x2)	09/06 →	134 / 182	 CVP025 29122	[o] 175 x 85.5 x 22 Brembo PF 2.60		 CVP025 29122	[o] 175 x 85.5 x 22 Brembo PF 2.60	
			 WIK540	L 200		 WIK540	L 200	
			 FK025			 FK025		
120 E 15 (4x2)	01/91 →	105 / 143	 CVP014 29032	[o] 205.7 x 110 x 25 Bendix		 PB221S7115 19503	 W 170 x iaL 314,4 x ø 360	
120 E 15 K (4x2)	01/92 →	105 / 143	 WIK505	L 300	2x → 2089504	 PB221S7121 19503	W 170 x iaL 314,4 x ø 360	
120 E 18, 120 E 18 P, 120 E 18 H (4x2)	01/92 →	130 / 177	 WIK506	L 150	2x 2089505 →	 8 x 16	ø 8 x L 16	72x
120 E 18 K (4x2)	01/92 →	130 / 177	 FK014					
120 E 21 H (4x2)	01/92 →	152 / 207						
120 E 23, 120 E 23 P, 120 E 23 FP, 120 E 23 H (4x2)	01/92 →	167 / 227						
135 E 18 W (4x4)	01/97 →	130 / 177						
135 E 18 WR (4x4)	01/93 → 12/96	130 / 177						
135 E 21 W (4x4)	01/91 →	152 / 207	 PB221S7115 19503	 W 170 x iaL 314,4 x ø 360	optional			
135 E 23 W (4x4)	01/97 →	167 / 227	 PB221S7121 19503	W 170 x iaL 314,4 x ø 360	optional			
135 E 23 WR (4x4)	01/93 → 12/96	167 / 227						
260 E 23 T (4x2)	01/92 →	167 / 227	 8 x 16	ø 8 x L 16	72x			
			 CVD517	ø 370 x 45 x 150				
120 E 18 tector, 120 E 18 D tector, 120 E 18 DP tector (4x2)	09/00 →	134 / 181	 CVP025 29122	[o] 175 x 85.5 x 22 Brembo PF 2.60		 CVP025 29122	[o] 175 x 85.5 x 22 Brembo PF 2.60	
			 WIK540	L 200		 WIK540	L 200	
			 FK025			 FK025		
			 CVD570	ø 304 x 30 x 128		 CVD570	ø 304 x 30 x 128	
			 CVD673	ø 300 x 30 x 59				
120 EL 17, 120 EL 17 P tector, 120 E 18, 120 EL 18 tector (4x2)	09/00 →	125-134 / 170-182	 CVP032K 29285	[o] 175.5 x 85.6 x 26 Wabco PAN 17		 CVP032K 29285	[o] 175.5 x 85.6 x 26 Wabco PAN 17	
120 EL 21, 120 EL 21 P tector, 120 E 22, 120 EL 22 tector (4x2)	09/00 →	154-160 / 209-217	 WIK520	L 298 / 240		 WIK520	L 298 / 240	

I - M










































kW / hp



IVECO

IVECO

EuroCargo  01/91 →

120 EL 17, 120 EL 17 P tector, 120 E 18, 120 EL 18 tector (4x2)	09/00→	125-134 / 170-182	 CVD623	ø 330 x 34 x 141		 CVD623	ø 330 x 34 x 141	
120 EL 21, 120 EL 21 P tector, 120 E 22, 120 EL 22 tector (4x2)	09/00→	154-160 / 209-217						
130 E 15 (4x2)	01/94→	105 / 143	 CVP014	[o] 205.7 x 110 x 25		 PB221S7115	W 170 x iaL 314,4 x ø 360	
130 E 15 K (4x2)	01/94→	105 / 143	29032	Bendix		 PB221S7121	W 170 x iaL 314,4 x ø 360	
130 E 18 (4x2)	01/92→	130 / 177	 WIK505	L 300	2x →2089504	 8 x 16	ø 8 x L 16	72x
130 E 18 K (4x2)	01/92→	130 / 177	 WIK506	L 150	2x 2089505→			
130 E 23 (4x2)	01/92→	167 / 227	 FK014					
			 PB221S7115	W 170 x iaL 314,4 x ø 360	optional			
			 PB221S7121	W 170 x iaL 314,4 x ø 360	optional			
			 8 x 16	ø 8 x L 16	72x			
			 CVD517	ø 370 x 45 x 150				
			 CVD673	ø 300 x 30 x 59				
130 E 18 D tector, 130 E 18 DP tector (4x2)	09/06→	134 / 182	 CVP036K	[o] 210.7 x 92.5 x 30		 CVP036K	[o] 210.7 x 92.5 x 30	
130 E 21 K tector (4x2)	09/00→	154 / 209	29095	Knorr SB 6000		 WIK514	L 282	
130 E 21 tector, 130 E21 P tector, 130 E 21 FP tector (4x2)	09/00→	154 / 209	 WIK514	L 282		 CVD620	ø 377 x 45 x 151	⊕ rim 8 hole
130 E 25 DK tector (4x2)	09/06→	185 / 252	 CVD620	ø 377 x 45 x 151	⊕ rim 8 hole	 CVD620	ø 377 x 45 x 151	⊕ rim 8 hole
130 E 25 D tector, 130 E 25 DP tector (4x2)	09/06→	185 / 252	 CVD660	ø 377 x 45 x 106	⊕ rim 14 hole			
			 CVD673	ø 300 x 30 x 59				
130 E 18 K tector, 130 E 18 DK tector (4x2)	09/00→	134 / 181	 CVP036K	[o] 210.7 x 92.5 x 30		 CVP036K	[o] 210.7 x 92.5 x 30	
130 E 18 tector, 130 E 18 D tector, 130 E 18 DP tector (4x2)	09/00→	134 / 181	29095	Knorr SB 6000		 WIK514	L 282	
130 E 24 K tector, 130 E 24 DK tector (4x2)	09/00→	176 / 240	 WIK514	L 282		 CVD620	ø 377 x 45 x 151	⊕ rim 8 hole
130 E 24 tector, 130 E 24 D tector, 130 E 24 DP tector (4x2)	09/00→	176 / 240	 CVD620	ø 377 x 45 x 151	⊕ rim 8 hole	 CVD660	ø 377 x 45 x 151	⊕ rim 8 hole
130 E 28 K tector (4x2)	09/00→	202 / 275	 CVD660	ø 377 x 45 x 106	⊕ rim 14 hole	 CVD661	ø 377 x 45 x 151	
130 E 28 tector (4x2)	09/00→	202 / 275	 CVD673	ø 300 x 30 x 59				
140 E 18, 140 E 18 P, 140 E 18 FP (4x2)	05/05→	134 / 181	 CVP036K	[o] 210.7 x 92.5 x 30		 CVP036K	[o] 210.7 x 92.5 x 30	
140 E 18 K (4x2)	05/05→	134 / 181	29095	Knorr SB 6000		 CVD621	ø 377 x 45 x 151	⊕ rim 8 hole
140 E 18 K tector, 140 E 18 DK tector (4x2)	09/06→	134 / 182	 CVD621	ø 377 x 45 x 151	⊕ rim 8 hole	 CVD660	ø 377 x 45 x 106	⊕ rim 14 hole
140 E 18 tector, 140 E 18 P tector, 140 E 18 DP tector (4x2)	09/06→	134 / 182	 CVD660	ø 377 x 45 x 106	⊕ rim 14 hole			
140 E 21 K (4x2)	05/05→	154 / 209						
140 E 21 tector, 140 E 21 P, 140 E 21 FP (4x2)	03/05→	154 / 209						
140 E 22 K tector (4x2)	09/06→	160 / 218						
140 E 22 tector, 140 E 22 P tector, 140 E 22 DP tector (4x2)	09/06→	160 / 218						
140 E 24 K tector (4x2)	09/00→	176 / 240						
140 E 24 tector, 14 E 24 P tector, 140 E 24 FP tector (4x2)	09/00→	176 / 240						
140 E 25 K tector, 140 E 25 DK tector (4x2)	09/06→	185 / 251						
140 E 25 W tector, 140 E 25 WS tector (4x4)	09/06→	185 / 251						
140 E 28 K tector (4x2)	09/06→	202-205 / 275-279						
140 E 28 tector, 140 E 28 P tector, 140 E 28 DP tector (4x2)	09/06→	202-205 / 275-279						
140 E 28 W tector, 140 E 28 WS tector (4x4)	09/06→	205 / 279						
140 E D 25 tector, 140 E 25 P tector, 140 E 25 DP tector (4x2)	09/06→	185 / 251						
150 E 18 K tector (4x2)	09/06→	134 / 182						
150 E 18 tector, 150 E 18 P tector, 150 E 18 DP tector (4x2)	09/06→	134 / 182						
150 E 21 K tector (4x2)	09/00→	154 / 209						
150 E 21 tector, 150 E 21 P tector, 150 E 21 DP tector (4x2)	09/00→	154 / 209						
150 E 22 K tector (4x2)	09/06→	160 / 217						
150 E 22 tector, 150 E 22 P tector, 150 E 22 DP tector (4x2)	09/06→	160 / 217						
150 E 25 WS tector (4x4)	09/06→	185 / 252						
150 E 28 WS tector (4x4)	09/06→	205 / 279						

I - M





kW / hp

**IVECO****IVECO****EuroCargo** **01/91** →

150 E 28 W tector (4x4)	09/06 →	202.205 / 275-279	CVP036K 29095	[o] 210.7 x 92.5 x 30 Knorr SB 6000		CVP036K 29095	[o] 210.7 x 92.5 x 30 Knorr SB 6000	
			CVD621	ø 377 x 45 x 151	⊕ rim 8 hole	CVD621	ø 377 x 45 x 151	⊕ rim 8 hole
			CVD660	ø 377 x 45 x 106	⊕ rim 14 hole			
140 E 18 W tector (4x4)	09/00 →	134 / 181	CVP036K 29095	[o] 210.7 x 92.5 x 30 Knorr SB 6000		CVP036K 29095	[o] 210.7 x 92.5 x 30 Knorr SB 6000	
140 E 24 W tector, 140 E 24 WS tector (4x4)	09/00 →	176 / 240						
150 E 18 K tector (4x2)	09/00 →	134 / 181	WIK514	L 282		WIK514	L 282	
150 E 18 tector (4x2)	09/00 →	134 / 181						
150 E 24 K tector (4x2)	09/00 →	176 / 240	CVD621	ø 377 x 45 x 151	⊕ rim 8 hole	CVD621	ø 377 x 45 x 151	⊕ rim 8 hole
150 E 24 tector, 150 E 25 tector (4x2)	09/00 →	176-185 / 240-252	CVD660	ø 377 x 45 x 106	⊕ rim 14 hole			
150 E 25 K tector (4x2)	09/06 →	185 / 252						
150 E 25 W tector (4x4)	09/06 →	185 / 252						
150 E 28 K tector (4x2)	09/00 →	202.205 / 275-279						
150 E 28 tector (4x2)	09/00 →	202.205 / 275-279						
150 E 30 K tector (4x2)	09/06 →	220 / 299						
150 E 30 tector, 150 E 30 P tector, 150 E 30 FP tector (4x2)	09/06 →	220 / 299						
160 E 21 tector, 160 E 21 P tector (4x2)	09/00 →	154 / 209						
160 E 22 K tector (4x2)	09/06 →	160 / 218						
160 E 22 tector, 160 E 22 P tector (4x2)	09/06 →	160 / 218						
160 E 24 tector, 160 E 24 P tector (4x2)	09/00 →	176-177 / 239-240						
160 E 25 K tector (4x2)	09/06 →	185 / 252						
160 E 25 tector, 160 E 25 P tector (4x2)	09/06 →	185 / 252						
160 E 28 K tector (4x2)	09/06 →	205 / 279						
160 E 28 tector, 160 E 28 P tector (4x2)	09/00 →	202.205 / 275-279						
160 E 30 K tector (4x2)	09/06 →	220 / 299						
160 E 30 tector, 160 E 30 P tector (4x2)	09/06 →	220 / 299						
150 E 15 (4x2)	01/92 → 12/96	105 / 143	CVP014 29032	[o] 205.7 x 110 x 25 Bendix		PB221S7115 19503	W 170 x iaL 314,4 x ø 360	
150 E 15 K (4x2)	01/92 → 12/96	105 / 143				PB221S7121 19503	W 170 x iaL 314,4 x ø 360	
150 E 18, 150 E 18 P (4x2)	01/92 →	130 / 177	WIK505	L 300	2x → 2089504			
150 E 18 K (4x2)	01/92 →	130 / 177						
150 E 23, 150 E 23 P, 150 E 23 FP (4x2)	01/92 →	167 / 227	WIK506	L 150	2x 2089505 →	8 x 16	ø 8 x L 16	72x
150 E 27, 150 E 27 P, 150 E27FP, 150 E 27 R (4x2)	01/92 →	196 / 267	FK014					
260 E 23 (6x2)	01/92 →	167 / 227						
280 E 23, 280 E 23 P (6x2)	01/09 →	167 / 227						
280 E 23 T (4x2)	01/92 →	167 / 227	PB221S7115 19503	W 170 x iaL 314,4 x ø 360	optional			
320 E 27, 320 E 27 P (6x2)	01/92 →	196 / 267	PB221S7121 19503	W 170 x iaL 314,4 x ø 360	optional			
320 E 27 T (4x2)	01/92 →	196 / 267	8 x 16	ø 8 x L 16	72x			
			CVD516	ø 370 x 45 x 181				
160 E 18 K tector (4x2)	09/06 →	134 / 182	CVP036K 29095	[o] 210.7 x 92.5 x 30 Knorr SB 6000		CVP036K 29095	[o] 210.7 x 92.5 x 30 Knorr SB 6000	
160 E 18 tector, 160 E 18 P tector (4x2)	09/06 →	134 / 182	WIK514	L 282		WIK514	L 282	
			CVD660	ø 377 x 45 x 106				
170 E 15 (4x2)	12/91 → 07/00	105 / 143	CVP015 29011	[o] 240.4 x 125 x 25 Bendix		CW412S7100 19384	W 177.8 x iaL 189 x ø 381	
170 E 18, 180 E 18 (4x2)	01/94 →	130 / 177				CW412S7141 19384	W 177.8 x iaL 189,1 x ø 381	
170 E 18 K, 180 E 18 K (4x2)	01/94 →	130 / 177	WIK505	L 300	2x → 4147482 u. C002363			
170 E 23, 180 E 23 (4x2)	01/94 →	167 / 227						
170 E 23 K, 180 E 23 K (4x2)	01/94 →	167 / 227	WIK506	L 150	2x 4147483 u. C002364 →			
170 E 27, 180 E 27 (4x2)	01/94 →	196 / 267						
260 E 23 KE (6x4)	01/92 →	167 / 227	FK014					
			CW412S7100 19384	W 177.8 x iaL 189 x ø 381	optional			
			CW412S7141 19384	W 177.8 x iaL 189,1 x ø 381	optional			
			CVD519	ø 430 x 50 x 101				
180 E 21 K tector (4x2)	09/00 →	154 / 209	CVP020K 29202	[o] 247.7 x 109.7 x 30 Knorr SB 7000		CVP020K 29202	[o] 247.7 x 109.7 x 30 Knorr SB 7000	
180 E 21 tector (4x2)	09/00 →	154 / 209						
180 E 22 tector, 180 E 22 P tector (4x2)	09/06 →	160 / 218	WIK514	L 282		WIK514	L 282	
180 E 24, 180 E 25 tector (4x2)	09/00 →	176-185 / 240-251	CVD622	ø 432 x 45 x 138.5		CVD622	ø 432 x 45 x 138.5	
180 E 24 K tector (4x2)	09/00 →	176 / 240						
180 E 25 K tector (4x2)	09/06 →	185 / 252						
180 E 28 K tector (4x2)	09/00 →	202.205 / 275-279						
180 E 28 tector, 180 E 28 P tector (4x2)	09/00 →	202.205 / 275-279						
180 E 30 K tector (4x2)	09/06 →	220 / 299						

I - M



kW / hp



IVECO

IVECO

EuroCargo  01/91 →

180 E 30 tector, 180 E 30 P tector (4x2)	08/06 →	220 / 299		CVP020K 29202	[o] 247.7 x 109.7 x 30 Knorr SB 7000			CVP020K 29202	[o] 247.7 x 109.7 x 30 Knorr SB 7000	
190 E 25 tector, 190 E 25 P tector (4x2)	05/08 →	185 / 252		WIK514	L 282			WIK514	L 282	
190 E 28 tector, 190 E 28 P tector (4x2)	05/08 →	205 / 279		CVD622	ø 432 x 45 x 138.5			CVD622	ø 432 x 45 x 138.5	
190 E 30 tector, 190 E 30 P tector (4x2)	05/08 →	220 / 299								
225 E 28 tector (6x2)	09/06 →	202 / 275								
230 E 25 tector (6x2)	05/09 →	185 / 251								
230 E 28 tector (6x2)	09/06 →	202 / 275								
230 E 30 tector (6x2)	02/08 →	220 / 299								
320 E 28 T tector (4x2)	09/00 →	202 / 275								
260 E 27 KE (6x4)	09/00 →	196 / 267		CVP020K 29202	[o] 247.7 x 109.7 x 30 Knorr SB 7000			CW412S7100 19384	W 177.8 x iaL 189 x ø 381	
				WIK514	L 282			CW412S7141 19384	W 177.8 x iaL 189,1 x ø 381	
260 E 28 K tector, 260 E 28 KE tector (6x4)	09/00 →	202 / 275		CVP020K 29202	[o] 247.7 x 109.7 x 30 Knorr SB 7000			CW412S7100 19384	W 177.8 x iaL 189 x ø 381	
				WIK514	L 282			CW412S7141 19384	W 177.8 x iaL 189,1 x ø 381	
				CVD622	ø 432 x 45 x 138.5					
320 E 28 tector (6x2)	09/00 →	202 / 275		CVP036K 29095	[o] 210.7 x 92.5 x 30 Knorr SB 6000			PB221S7115 19503	W 170 x iaL 314,4 x ø 360	
320 E 28 tector (6x2)	09/00 →	202 / 275		WIK514	L 282			PB221S7121 19503	W 170 x iaL 314,4 x ø 360	
320 E 28 T tector (6x2)	09/00 →	202 / 275								
320 E 28 T tector (6x2)	09/00 →	202 / 275		CVD621	ø 377 x 45 x 151					
60 E 10 (4x2)	01/91 → 08/96	75 / 102		CVP016 29065	[o] 175 x 85.6 x 22 Lucas B2x60			CVP016 29065	[o] 175 x 85.6 x 22 Lucas B2x60	
60 E 12 (4x2)	01/91 → 12/96	85 / 116								
60 E 14, 60 E 14 P (4x2)	01/91 →	100 / 136		WIK509	L 495	2x		WIK509	L 495	2x
60 E 14 K (4x2)	01/91 → 12/96	100 / 136								
65 E 10 (4x2)	01/91 → 12/96	75 / 102								
65 E 10 K (4x2)	01/91 → 12/96	75 / 102		FK001				FK001		
				FK016				FK016		
				CVD570	ø 304 x 30 x 128			CVD570	ø 304 x 30 x 128	
65 E 12, 65 E 12 P (4x2)	01/91 →	85 / 116		CVP016 29065	[o] 175 x 85.6 x 22 Lucas B2x60	→ 12/96		CVP016 29065	[o] 175 x 85.6 x 22 Lucas B2x60	→ 12/96
65 E 12 K (4x2)	01/91 → 12/00	85 / 116								
65 E 14, 65 E 14 P (4x2)	01/91 → 12/00	100 / 136		CVP025 29122	[o] 175 x 85.5 x 22 Brembo PF 2.60	01/97 →		CVP025 29122	[o] 175 x 85.5 x 22 Brembo PF 2.60	01/97 →
65 E 14 K (4x2)	01/91 → 12/00	100 / 136								
75 E 12, 75 E 12 P (4x2)	01/91 → 12/00	85 / 116		WIK509	L 495	2x → 12/96		WIK509	L 495	2x → 12/96
75 E 12, 75 E 15 P, 80 E 15 (4x2)	01/91 → 09/00	105 / 143								
75 E 15 K (4x2)	01/91 → 09/00	105 / 143		WIK513	L 475	2x 01/97 → → 2125644		WIK513	L 475	2x 01/97 → → 2125644
95 E 15 W (4x4)	11/93 →	105 / 143		WIK540	L 200	optional 01/97 → 2125645 →		WIK540	L 200	optional 01/97 → 2125645 →
95 E 21 W (4x4)	11/93 →	152 / 207								
				FK001				FK001		
				FK025		01/97 →		FK025		01/97 →
				FK016				FK016		
				CVD570	ø 304 x 30 x 128			CVD570	ø 304 x 30 x 128	
65 E 13 tector (4x2)	09/00 →	95 / 130		CVP025 29122	[o] 175 x 85.5 x 22 Brembo PF 2.60			CVP025 29122	[o] 175 x 85.5 x 22 Brembo PF 2.60	
				WIK540	L 200			WIK540	L 200	
				FK025				FK025		
				CVD570	ø 304 x 30 x 128			CVD570	ø 304 x 30 x 128	
				CVD678	ø 304 x 30 x 128.5			CVD678	ø 304 x 30 x 128.5	
75 E 12 K (4x2)	01/97 →	85 / 116		CVP025 29122	[o] 175 x 85.5 x 22 Brembo PF 2.60			CVP025 29122	[o] 175 x 85.5 x 22 Brembo PF 2.60	
75 E 14 K (4x2)	01/97 →	100 / 136		WIK513	L 475	2x → 2125644		WIK513	L 475	2x → 2125644
				WIK540	L 200	optional 2125645 →		WIK540	L 200	optional 2125645 →
				FK025				FK025		
				CVD570	ø 304 x 30 x 128			CVD570	ø 304 x 30 x 128	
				CVD678	ø 304 x 30 x 128.5			CVD678	ø 304 x 30 x 128.5	
75 E 14, 75 E 14 P (4x2)	01/91 →	100 / 136		CVP016 29065	[o] 175 x 85.6 x 22 Lucas B2x60	→ 12/96		CVP016 29065	[o] 175 x 85.6 x 22 Lucas B2x60	→ 12/96

















































































kW / hp



IVECO

IVECO

EuroCargo  01/91 →

75 E 14, 75 E 14 P (4x2) 01/91 → 100 / 136	 CVP025 29122	[o] 175 x 85.5 x 22 Brembo PF 2.60	01/97 →	 CVP025 29122	[o] 175 x 85.5 x 22 Brembo PF 2.60	01/97 →	
	 WIK509	L 495	2x →12/96	 WIK509	L 495	2x →12/96	
	 WIK513	L 475	2x 01/97 → → 2125644	 WIK513	L 475	2x 01/97 → → 2125644	
	 WIK540	L 200	optional 01/97 → 2125645 →	 WIK540	L 200	optional 01/97 → 2125645 →	
	 FK001			 FK001			
	 FK025		01/97 →	 FK025		01/97 →	
	 FK016			 FK016			
75 E 14 K tector (4x2) 09/06 → 103 / 140 75 E 16 K tector (4x2) 09/06 → 118 / 160 75 E 16 tector, 75 E 16 P tector (4x2) 09/06 → 118 / 160 80 E 18 tector, 80 E 18 P tector, 80 E 18 FP tector (4x2) 09/06 → 130 / 177	 CVP025 29122	[o] 175 x 85.5 x 22 Brembo PF 2.60	→12/07	 CVP025 29122	[o] 175 x 85.5 x 22 Brembo PF 2.60	→12/07	
	 CVP106K 29256	175.4 x 95 x 27 Brembo PF 2.68	01/08 →	 CVP106K 29256	175.4 x 95 x 27 Brembo PF 2.68	01/08 →	
	 WIK540	L 200	→12/07	 WIK540	L 200	→12/07	
	 FK025			 FK025			
	 CVD524	ø 322 x 30 x 134		 CVD524	ø 322 x 30 x 134		
	 CVD702	ø 330 x 32 x 130		 CVD702	ø 330 x 32 x 130		
	 CVD678	ø 304 x 30 x 128.5		 CVD678	ø 304 x 30 x 128.5		
75 E 14 tector, 75 E 14 P tector (4x2) 09/06 → 103 / 140	 CVP025 29122	[o] 175 x 85.5 x 22 Brembo PF 2.60	→12/07	 CVP025 29122	[o] 175 x 85.5 x 22 Brembo PF 2.60	→12/07	
	 CVP106K 29256	175.4 x 95 x 27 Brembo PF 2.68	01/08 →	 CVP106K 29256	175.4 x 95 x 27 Brembo PF 2.68	01/08 →	
	 WIK540	L 200	→12/07	 WIK540	L 200	→12/07	
	 FK025			 FK025			
	 CVD524	ø 322 x 30 x 134		 CVD524	ø 322 x 30 x 134		
	75 E 18 K tector (4x2) 09/00 → 134 / 181 75 E 18 tector, 75 E 18 P tector (4x2) 09/00 → 134 / 181	 CVP025 29122	[o] 175 x 85.5 x 22 Brembo PF 2.60	→12/07	 CVP025 29122	[o] 175 x 85.5 x 22 Brembo PF 2.60	→12/07
		 CVP106K 29256	175.4 x 95 x 27 Brembo PF 2.68	01/08 →	 CVP106K 29256	175.4 x 95 x 27 Brembo PF 2.68	01/08 →
 WIK540		L 200	→12/07	 WIK540	L 200	→12/07	
 FK025				 FK025			
 CVD678		ø 304 x 30 x 128.5		 CVD678	ø 304 x 30 x 128.5		
 CVD703		ø 330 x 32 x 130		 CVD703	ø 330 x 32 x 130		
80 E 18 K tector (4x2) 09/06 → 130 / 177		 CVP025 29122	[o] 175 x 85.5 x 22 Brembo PF 2.60		 CVP025 29122	[o] 175 x 85.5 x 22 Brembo PF 2.60	
	 WIK540	L 200		 WIK540	L 200		
	 FK025			 FK025			
	 CVD524	ø 322 x 30 x 134		 CVD524	ø 322 x 30 x 134		
	 CVD702	ø 330 x 32 x 130		 CVD702	ø 330 x 32 x 130		
	80 E 18 K tector, 80 E 18 DK tector (4x2) 09/00 → 134 / 181	 CVP025 29122	[o] 175 x 85.5 x 22 Brembo PF 2.60		 CVP025 29122	[o] 175 x 85.5 x 22 Brembo PF 2.60	
		 WIK540	L 200		 WIK540	L 200	
 FK025				 FK025			
 CVD524		ø 322 x 30 x 134		 CVD524	ø 322 x 30 x 134		
 CVD703		ø 330 x 32 x 130		 CVD703	ø 330 x 32 x 130		
80 E 18 tector, 80 E 18 P tector, 80 E 18 FP tector (4x2) 09/06 → 130 / 177		 CVP019 29067	[o] 176 x 78 x 22 Meritor		 CVP019 29067	[o] 176 x 78 x 22 Meritor	
		 WIK540	L 200		 WIK540	L 200	
	 CVD524	ø 322 x 30 x 134		 CVD524	ø 322 x 30 x 134		
	80 EL 16 tector, 80 EL 16 P tector (4x2) 09/06 → 118 / 160	 CVP019 29067	[o] 176 x 78 x 22 Meritor		 CVP019 29067	[o] 176 x 78 x 22 Meritor	

I - M



kW / hp

**IVECO****IVECO****EuroCargo** 01/91 →

80 EL 16 tector, 80 EL 16 P tector (4x2)	09/06 →	118 / 160	WIK509	L 495	2x	WIK509	L 495	2x
			CVD524	ø 322 x 30 x 134		CVD524	ø 322 x 30 x 134	
80 EL 18 tector, 80 EL 18 P tector (4x2)	09/06 →	130 / 177	CVP025	[o] 175 x 85.5 x 22 Brembo PF 2.60		CVP025	[o] 175 x 85.5 x 22 Brembo PF 2.60	
			WIK540	L 200		WIK540	L 200	
			FK025			FK025		
			CVD524	ø 322 x 30 x 134		CVD524	ø 322 x 30 x 134	

EUROCITY

EUROCITY	CVP036K	29095	[o] 210.7 x 92.5 x 30 Knorr SB 6000				
	CVD621		ø 377 x 45 x 151				

EuroFire 01/91 →

100 E 21 tector (4x2)	09/00 →	154 / 209	CVP019	[o] 176 x 78 x 22 Meritor		CVP019	[o] 176 x 78 x 22 Meritor						
			WIK540	L 200		WIK540	L 200						
			CVD524	ø 322 x 30 x 134		CVD524	ø 322 x 30 x 134						
120 E 22 tector (4x2)	09/06 →	160 / 218	WIK520	L 298 / 240		WIK520	L 298 / 240						
			CVD623	ø 330 x 34 x 141		CVD623	ø 330 x 34 x 141						
130 E 24 (4x2)	01/91 →	179 / 243	CVP014	[o] 205.7 x 110 x 25 Bendix									
			WIK506	L 150									
			CVD517	ø 370 x 45 x 150									
130 E 24 tector (4x2)	09/00 →	176 / 240	CVP036K	[o] 210.7 x 92.5 x 30 Knorr SB 6000									
			WIK514	L 282									
			CVD620	ø 377 x 45 x 151									
140 E 25 tector (4x2) 160 E 30 tector (4x2)	09/06 →	185 / 251	CVP036K	[o] 210.7 x 92.5 x 30 Knorr SB 6000		CVP036K	[o] 210.7 x 92.5 x 30 Knorr SB 6000						
	09/06 →	220 / 299							WIK514	L 282	WIK514	L 282	
									CVD660	ø 377 x 45 x 106	CVD660	ø 377 x 45 x 106	
150 E 24 tector (4x2) 150 E 28 tector (4x2)	09/00 →	176 / 240	CVP036K	[o] 210.7 x 92.5 x 30 Knorr SB 6000		PB221S7115	19503	W 170 x iaL 314,4 x ø 360					
	09/06 →	202-205 / 275-279							WIK514	L 282	PB221S7121	19503	W 170 x iaL 314,4 x ø 360
									CVD621	ø 377 x 45 x 151			
150 E 27 (4x2)	09/06 →	196 / 267	CVP014	[o] 205.7 x 110 x 25 Bendix		PB221S7115	19503	W 170 x iaL 314,4 x ø 360					
			WIK505	L 300		PB221S7121	19503	W 170 x iaL 314,4 x ø 360					
			CVD517	ø 370 x 45 x 150									
75 E 14 (4x2) 75 E 15 tector (4x2)	01/91 →	100 / 136	CVP025	[o] 175 x 85.5 x 22 Brembo PF 2.60		CVP025	[o] 175 x 85.5 x 22 Brembo PF 2.60						
	09/00 →	110 / 149							WIK540	L 200	WIK540	L 200	
									CVD570	ø 304 x 30 x 128	CVD570	ø 304 x 30 x 128	
80 E 18 tector (4x2)	09/06 →	130 / 177	CVP025	[o] 175 x 85.5 x 22 Brembo PF 2.60	ø 304 mm	CVP025	[o] 175 x 85.5 x 22 Brembo PF 2.60	ø 304 mm					
			CVP106K	175.4 x 95 x 27 Brembo PF 2.68	ø 330 mm	CVP106K	175.4 x 95 x 27 Brembo PF 2.68	ø 330 mm					
			WIK540	L 200	ø 304 mm	WIK540	L 200	ø 304 mm					
			CVD570	ø 304 x 30 x 128		CVD570	ø 304 x 30 x 128						
			CVD702	ø 330 x 32 x 130		CVD703	ø 330 x 32 x 130						

EURORIDER 01/92 →

EURORIDER	01/92 →	CVP098	29186	[+] 179.8 x 106 x 20		CVP020KPSV	29087	[o] 247.7 x 109.7 x 30 Knorr SB 7000	01/06 →
-----------	---------	---------------	-------	----------------------	--	-------------------	-------	---	---------



kW / hp

**IVECO****IVECO****EURORIDER** **01/92** →

EURORIDER	01/92 →		CVD609	ø 417 x 28 x 67				
-----------	---------	--	---------------	-----------------	--	--	--	--

EuroStar **01/93** → **02/02**

LD 190 E 38 P (4x2)	01/93 → 02/02	276 / 375		CVP015 29011	[o] 240.4 x 125 x 25 Bendix	→4196456 a. C044257		CVP015 29011	[o] 240.4 x 125 x 25 Bendix	→4196456 a. C044257
LD 190 E 42, LD 190 E 42 P (4x2)	01/93 → 02/02	309 / 420		CVP083K 29196	[o] 247.6 x 107.6 x 30 Knorr SB 7000	4196457 a. C044258 →		CVP083K 29196	[o] 247.6 x 107.6 x 30 Knorr SB 7000	4196457 a. C044258 →
LD 190 E 47 (4x2)	01/93 → 02/02	345 / 469		WIK505	L 300	2x ⊕ WVA 29011 →4147482 a. C002363		WIK505	L 300	2x ⊕ WVA 29011 →4147482 a. C002363
				WIK506	L 150	2x ⊕ WVA 29011 4147483 a. C002364 →		WIK506	L 150	2x ⊕ WVA 29011 4147483 a. C002364 →
				WIK514	L 282	2x ⊕ WVA 29196		WIK514	L 282	2x ⊕ WVA 29196
				FK014		→4196456 a. C044257		WIK543	L 1,315	Rockwell -brake 05/96 →
				CVD519	ø 430 x 50 x 101	→12/96		FK014		→4196456 a. C044257
								PB242S7141 19343	W 200 x iaL 203,0 x ø 410	Perrot -brake →C063808
								RW2932331S7141 19716	W 200 x iaL 195,5 x ø 410	Rockwell -brake 05/96 →
								PB4212A7141 19091	W 202 x iaL 204,3 x ø 410	Perrot -brake C063809 →
								PB4212S7141 19091	W 202 x iaL 204,3 x ø 410	Perrot -brake C063809 →
								RW2912S7141 19553	W 200 x iaL 193,7 x ø 410	Rockwell -brake →04/96
								8 x 15	ø 8 x L 15	Rockwell -brake 96x
								8 x 16	ø 8 x L 16	Perrot -brake →C63808 112x Perrot -brake C63809 → 96x
								CVD519	ø 430 x 50 x 101	→12/96
LD 190 E 39 P, LD 190 E 39 FP (4x2)	11/99 → 02/02	287 / 390		CVP015 29011	[o] 240.4 x 125 x 25 Bendix	→4196456 a. C044257		CVP015 29011	[o] 240.4 x 125 x 25 Bendix	→4196456 a. C044257
LD 190 E 40 (4x2)	09/00 → 02/02	294 / 400		CVP083K 29196	[o] 247.6 x 107.6 x 30 Knorr SB 7000	4196457 a. C044258 →		CVP083K 29196	[o] 247.6 x 107.6 x 30 Knorr SB 7000	4196457 a. C044258 →
LD 190 E 43, LD 190 E 43 P, LD 190 E 43 FP (4x2)	11/99 → 02/02	316 / 430		WIK505	L 300	2x ⊕ WVA 29011 →4147482 a. C002363		WIK505	L 300	2x ⊕ WVA 29011 →4147482 a. C002363
				WIK506	L 150	2x ⊕ WVA 29011 4147483 a. C002364 →		WIK506	L 150	2x ⊕ WVA 29011 4147483 a. C002364 →
				WIK514	L 282	2x ⊕ WVA 29196		WIK514	L 282	2x ⊕ WVA 29196
				FK014		→4196456 a. C044257		WIK543	L 1,315	Rockwell -brake
								FK014		→4196456 a. C044257
								PB242S7141 19343	W 200 x iaL 203,0 x ø 410	Perrot -brake →C063808
								RW2932331S7141 19716	W 200 x iaL 195,5 x ø 410	Rockwell -brake
								PB4212A7141 19091	W 202 x iaL 204,3 x ø 410	Perrot -brake C063809 →
								PB4212S7141 19091	W 202 x iaL 204,3 x ø 410	Perrot -brake C063809 →
								8 x 15	ø 8 x L 15	Rockwell -brake 96x
								8 x 16	ø 8 x L 16	Perrot -brake →C63808 112x Perrot -brake C63809 → 96x
LD 190 E 52 (4x2)	01/93 → 02/02	378 / 514		CVP015 29011	[o] 240.4 x 125 x 25 Bendix	→4196456 a. C044257		CVP015 29011	[o] 240.4 x 125 x 25 Bendix	→4196456 a. C044257
				CVP083K 29196	[o] 247.6 x 107.6 x 30 Knorr SB 7000	4196457 a. C044258 →		CVP083K 29196	[o] 247.6 x 107.6 x 30 Knorr SB 7000	4196457 a. C044258 →
				WIK505	L 300	2x ⊕ WVA 29011 →4147482 a. C002363		WIK505	L 300	2x ⊕ WVA 29011 →4147482 a. C002363
				WIK506	L 150	2x ⊕ WVA 29011 4147483 a. C002364 →		WIK506	L 150	2x ⊕ WVA 29011 4147483 a. C002364 →
				WIK514	L 282	2x ⊕ WVA 29196		WIK514	L 282	2x ⊕ WVA 29196
				CVD519	ø 430 x 50 x 101	→12/96		WIK543	L 1,315	Rockwell -brake 05/96 →
								PB242S7141 19343	W 200 x iaL 203,0 x ø 410	Perrot -brake →C063808
								RW2932331S7141 19716	W 200 x iaL 195,5 x ø 410	Rockwell -brake 05/96 →
								PB4212A7141 19091	W 202 x iaL 204,3 x ø 410	Perrot -brake C063809 →

I - M







































































kW / hp



IVECO

IVECO

EuroStar  01/93→02/02

LD 190 E 52 (4x2)	01/93→02/02	378 / 514				 PB4212S7141 19091	W 202 x iaL 204,3 x ø 410	Perrot -brake C063809→
						 RW2912S7141 19553	 W 200 x iaL 193,7 x ø 410	Rockwell -brake →04/96
						 8 x 15	ø 8 x L 15	Rockwell -brake 96x
						 8 x 16	ø 8 x L 16	Perrot -brake →C63808 112x Perrot -brake C63809→ 96x
						 CVD519	ø 430 x 50 x 101	→12/96
LD 240 E 38 (6x2/2/4)	01/93→02/02	276 / 375	 CVP015 29011	[o] 240.4 x 125 x 25 Bendix	→4196456 a. C044257	 PB242S7141 19343	W 200 x iaL 203,0 x ø 410	Perrot -brake →C63808
LD 240 E 42 FS, LD 240 E 42 PS (6x2/2/4)	01/93→02/02	309 / 420	 CVP083K 29196	[o] 247.6 x 107.6 x 30 Knorr SB 7000	4196457 a. C044258→	 PB252S7141 19342	 W 180 x iaL 202,7 x ø 410	auxiliary axle Perrot -brake →C63808
LD 240 E 47 PS (6x2/2/4)	01/93→02/02	345 / 469	 WIK505	L 300	2x ⊕ WVA 29011 →4147482 a. C002363	 RW2830311S7141 19714	 W 180 x iaL 195,5 x ø 410	auxiliary axle Rockwell -brake 05/96→
LD 240 E 52 PS (6x2/2/4)	01/93→02/02	378 / 514	 WIK506	L 150	2x ⊕ WVA 29011 4147483 a. C002364→	 RW2932331S7141 19716	 W 200 x iaL 195,5 x ø 410	Rockwell -brake 05/96→
LD 260 E 43 Y/PS, LD 260 E 43 FP (6x2/2/4)	01/93→02/02	316 / 430	 WIK514	L 282	2x ⊕ WVA 29196	 PB4112S7141 19099	W 182 x iaL 204,3 x ø 410	auxiliary axle Perrot -brake C63809→
LD 400 E 38 TX/P, LD 440 E 38 TX/P (6x2/4)	01/93→02/02	276 / 375	 FK014		→4196456 a. C044257	 PB4212A7141 19091	W 202 x iaL 204,3 x ø 410	Perrot -brake C63809→
LD 400 E 42 TX/P, LD 440 E 42 TX/P (6x2/4)	01/93→02/02	309 / 420	 CVD519	ø 430 x 50 x 101	→12/96	 PB4212S7141 19091	W 202 x iaL 204,3 x ø 410	Perrot -brake C63809→
						 RW2912S7141 19553	 W 200 x iaL 193,7 x ø 410	Rockwell -brake →04/96
						 8 x 15	ø 8 x L 15	Rockwell -brake 96x
						 8 x 16	ø 8 x L 16	Perrot -brake →C63808 112x Perrot -brake C63809→ 96x
						 WIK543	L 1,315	Rockwell -brake 05/96→
LD 260 E 38 P (6x4)	01/93→02/02	276 / 375	 CVP015 29011	[o] 240.4 x 125 x 25 Bendix	→4196456 a. C044257	 CVP015 29011	[o] 240.4 x 125 x 25 Bendix	→4196456 a. C044257
LD 260 E 42 P (6x4)	01/93→02/02	309 / 420	 CVP083K 29196	[o] 247.6 x 107.6 x 30 Knorr SB 7000	4196457 a. C044258→	 CVP083K 29196	[o] 247.6 x 107.6 x 30 Knorr SB 7000	4196457 a. C044258→
LD 260 E 47 (6x4)	01/93→02/02	345 / 469	 WIK505	L 300	2x ⊕ WVA 29011 →4147482 a. C002363	 WIK505	L 300	2x ⊕ WVA 29011 →4147482 a. C002363
LD 260 E 52 (6x4)	01/93→02/02	378 / 514	 WIK506	L 150	2x ⊕ WVA 29011 4147483 a. C002364→	 WIK506	L 150	2x ⊕ WVA 29011 4147483 a. C002364→
LD 440 E 38 T (4x2)	01/93→02/02	276 / 375	 WIK514	L 282	2x ⊕ WVA 29196	 WIK514	L 282	2x ⊕ WVA 29196
LD 440 E 42 T/P (4x2)	01/93→02/02	309 / 420	 FK014		→4196456 a. C044257	 WIK543	L 1,315	Rockwell -brake 05/96→
LD 440 E 43 T/P (4x2)	01/93→02/02	316 / 430	 CVD519	ø 430 x 50 x 101	→12/96	 FK014		→4196456 a. C044257
LD 440 E 47 T/P (4x2)	01/93→02/02	345 / 469				 PB242S7141 19343	W 200 x iaL 203,0 x ø 410	Perrot -brake →C63808
LD 440 E 52 T (4x2)	01/93→02/02	378 / 514				 RW2932331S7141 19716	 W 200 x iaL 195,5 x ø 410	Rockwell -brake 05/96→
						 PB4212A7141 19091	W 202 x iaL 204,3 x ø 410	Perrot -brake C63809→
						 PB4212S7141 19091	W 202 x iaL 204,3 x ø 410	Perrot -brake C63809→
						 RW2912S7141 19553	 W 200 x iaL 193,7 x ø 410	Rockwell -brake →04/96
						 8 x 15	ø 8 x L 15	Rockwell -brake 96x
						 8 x 16	ø 8 x L 16	Perrot -brake →C63808 112x Perrot -brake C63809→ 96x
						 CVD519	ø 430 x 50 x 101	→12/96
LD 260 E 39 P, LD 260 E 39 FP (6x2)	11/99→02/02	287 / 390	 CVP015 29011	[o] 240.4 x 125 x 25 Bendix	→4196456 a. C044257	 PB242S7141 19343	W 200 x iaL 203,0 x ø 410	Perrot -brake →C63808
LD 260 E 40 (6x2/2/4)	09/00→02/02	294 / 400	 CVP083K 29196	[o] 247.6 x 107.6 x 30 Knorr SB 7000	4196457 a. C044258→	 PB252S7141 19342	 W 180 x iaL 202,7 x ø 410	auxiliary axle Perrot -brake →C63808
LD 260 E 48 Y/PS (6x2/4)	01/93→02/02	353 / 480	 WIK505	L 300	2x ⊕ WVA 29011 →4147482 a. C002363	 RW2830311S7141 19714	 W 180 x iaL 195,5 x ø 410	auxiliary axle Rockwell -brake
LD 440 E 39 TX, LD 440 E 39 TX/P (6x2/4)	11/99→	287 / 390	 WIK506	L 150	2x ⊕ WVA 29011 4147483 a. C002364→	 RW2932331S7141 19716	 W 200 x iaL 195,5 x ø 410	Rockwell -brake
LD 440 E 40 TX/P (6x2/4)	01/01→02/02	294 / 400	 WIK514	L 282	2x ⊕ WVA 29196	 PB4112S7141 19099	W 182 x iaL 204,3 x ø 410	auxiliary axle Perrot -brake C63809→
LD 440 E 43 TX/P (6x2/4)	11/99→02/02	316 / 430	 FK014		→4196456 a. C044257	 PB4212A7141 19091	W 202 x iaL 204,3 x ø 410	Perrot -brake C63809→
						 PB4212S7141 19091	W 202 x iaL 204,3 x ø 410	Perrot -brake C63809→



kW / hp

**IVECO****IVECO****EuroTech MH** **09/98** →

260 E 31 Y/P, 260 E 31 Y/PS, 11/99→ 260 E 31 Y/PT (6x2/2/4) 260 E 35 Y/P, 260 E 35 Y/PT, 11/99→ 260 E 35 Y/TN (6x2/2/4) 400 E 31 TP, 440 E 31 T, 09/98→ 440 E 31 TP (4x2) 400 E 35 TP, 440 E 35 T, 09/98→ 440 E 35 T/P, 440 E 35 T/FP (4x2) 440 E 35 TX/P (6x2) 02/00→	228 / 310 259 / 352 228 / 310 259 / 352 259 / 352	FK014 CVD622	[o] 240.4 x 125 x 25 Bendix ø 432 x 45 x 138.5	→4196456 a. C044257 04/02→	8 x 16 WIK543	ø 8 x L 16 L 1,315	Perrot -brake →4215282 112x Perrot -brake 4215283→ 96x Rockwell -brake
--	---	-------------------------------	---	-------------------------------	--------------------------------	-----------------------	--

EuroTech MP **01/92** → **12/96**

180 E 34 (4x2) 01/92→12/93 180 E 38 (4x2) 01/92→12/93 180 E 42 (4x2) 01/92→12/93	254 / 345 276 / 375 309 / 420	CVP015 29011 CVP083K 29196 WIK505 WIK506 WIK514 FK014 CVD519 CVD622	[o] 240.4 x 125 x 25 Bendix [o] 247.6 x 107.6 x 30 Knorr SB 7000 L 300 L 150 L 282	→4196456 a. C044257 4196457 a. C044258 → 2x ⊕ WVA 29011 →4147482 a. C002363 2x ⊕ WVA 29011 4147483 a. C002364 → 2x ⊕ WVA 29196/29202 →4196456 a. C044257	PB242S7141 19343 PB4212A7141 19091 PB4212S7141 19091 RW2912S7141 19553 8 x 15 8 x 16	W 200 x iaL 203,0 x ø 410 W 202 x iaL 204,3 x ø 410 W 202 x iaL 204,3 x ø 410 W 200 x iaL 193,7 x ø 410 ø 8 x L 15 ø 8 x L 16	Perrot -brake → 4215282 Perrot -brake 4215283 → Perrot -brake 4215283 → Rockwell -brake Rockwell -brake 96x Perrot -brake →4215282 112x Perrot -brake 4215283→ 96x
190 E 34 (4x2) 01/93→ 190 E 38 (4x2) 01/93→ 190 E 42, 190 E 42 /P (4x2) 01/93→	254 / 345 276 / 375 309 / 420	CVP015 29011 CVP020K 29202 CVP083K 29196 WIK505 WIK506 WIK514 FK014 CVD519 CVD622	[o] 240.4 x 125 x 25 Bendix [o] 247.6 x 109.7 x 30 Knorr SB 7000 [o] 247.6 x 107.6 x 30 Knorr SB 7000 L 300 L 150 L 282	→4196456 a. C044257 04/02→ 4196457 a. C044258 → →03/02 2x ⊕ WVA 29011 →4147482 a. C002363 2x ⊕ WVA 29011 4147483 a. C002364 → 2x ⊕ WVA 29196/29202 →4196456 a. C044257	PB242S7141 19343 RW2932331S7141 19716 PB4212A7141 19091 PB4212S7141 19091 RW2912S7141 19553 8 x 15 8 x 16	W 200 x iaL 203,0 x ø 410 W 200 x iaL 195,5 x ø 410 W 202 x iaL 204,3 x ø 410 W 202 x iaL 204,3 x ø 410 W 200 x iaL 193,7 x ø 410 ø 8 x L 15 ø 8 x L 16	Perrot -brake → 4215282 Rockwell -brake 05/96→ Perrot -brake 4215283 → Perrot -brake 4215283 → Rockwell -brake Rockwell -brake 96x Perrot -brake →4215282 112x Perrot -brake 4215283→ 96x
190 E 39, 190 E 39 /P, 190 E39 /FP (4x2) 11/99→ 190 E 40 /P (4x2) 01/01→ 190 E 43, 190 E 43 /P (4x2) 01/01→ 440 E 43 TX/P (6x2/4) 11/99→	287 / 390 294 / 400 316 / 430 316 / 430	CVP015 29011 CVP020K 29202 CVP083K 29196 WIK505 WIK506 WIK514 FK014 CVD622	[o] 240.4 x 125 x 25 Bendix [o] 247.6 x 109.7 x 30 Knorr SB 7000 [o] 247.6 x 107.6 x 30 Knorr SB 7000 L 300 L 150 L 282	→4196456 a. C044257 04/02→ 4196457 a. C044258 → →03/02 2x ⊕ WVA 29011 →4147482 a. C002363 2x ⊕ WVA 29011 4147483 a. C002364 → 2x ⊕ WVA 29196/29202 →4196456 a. C044257	PB242S7141 19343 RW2932331S7141 19716 PB4212A7141 19091 PB4212S7141 19091 8 x 15 8 x 16	W 200 x iaL 203,0 x ø 410 W 200 x iaL 195,5 x ø 410 W 202 x iaL 204,3 x ø 410 W 202 x iaL 204,3 x ø 410 ø 8 x L 15 ø 8 x L 16	Perrot -brake → 4215282 Rockwell -brake Perrot -brake 4215283 → Perrot -brake 4215283 → Rockwell -brake 96x Perrot -brake →4215282 112x Perrot -brake 4215283→ 96x Rockwell -brake
240 E 30 PS (6x2/4) 01/97→ 260 E 39 Y, 260 E 39 Y/P, 260 E 39 Y/FP, 260 E 39 Y/FS (6x2/4) 11/99→ 260 E 40 (6x2/2/4) 01/01→ 260 E 43 Y, 260 E 43 Y/P (6x2/4) 11/99→	221 / 301 287 / 390 294 / 400 316 / 430	CVP015 29011 CVP020K 29202 CVP083K 29196 WIK505 WIK506 WIK514 FK014 CVD622	[o] 240.4 x 125 x 25 Bendix [o] 247.6 x 109.7 x 30 Knorr SB 7000 [o] 247.6 x 107.6 x 30 Knorr SB 7000 L 300 L 150 L 282	→4196456 a. C044257 04/02→ 4196457 a. C044258 → →03/02 2x ⊕ WVA 29011 →4147482 a. C002363 2x ⊕ WVA 29011 4147483 a. C002364 → 2x ⊕ WVA 29196/29202 →4196456 a. C044257	PB242S7141 19343 PB252S7141 19342 RW2830311S7141 19714 RW2932331S7141 19716 PB4112S7141 19099 PB4212A7141 19091 PB4212S7141 19091 8 x 15 8 x 16 WIK543	W 200 x iaL 203,0 x ø 410 W 180 x iaL 202,7 x ø 410 W 180 x iaL 195,5 x ø 410 W 200 x iaL 195,5 x ø 410 W 182 x iaL 204,3 x ø 410 W 202 x iaL 204,3 x ø 410 W 202 x iaL 204,3 x ø 410 ø 8 x L 15 ø 8 x L 16 L 1,315	Perrot -brake → 4215282 auxiliary axle Perrot -brake → 4215282 auxiliary axle Rockwell -brake Rockwell -brake auxiliary axle Perrot -brake 4215283 → Perrot -brake 4215283 → Perrot -brake 4215283 → Rockwell -brake 96x Perrot -brake →4215282 112x Perrot -brake 4215283→ 96x Rockwell -brake
240 E 34 (6x2) 09/95→12/96	254 / 345	CVP015 29011	[o] 240.4 x 125 x 25 Bendix	→4196456 a. C044257	PB242S7141 19343	W 200 x iaL 203,0 x ø 410	Perrot -brake →4215282

I - M





kW / hp

**IVECO****IVECO****EuroTech MP** **01/92→12/96**

240 E 34 (6x2)	09/95→12/96	254 / 345	CVP083K 29196	[o] 247.6 x 107.6 x 30 Knorr SB 7000	4196457 a. C044258 →	PB252S7141 19342	W 180 x iaL 202,7 x ø 410	auxiliary axle Perrot -brake →4215282
			WIK505	L 300	2x ⊕ WVA 29011 →4147482 a. C002363	RW2830311S7141 19714	W 180 x iaL 195,5 x ø 410	auxiliary axle Rockwell -brake 05/96→
			WIK506	L 150	2x ⊕ WVA 29011 4147483 a. C002364 →	RW2932331S7141 19716	W 200 x iaL 195,5 x ø 410	Rockwell -brake 05/96→
			WIK514	L 282	2x ⊕ WVA 29196/29202	PB4112S7141 19099	W 182 x iaL 204,3 x ø 410	auxiliary axle Perrot -brake 4215283→
			FK014		→4196456 a. C044257	PB4212A7141 19091	W 202 x iaL 204,3 x ø 410	Perrot -brake 4215283→
			CVD519	ø 430 x 50 x 101		PB4212S7141 19091	W 202 x iaL 204,3 x ø 410	Perrot -brake 4215283→
						RW2912S7141 19553	W 200 x iaL 193,7 x ø 410	Rockwell -brake →04/96
						8 x 15	ø 8 x L 15	Rockwell -brake 96x
						8 x 16	ø 8 x L 16	Perrot -brake →4215282 112x Perrot -brake 4215283→ 96x
						WIK543	L 1,315	Rockwell -brake 05/96→
240 E 38 (6x2/2/4)	01/92→	276 / 375	CVP015 29011	[o] 240.4 x 125 x 25 Bendix	→4196456 a. C044257	PB242S7141 19343	W 200 x iaL 203,0 x ø 410	Perrot -brake → 4215282
240 E 42 (6x2/2/4)	01/92→	309 / 420	CVP020K 29202	[o] 247.7 x 109.7 x 30 Knorr SB 7000	04/02→	PB252S7141 19342	W 180 x iaL 202,7 x ø 410	auxiliary axle Perrot -brake → 4215282
260 E 38 P (6x4)	01/94→	276 / 375	CVP083K 29196	[o] 247.6 x 107.6 x 30 Knorr SB 7000	4196457 a. C044258 → →03/02	RW2830311S7141 19714	W 180 x iaL 195,5 x ø 410	auxiliary axle Rockwell -brake 05/96→
			WIK505	L 300	2x ⊕ WVA 29011 →4147482 a. C002363	RW2932331S7141 19716	W 200 x iaL 195,5 x ø 410	Rockwell -brake 05/96→
			WIK506	L 150	2x ⊕ WVA 29011 4147483 a. C002364 →	PB4112S7141 19099	W 182 x iaL 204,3 x ø 410	auxiliary axle Perrot -brake 4215283 →
			WIK514	L 282	2x ⊕ WVA 29196/29202	PB4212A7141 19091	W 202 x iaL 204,3 x ø 410	Perrot -brake 4215283 →
			FK014		→4196456 a. C044257	PB4212S7141 19091	W 202 x iaL 204,3 x ø 410	Perrot -brake 4215283 →
			CVD519	ø 430 x 50 x 101	→12/96	RW2912S7141 19553	W 200 x iaL 193,7 x ø 410	Rockwell -brake →04/96
			CVD622	ø 432 x 45 x 138.5	04/02→	8 x 15	ø 8 x L 15	Rockwell -brake 96x
						8 x 16	ø 8 x L 16	Perrot -brake →4215282 112x Perrot -brake 4215283→ 96x
						WIK543	L 1,315	Rockwell -brake 05/96→
400 E 34 T, 440 E 34 T (4x2)	01/92→	254 / 345	CVP015 29011	[o] 240.4 x 125 x 25 Bendix	→4196456 a. C044257	PB242S7141 19343	W 200 x iaL 203,0 x ø 410	Perrot -brake →4215282
400 E 38 T, 440 E 38 T, 440 E 38 T /P (4x2)	01/92→	276 / 375	CVP020K 29202	[o] 247.7 x 109.7 x 30 Knorr SB 7000	04/02→	PB252S7141 19342	W 180 x iaL 202,7 x ø 410	auxiliary axle Perrot -brake →4215282
400 E 42 T, 440 E 42 T, 440 E 42 T/P (4x2)	01/92→	309 / 420	CVP083K 29196	[o] 247.6 x 107.6 x 30 Knorr SB 7000	4196457 a. C044258 → →03/02	RW2830311S7141 19714	W 180 x iaL 195,5 x ø 410	auxiliary axle Rockwell -brake 05/96→
			WIK505	L 300	2x ⊕ WVA 29011 →4147482 a. C002363	RW2932331S7141 19716	W 200 x iaL 195,5 x ø 410	Rockwell -brake 05/96→
			WIK506	L 150	2x ⊕ WVA 29011 4147483 a. C002364 →	PB4112S7141 19099	W 182 x iaL 204,3 x ø 410	auxiliary axle Perrot -brake 4215283→
			WIK514	L 282	2x ⊕ WVA 29196/29202	PB4212A7141 19091	W 202 x iaL 204,3 x ø 410	Perrot -brake 4215283→
			FK014		→4196456 a. C044257	PB4212S7141 19091	W 202 x iaL 204,3 x ø 410	Perrot -brake 4215283→
			CVD519	ø 430 x 50 x 101	→12/96	RW2912S7141 19553	W 200 x iaL 193,7 x ø 410	Rockwell -brake →04/96
			CVD622	ø 432 x 45 x 138.5	04/02→	8 x 15	ø 8 x L 15	Rockwell -brake 96x
						8 x 16	ø 8 x L 16	Perrot -brake →4215282 112x Perrot -brake 4215283→ 96x
						WIK543	L 1,315	Rockwell -brake 05/96→
400 E 38 TXP (6x2/4)	11/93→12/96	276 / 375	CVP015 29011	[o] 240.4 x 125 x 25 Bendix	→4196456 a. C044257	PB242S7141 19343	W 200 x iaL 203,0 x ø 410	Perrot -brake →4215282
			CVP083K 29196	[o] 247.6 x 107.6 x 30 Knorr SB 7000	4196457 a. C044258 →	PB252S7141 19342	W 180 x iaL 202,7 x ø 410	auxiliary axle Perrot -brake →4215282
			WIK505	L 300	2x ⊕ WVA 29011 →4147482 a. C002363	RW2830311S7141 19714	W 180 x iaL 195,5 x ø 410	auxiliary axle Rockwell -brake 05/96→
			WIK506	L 150	2x ⊕ WVA 29011 4147483 a. C002364 →	RW2932331S7141 19716	W 200 x iaL 195,5 x ø 410	Rockwell -brake 05/96→
			WIK514	L 282	2x ⊕ WVA 29196	PB4112S7141 19099	W 182 x iaL 204,3 x ø 410	auxiliary axle Perrot -brake 4215283→
			FK014		→4196456 a. C044257	PB4212A7141 19091	W 202 x iaL 204,3 x ø 410	Perrot -brake 4215283→

I - M



kW / hp

**IVECO****IVECO****EuroTech MP** **01/92→12/96**

400 E 38 TXP (6x2/4)	11/93→12/96	276 / 375	CVD519	ø 430 x 50 x 101		PB4212S7141 19091	W 202 x iaL 204,3 x ø 410	Perrot -brake 4215283→
						RW2912S7141 19553	W 200 x iaL 193,7 x ø 410	Rockwell -brake →04/96
						8 x 15	ø 8 x L 15	Rockwell -brake 96x
						8 x 16	ø 8 x L 16	Perrot -brake →4215282 112x Perrot -brake 4215283→ 96x
						WIK543	L 1,315	Rockwell -brake 05/96→
4300 (6x4)	01/02→	316 / 430	CVP020K 29202	[o] 247,7 x 109,7 x 30 Knorr SB 7000		CVP020K 29202	[o] 247,7 x 109,7 x 30 Knorr SB 7000	
4300 (8x4)	01/02→	316 / 430						
4500 (6x4)	01/02→	351 / 477	CVD622	ø 432 x 45 x 138,5		CVD622	ø 432 x 45 x 138,5	
4500 (6x4)	01/02→	335 / 456						
4500 (6x4)	01/02→	373 / 507						
4500 (6x4)	01/02→	387 / 526						
4500 (6x4)	01/02→	321 / 437						
4500 (6x4)	01/02→	374 / 509						
4500 (6x4)	01/02→	410 / 558						
4500 (6x4)	01/02→	354 / 481						
4500 (6x4)	01/02→	433 / 589						
440 E 38 TZ (6x4)	01/93→	276 / 375	CVP015 29011	[o] 240,4 x 125 x 25 Bendix	→4196456 a. C044257	CVP015 29011	[o] 240,4 x 125 x 25 Bendix	→4196456 a. C044257
440 E 42 TZ (6x4)	01/93→	309 / 420	CVP020K 29202	[o] 247,7 x 109,7 x 30 Knorr SB 7000	04/02→	CVP020K 29202	[o] 247,7 x 109,7 x 30 Knorr SB 7000	04/02→
			CVP083K 29196	[o] 247,6 x 107,6 x 30 Knorr SB 7000	4196457 a. C044258→ →03/02	CVP083K 29196	[o] 247,6 x 107,6 x 30 Knorr SB 7000	4196457 a. C044258→ →03/02
			WIK505	L 300	2x ⊕ WVA 29011 →4147482 a. C002363	WIK505	L 300	2x ⊕ WVA 29011 →4147482 a. C002363
			WIK506	L 150	2x ⊕ WVA 29011 4147483 a. C002364→	WIK506	L 150	2x ⊕ WVA 29011 4147483 a. C002364→
			WIK514	L 282	2x ⊕ WVA 29196/29202	WIK514	L 282	2x ⊕ WVA 29196/29202
			FK014		→4196456 a. C044257	WIK543	L 1,315	Rockwell -brake 05/96→
			CVD519	ø 430 x 50 x 101	→12/96	FK014		→4196456 a. C044257
			CVD622	ø 432 x 45 x 138,5	04/02→	PB242S7141 19343	W 200 x iaL 203,0 x ø 410	Perrot -brake →4215282
						RW2932331S7141 19716	W 200 x iaL 195,5 x ø 410	Rockwell -brake 05/96→
						PB4212A7141 19091	W 202 x iaL 204,3 x ø 410	Perrot -brake 4215283→
						PB4212S7141 19091	W 202 x iaL 204,3 x ø 410	Perrot -brake 4215283→
						RW2912S7141 19553	W 200 x iaL 193,7 x ø 410	Rockwell -brake →05/96
						8 x 15	ø 8 x L 15	Rockwell -brake 96x
						8 x 16	ø 8 x L 16	Perrot -brake →4215282 112x Perrot -brake 4215283→ 96x
			CVD519	ø 430 x 50 x 101	→12/96	CVD519	ø 430 x 50 x 101	→12/96
			CVD622	ø 432 x 45 x 138,5	04/02→	CVD622	ø 432 x 45 x 138,5	04/02→
440 E 39 T, 440 E 39 T/P, 440 E 39 T/FP-CT (4x2)	11/99→	287 / 390	CVP015 29011	[o] 240,4 x 125 x 25 Bendix	→4196456 a. C044257	PB242S7141 19343	W 200 x iaL 203,0 x ø 410	Perrot -brake →4215282
440 E 39 TXP (6x2/4)	11/99→	287 / 390	CVP020K 29202	[o] 247,7 x 109,7 x 30 Knorr SB 7000	04/02→	PB252S7141 19342	W 180 x iaL 202,7 x ø 410	auxiliary axle Perrot -brake →4215282
440 E 40 T/P (4x2)	09/00→	294 / 400	CVP083K 29196	[o] 247,6 x 107,6 x 30 Knorr SB 7000	4196457 a. C044258→ →03/02	RW2830311S7141 19714	W 180 x iaL 195,5 x ø 410	auxiliary axle Rockwell -brake
440 E 40 TXP (6x2/4)	01/01→	294 / 400	WIK505	L 300	2x ⊕ WVA 29011 →4147482 a. C002363	RW2932331S7141 19716	W 200 x iaL 195,5 x ø 410	Rockwell -brake
440 E 43 T, 440 E 43 T/P (4x2)	11/99→	316 / 430	WIK506	L 150	2x ⊕ WVA 29011 4147483 a. C002364→	PB4112S7141 19099	W 182 x iaL 204,3 x ø 410	auxiliary axle Perrot -brake 4215283→
			WIK514	L 282	2x ⊕ WVA 29196/29202	PB4212A7141 19091	W 202 x iaL 204,3 x ø 410	Perrot -brake 4215283→
			FK014		→4196456 a. C044257	PB4212S7141 19091	W 202 x iaL 204,3 x ø 410	Perrot -brake 4215283→
			CVD622	ø 432 x 45 x 138,5	04/02→	8 x 15	ø 8 x L 15	Rockwell -brake 96x
						8 x 16	ø 8 x L 16	Perrot -brake →4215282 112x Perrot -brake 4215283→ 96x
						WIK543	L 1,315	Rockwell -brake

EuroTech MT **01/92→08/98**

180 E 24 (4x2)	01/92→12/96	176 / 239	CVP015 29011	[o] 240,4 x 125 x 25 Bendix	→4196456 a. C044257	CVP015 29011	[o] 240,4 x 125 x 25 Bendix	→4196456 a. C044257
180 E 24 K (4x2)	01/93→12/96	176 / 239						



kW / hp

**IVECO****IVECO****EuroTech MT** **01/92→08/98**

180 E 27 (4x2)	01/92→12/96	196 / 267		CVP083K 29196	[o] 247.6 x 107.6 x 30 Knorr SB 7000	4196457 a. C044258→		CVP083K 29196	[o] 247.6 x 107.6 x 30 Knorr SB 7000	4196457 a. C044258→
180 E 27 K (4x2)	01/92→12/96	196 / 267		WIK505	L 300	2x ⊕ WVA 29011 →4147482 a. C002363		WIK505	L 300	2x ⊕ WVA 29011 →4147482 a. C002363
180 E 30 R (4x2)	01/92→12/96	221 / 301		WIK506	L 150	2x ⊕ WVA 29011 4147483 a. C002364→		WIK506	L 150	2x ⊕ WVA 29011 4147483 a. C002364→
MT 180 E 34 R (4x2)	01/92→12/93	254 / 345		WIK514	L 282	2x ⊕ WVA 29196		WIK514	L 282	2x ⊕ WVA 29196
				FK014		→4196456 a. C044257		FK014		→4196456 a. C044257
				CVD519	ø 430 x 50 x 101			CW412S7100 19384	W 177.8 x iaL 189 x ø 381	
								CW412S7141 19384	W 177.8 x iaL 189,1 x ø 381	
								CVD519	ø 430 x 50 x 101	
190 E 24 (4x2)	01/97→08/98	176 / 239		CVP015 29011	[o] 240.4 x 125 x 25 Bendix	→4196456 a. C044257		CVP015 29011	[o] 240.4 x 125 x 25 Bendix	→4196456 a. C044257
190 E 24 K (4x2)	01/97→08/98	176 / 239		CVP083K 29196	[o] 247.6 x 107.6 x 30 Knorr SB 7000	4196457 a. C044258→		CVP083K 29196	[o] 247.6 x 107.6 x 30 Knorr SB 7000	4196457 a. C044258→
190 E 27 (4x2)	01/97→08/98	196 / 267		WIK505	L 300	2x ⊕ WVA 29011 →4147482 a. C002363		WIK505	L 300	2x ⊕ WVA 29011 →4147482 a. C002363
190 E 27 K (4x2)	01/97→08/98	196 / 267		WIK506	L 150	2x ⊕ WVA 29011 4147483 a. C002364→		WIK506	L 150	2x ⊕ WVA 29011 4147483 a. C002364→
190 E 30 (4x2)	01/97→08/98	221 / 301		WIK514	L 282	2x ⊕ WVA 29196		WIK514	L 282	2x ⊕ WVA 29196
190 E 30 K (4x2)	01/97→08/98	221 / 301		FK014		→4196456 a. C044257		FK014		→4196456 a. C044257
								CW412S7100 19384	W 177.8 x iaL 189 x ø 381	
								CW412S7141 19384	W 177.8 x iaL 189,1 x ø 381	
400 E 30 T (4x2)	01/92→08/98	221 / 301		CVP015 29011	[o] 240.4 x 125 x 25 Bendix	→4196456 a. C044257		CVP015 29011	[o] 240.4 x 125 x 25 Bendix	→4196456 a. C044257
400 E 34 T (4x2)	01/92→08/98	254 / 345		CVP083K 29196	[o] 247.6 x 107.6 x 30 Knorr SB 7000	4196457 a. C044258→		CVP083K 29196	[o] 247.6 x 107.6 x 30 Knorr SB 7000	4196457 a. C044258→
				WIK505	L 300	2x ⊕ WVA 29011 →4147482 a. C002363		WIK505	L 300	2x ⊕ WVA 29011 →4147482 a. C002363
				WIK506	L 150	2x ⊕ WVA 29011 4147483 a. C002364→		WIK506	L 150	2x ⊕ WVA 29011 4147483 a. C002364→
				WIK514	L 282	2x ⊕ WVA 29196		WIK514	L 282	2x ⊕ WVA 29196
				FK014		→4196456 a. C044257		FK014		→4196456 a. C044257
				CVD519	ø 430 x 50 x 101	→12/96		CW412S7100 19384	W 177.8 x iaL 189 x ø 381	
								CW412S7141 19384	W 177.8 x iaL 189,1 x ø 381	
								CVD519	ø 430 x 50 x 101	→12/96

EuroTrakker **01/93→11/04**

MP 180 E 24 W Cursor (4x4)	09/99→11/04	180 / 245		CVP020K 29202	[o] 247.7 x 109.7 x 30 Knorr SB 7000			CVP020K 29202	[o] 247.7 x 109.7 x 30 Knorr SB 7000	
MP 180 E 25 W (4x4)	05/99→11/04	185 / 251		PB242S7141 19343	W 200 x iaL 203,0 x ø 410	Perrot -brake		PB242S7141 19343	W 200 x iaL 203,0 x ø 410	Perrot -brake
MP 190 E 24 H Cursor (4x2)	09/99→11/04	180 / 245		RW36371S7151 19109	W 180 x iaL 195,5 x ø 410	06/03→ brake dim. 410x180		RW36371S7151 19109	W 180 x iaL 195,5 x ø 410	06/03→ brake dim. 410x180
MP 190 E 30 W (4x4)	11/99→11/04	221 / 301		RW38391S7151 19116	W 200 x iaL 195,5 x ø 410	06/03→ brake dim. 410x200		RW38391S7151 19116	W 200 x iaL 195,5 x ø 410	06/03→ brake dim. 410x200
MP 190 E 31 H Cursor (4x2)	09/99→11/04	228 / 310		RW2932331S7141 19716	W 200 x iaL 195,5 x ø 410	Rockwell -brake		RW2932331S7141 19716	W 200 x iaL 195,5 x ø 410	Rockwell -brake
MP 190 E 31 W Cursor (4x4)	09/99→11/04	228 / 310		8 x 15	ø 8 x L 15	Rockwell -brake 96x		8 x 15	ø 8 x L 15	Rockwell -brake 96x
MP 190 E 31 W Cursor (4x4)	09/99→11/04	228 / 310		8 x 16	ø 8 x L 16	Perrot -brake 112x		8 x 16	ø 8 x L 16	Perrot -brake 112x
MP 190 E 31 W Cursor (4x4)	09/99→11/04	228 / 310		WIK543	L 1,315	Rockwell -brake		WIK543	L 1,315	Rockwell -brake
MP 190 E 34 W (4x4)	11/99→11/04	254 / 345		CVD622	ø 432 x 45 x 138.5			CVD622	ø 432 x 45 x 138.5	
MP 190 E 35 H Cursor (4x2)	09/99→11/04	259 / 352								
MP 190 E 35 H Cursor (4x2)	09/99→11/04	259 / 352								
MP 190 E 35 W Cursor (4x4)	09/99→11/04	259 / 352								
MP 190 E 35 W Cursor (4x4)	09/99→11/04	259 / 352								
MP 190 E 37 H (4x2)	01/00→11/04	272 / 370								
MP 190 E 37 W (4x4)	11/99→11/04	272 / 370								
MP 190 E 38 W Cursor (4x4)	01/01→11/04	280 / 380								
MP 190 E 38 W Cursor (4x4)	01/01→11/04	280 / 380								
MP 190 E 42 H (4x2)	11/99→11/04	309 / 420								
MP 190 E 44 W Cursor (4x4)	09/00→11/04	324 / 440								
MP 190 E 44 W Cursor (4x4)	09/00→11/04	324 / 440								
MP 190 E 47 W (4x4)	11/99→11/04	345 / 470								
MP 260 E 27 H Cursor (6x4)	11/99→11/04	228 / 310								
MP 260 E 30 W (6x6)	11/99→11/04	221 / 301								
MP 260 E 31 HB Cursor (6x4)	11/99→11/04	228 / 310								
MP 260 E 31 H Cursor (6x4)	09/99→11/04	228 / 310								
MP 260 E 31 H Cursor (6x4)	09/99→11/04	228 / 310								
MP 260 E 34 H (6x4)	11/99→11/04	254 / 345								
MP 260 E 34 W (6x6)	11/99→11/04	254 / 345								
MP 260 E 35 H Cursor (6x4)	01/00→11/04	259 / 352								
MP 260 E 35 H Cursor (6x4)	01/00→11/04	259 / 352								
MP 260 E 35 W Cursor (6x6)	09/99→11/04	259 / 352								
MP 260 E 35 W Cursor (6x6)	09/99→11/04	259 / 352								
MP 260 E 37 W (6x6)	11/99→11/04	272 / 370								
MP 260 E 38 H Cursor (6x4)	01/01→11/04	280 / 380								
MP 260 E 38 H Cursor (6x4)	01/01→11/04	280 / 380								
MP 260 E 38 W Cursor (6x6)	01/01→11/04	280 / 380								
MP 260 E 38 W Cursor (6x6)	01/01→11/04	280 / 380								



kW / hp

**IVECO****IVECO****EuroTrakker 01/93 → 11/04**

MP 380 E 38 H Cursor (6x4)	01/01 → 11/04	280 / 380	CVP020K 29202	[o] 247.7 x 109.7 x 30 Knorr SB 7000		CVP020K 29202	[o] 247.7 x 109.7 x 30 Knorr SB 7000	
			PB242S7141 19343	W 200 x iaL 203,0 x ø 410	Perrot -brake	PB242S7141 19343	W 200 x iaL 203,0 x ø 410	Perrot -brake
			RW36371S7151 19109	W 180 x iaL 195,5 x ø 410	06/03 → brake dim. 410x180	RW36371S7151 19109	W 180 x iaL 195,5 x ø 410	06/03 → brake dim. 410x180
			RW38391S7151 19116	W 200 x iaL 195,5 x ø 410	06/03 → brake dim. 410x200	RW38391S7151 19116	W 200 x iaL 195,5 x ø 410	06/03 → brake dim. 410x200
			RW2932331S7141 19716	W 200 x iaL 195,5 x ø 410	Rockwell -brake	RW2932331S7141 19716	W 200 x iaL 195,5 x ø 410	Rockwell -brake
			8 x 15	ø 8 x L 15	Rockwell -brake 96x	8 x 15	ø 8 x L 15	Rockwell -brake 96x
			8 x 16	ø 8 x L 16	Perrot -brake 112x	8 x 16	ø 8 x L 16	Perrot -brake 112x
			WIK543	L 1,315	Rockwell -brake	WIK543	L 1,315	Rockwell -brake
			CVD622	ø 432 x 45 x 138.5		CVD622	ø 432 x 45 x 138.5	
			CVD668	ø 432 x 45 x 154		CVD668	ø 432 x 45 x 154	

M 06/82 → 12/92

115-17 (4x2)	09/83 → 12/85	124 / 169	FI1241S7121 19918	W 170 x iaL 325 x ø 360		FI1241S7121 19918	W 170 x iaL 325 x ø 360	
115-17 (4x2)	01/86 → 12/91	130 / 177						
115-17 H (4x2)	01/86 → 12/91	130 / 177						
135-17 (4x2)	09/83 → 12/85	124 / 169						
135-17 (4x2)	01/86 → 12/91	130 / 177						
135-17 H (4x2)	01/86 → 12/92	130 / 177						
135-17 T (4x2)	09/83 → 12/85	124 / 169						
135-17 T (4x2)	01/86 → 12/91	130 / 177						
145-17 (4x2)	02/86 → 12/91	130 / 177						
159-17 (4x2)	07/82 → 09/86	124 / 169	CW412S7100 19384	W 177.8 x iaL 189 x ø 381		CW412S7100 19384	W 177.8 x iaL 189 x ø 381	
165-24 R (4x2)	06/82 → 09/86	177 / 241						
165-24 R (6x2)	01/85 → 12/85	177 / 241						
165-24 T (4x2)	06/82 → 09/86	177 / 241	CW412S7141 19384	W 177.8 x iaL 189,1 x ø 381		CW412S7141 19384	W 177.8 x iaL 189,1 x ø 381	
175-17 (4x2)	09/86 → 12/92	130 / 177						
175-24 (4x2)	09/86 → 11/92	176-178 / 239-242						
175-24 T (4x2)	09/86 → 11/92	176-178 / 239-242						

Magirus - Bus 01/80 →

R 106	01/80 →		FI1152S7141 19786	W 200 x iaL 207,2 x ø 410		FI1152S7141 19786	W 200 x iaL 207,2 x ø 410	
-------	---------	--	-----------------------------	---------------------------	--	-----------------------------	---------------------------	--

M - Series → 12/80

159 - 17	12/80		FI1051S7141 17869	W 140 x iaL 197 x ø 420		FI1051S7141 17869	W 140 x iaL 197 x ø 420	
159 - 20	12/80							
165 - 24	12/80							

P/PA Veicolo con cabina arretrata 01/83 → 12/93 → P/PA-Haubenfahrzeuge, Page 54**P/PA Véhicule à cabine semi-avancée 01/83 → 12/93 → P/PA-Haubenfahrzeuge, Page 54****P/PA vehículo con capó 01/83 → 12/93 → P/PA-Haubenfahrzeuge, Page 54****P/PA 12/79 → 12/93**

159-17 H (4x2)	07/82 → 09/86	124 / 169	CW412S7100 19384	W 177.8 x iaL 189 x ø 381		CW412S7100 19384	W 177.8 x iaL 189 x ø 381	
160-23 AH (4x2)	04/84 → 05/89	168 / 228						
160-23 AHW (4x4)	04/84 → 05/89	168 / 228						
160-23 AHW (4x4)	01/85 → 12/85	168 / 228	CW412S7141 19384	W 177.8 x iaL 189,1 x ø 381		CW412S7141 19384	W 177.8 x iaL 189,1 x ø 381	
160-30 AH (4x2)	06/86 → 05/89	225 / 306						
160-30 AH (4x2)	06/86 → 05/89	225 / 306						
160-30 AHW (4x4)	06/86 → 05/89	225 / 306						
170-23 AH (4x2)	04/88 → 12/90	174 / 237						
170-23 AH, 180-23 AH (4x2)	01/91 → 12/93	174 / 237						
170-23 AHW (4x4)	04/88 → 12/90	174 / 237						
170-23 AHW, 180-23 AHW (4x4)	01/91 → 12/93	174 / 237						
170-25 AH (4x2)	03/89 → 12/90	194 / 264						
170-25 AH, 180-25 AH (4x2)	01/91 → 12/93	194 / 264						
170-25 AHW (4x4)	03/89 → 12/90	194 / 264						
170-25 AHW, 180-25 AHW (4x4)	01/91 → 12/93	194 / 264						
170-34 AH (4x2)	04/89 → 12/90	250 / 340						
170-34 AH (4x2)	04/89 → 12/90	250 / 340						
170-34 AH (4x2)	01/91 → 12/93	250 / 340						
170-34 AH, 180-34 AH (4x2)	01/91 → 12/93	250 / 340						
170-34 AHW (4x4)	04/89 → 12/90	250 / 340						
170-34 AHW, 180-34 AHW (4x4)	01/91 → 12/93	250 / 340						
190-25 AH (4x2)	07/83 → 06/86	188 / 256						
190-25 AH (4x2)	07/83 → 06/86	188 / 256						
190-25 AH (4x2)	07/83 → 06/86	188 / 256						
190-25 AHW (4x4)	07/83 → 06/86	188 / 256						
190-25 AHW (4x4)	07/83 → 06/86	188 / 256						
190-30 H (4x2)	04/87 → 12/90	224 / 305						
190-30 H (4x2)	04/87 → 12/90	224 / 305						
190-30 H (4x2)	01/91 → 12/92	224 / 305						
190-30 H (4x2)	01/91 → 12/92	224 / 305						
190-30 HT (4x2)	01/89 → 12/90	224 / 305						
190-30 HT (4x2)	01/90 → 12/92	224 / 305						
190-30 HW (4x4)	04/87 → 12/90	224 / 305						
190-30 HW (4x4)	01/91 → 12/92	224 / 305						







kW / hp







IVECO

IVECO

P/PA  12/79 → 12/93

190-32 AH (4x2)	01/83 → 12/85	235 / 320		CW412S7100 19384	W 177.8 x iaL 189 x ø 381		CW412S7100 19384	W 177.8 x iaL 189 x ø 381
190-32 AH (4x2)	01/83 → 12/85	235 / 320						
190-32 AH (4x2)	01/83 → 12/85	235 / 320		CW412S7141 19384	W 177.8 x iaL 189,1 x ø 381		CW412S7141 19384	W 177.8 x iaL 189,1 x ø 381
190-32 AHW (4x4)	01/83 → 12/85	235 / 320						
190-32 AHW (4x4)	01/83 → 12/85	235 / 320						
260-25 AH (6x4)	03/84 → 06/86	188 / 256						
260-25 AH (6x4)	03/84 → 06/86	188 / 256						
260-25 AH (6x4)	03/84 → 06/86	188 / 256						
260-25 AH (6x4)	04/89 → 12/92	194 / 264						
260-25 AH (6x4)	04/89 → 12/92	194 / 264						
260-25 AHB (6x4)	12/79 → 10/85	162 / 220						
260-25 AHB (6x4)	12/79 → 10/85	162 / 220						
260-25 AHB (6x4)	03/84 → 06/86	188 / 256						
260-25 AHB (6x4)	03/84 → 06/86	188 / 256						
260-25 AHB (6x4)	03/84 → 06/86	188 / 256						
260-25 AHW (6x6)	03/84 → 06/86	188 / 256						
260-25 AHW (6x6)	03/84 → 06/86	188 / 256						
260-30 AH (6x4)	06/86 → 05/90	225 / 306						
260-30 AH (6x4)	06/86 → 05/90	225 / 306						
260-30 AH (6x4)	06/86 → 05/90	225 / 306						
260-30 AHT (6x4)	06/86 → 05/90	225 / 306						
260-30 AHT (6x4)	06/86 → 05/90	225 / 306						
260-30 AHW (6x6)	06/86 → 05/90	225 / 306						
260-30 AHW (6x6)	06/86 → 05/90	225 / 306						
260-32 AH (6x4)	01/83 → 12/85	235 / 320						
260-32 AH (6x4)	01/83 → 12/85	235 / 320						
260-32 AH (6x4)	01/83 → 12/85	235 / 320						
260-32 AHT (6x4)	01/83 → 12/85	235 / 320						
260-32 AHT (6x4)	01/83 → 12/85	235 / 320						
260-32 AHW (6x6)	01/83 → 12/85	235 / 320						
260-32 AHW (6x6)	01/83 → 12/85	235 / 320						
260-34 AH (6x4)	04/89 → 12/90	250 / 340						
260-34 AH (6x4)	04/89 → 12/90	250 / 340						
260-34 AH (6x4)	04/89 → 12/90	250 / 340						
260-34 AH (6x4)	01/91 → 12/92	250 / 340						
260-34 AH (6x4)	01/91 → 12/92	250 / 340						
260-34 AHT (6x4)	04/89 → 12/90	250 / 340						
260-34 AHT (6x4)	04/89 → 12/90	250 / 340						
260-34 AHT (6x4)	01/91 → 12/92	250 / 340						
260-34 AHW (6x6)	01/91 → 12/92	250 / 340						
300-30 AH (8x4/4)	04/87 → 05/89	225 / 306						
300-30 AHB (8x4/4)	04/87 → 05/89	225 / 306						
330-30 H (6x4)	06/84 → 12/90	224 / 305						
330-30 H (6x4)	06/84 → 12/92	224 / 305						
330-30 H (6x4)	01/88 → 12/90	224 / 305						
330-30 H (6x4)	01/91 → 12/92	224 / 305						
330-30 HT (6x4)	01/88 → 12/90	224 / 305						
330-30 HT (6x4)	01/88 → 12/90	224 / 305						
330-30 HT (6x4)	01/88 → 12/92	224 / 305						
330-30 HT (6x4)	01/91 → 12/92	224 / 305						
330-30 HW (6x6)	01/88 → 12/90	224 / 305						
330-30 HW (6x6)	01/88 → 12/90	224 / 305						
330-30 HW (6x6)	01/88 → 12/92	224 / 305						
330-30 HW (6x6)	01/91 → 12/92	224 / 305						
330-36 H (6x4)	01/89 → 12/90	265 / 360						
330-36 H (6x4)	01/89 → 12/90	265 / 360						
330-36 H (6x4)	01/89 → 12/92	265 / 360						
330-36 H (6x4)	01/91 → 12/92	265 / 360						
330-36 HT (6x4)	01/89 → 12/90	265 / 360						
330-36 HT (6x4)	01/89 → 12/90	265 / 360						
330-36 HT (6x4)	01/89 → 12/92	265 / 360						
330-36 HT (6x4)	01/91 → 12/92	265 / 360						
330-36 HW (6x6)	01/89 → 10/90	265 / 360						
330-36 HW (6x6)	01/89 → 10/90	265 / 360						
330-36 HW (6x6)	01/89 → 12/92	265 / 360						
330-36 HW (6x6)	01/91 → 12/92	265 / 360						
340-34 AH (8x4/4)	03/89 → 12/92	250 / 340						

P/PA-Haubenfahrzeuge  01/83 → 12/93

120-13 ANW (4x4)	01/83 → 09/90	96-99 / 131-135		CW412S7100 19384	W 177.8 x iaL 189 x ø 381		CW412S7100 19384	W 177.8 x iaL 189 x ø 381
120-16 ANW, 120-17 ANW (4x4)	01/83 → 11/89	118 / 160		CW412S7141 19384	W 177.8 x iaL 189,1 x ø 381		CW412S7141 19384	W 177.8 x iaL 189,1 x ø 381
150-16 AN (4x2)	01/83 → 12/91	118 / 160						
150-16 ANW (4x4)	01/83 → 12/91	118 / 160						
160-17 AN (4x2)	07/89 → 12/93	124 / 169						
160-17 ANW (4x4)	07/89 → 12/93	124 / 169						
160-23 ANW (4x4)	04/84 → 12/85	168 / 228						
160-23 ANW (4x4)	04/84 → 12/85	168 / 228						
160-23 ANW (4x4)	04/85 → 12/85	168 / 228						
160-23 ANW (4x4)	01/86 → 05/89	168 / 228						
160-23 ANW (4x4)	01/88 → 05/89	168 / 228						
170-23 ANW (4x4)	04/88 → 12/90	174 / 237						
170-23 ANW (4x4)	01/90 → 12/90	174 / 237						
170-23 ANW (4x4)	01/91 → 12/93	174 / 237						
170-23 ANW (4x4)	01/91 → 12/93	174 / 237						
190-25 AN (4x2)	07/83 → 12/86	188 / 256						
190-25 AN (4x2)	07/83 → 12/87	188 / 256						
190-25 AN (4x2)	01/86 → 09/90	188 / 256						
190-25 ANT (4x2)	07/83 → 06/86	188 / 256						
190-25 ANT (4x2)	07/86 → 12/87	188 / 256						
190-25 ANW (4x4)	07/83 → 12/86	188 / 256						
190-25 ANW (4x4)	07/83 → 12/87	188 / 256						
190-25 ANW (4x4)	01/86 → 09/90	188 / 256						
190-30 N (4x2)	04/87 → 12/90	224 / 305						
190-30 N (4x2)	01/91 → 12/93	224 / 305						
190-30 NT (4x2)	04/87 → 12/90	224 / 305						
190-30 NT (4x2)	01/91 → 12/93	224 / 305						
260-25 AN (6x4)	07/83 → 06/86	188 / 256						
260-25 AN (6x4)	07/83 → 06/86	188 / 256						
260-25 ANW (6x6)	07/83 → 06/86	188 / 256						
260-25 ANW (6x6)	07/83 → 06/86	188 / 256						



kW / hp

**IVECO****IVECO****P/PA-Haubenfahrzeuge** **01/83→12/93**

330-30 AN (6x4)	05/86→09/90	225 / 306		CW412S7100	W 177.8 x iaL 189 x ø 381		CW412S7100	W 177.8 x iaL 189 x ø 381
330-30 AN (6x4)	05/86→09/90	225 / 306		19384			19384	
330-30 AN (6x4)	05/86→09/90	225 / 306						
330-30 ANW (6x6)	05/86→09/90	225 / 306		CW412S7141	W 177.8 x iaL 189,1 x ø 381		CW412S7141	W 177.8 x iaL 189,1 x ø 381
330-30 ANW (6x6)	05/86→09/90	225 / 306		19384			19384	
330-30 ANW (6x6)	05/86→09/90	225 / 306						
330-30 N (6x4)	10/87→12/90	224 / 305						
330-30 N (6x4)	10/87→12/90	224 / 305						
330-30 N (6x4)	10/87→12/92	224 / 305						
330-30 N (6x4)	01/91→12/92	224 / 305						
330-30 NW (6x6)	10/87→12/90	224 / 305						
330-30 NW (6x6)	10/87→12/90	224 / 305						
330-30 NW (6x6)	10/87→12/92	224 / 305						
330-30 NW (6x6)	01/91→12/92	224 / 305						

P/PA Bonneted Trucks **01/83→12/93** → **P/PA-Haubenfahrzeuge, Page 54****Stralis** **02/02→**

450S33 T (4x2)	04/12→	243 / 330		CVP020K	[o] 247.7 x 109.7 x 30		CVP020K	[o] 247.7 x 109.7 x 30
450S38 T (4x2)	08/05→	278-280 / 378-381		29202	Knorr SB 7000		29202	Knorr SB 7000
450S42 T (4x2)	08/05→	309 / 420		WIK514	L 282	2x		WIK514
460S36 T (4x2)	04/12→	265 / 360						
490S38 T (4x2)	02/08→	278-280 / 378-381		CVD622	ø 432 x 45 x 138.5			CVD622
490S40 T (4x2)	04/12→	302 / 411						
490S42 T (4x2)	02/08→	309 / 420		CVD668	ø 432 x 45 x 154			CVD668
490S44 T (4x2)	04/12→	323-324 / 439-441						
490S46 T (4x2)	03/10→	338 / 460						
490S48 T (4x2)	04/12→	353 / 480						
500S33 T (6x2)	04/12→	243 / 330						
530S36 T (6x2)	04/12→	265 / 360						
570S38 T (4x2)	08/05→	278-280 / 378-381						
570S42 T (4x2)	08/05→	309 / 420						
570S46 T (4x2)	08/05→	338 / 460						
600S40 T (6x2)	04/12→	302 / 411						
600S44 T (6x2)	04/12→	323-324 / 439-441						
600S48 T (6x2)	04/12→	353 / 480						
600S56 T (6x2)	04/12→	412 / 560						
800S44 TZ (6x4)	08/05→	323-324 / 439-441						
800S46 TZ (6x4)	08/05→	353 / 480						
800S48 TZ (6x4)	04/12→	353 / 480						
800S56 TZ (6x4)	04/12→	412 / 560						
AD 190S30, AT 190S31, AT 190S31 (4x2)	06/03→	218-228 / 296-310						
AD 190S31, AT 190S31 (4x2)	01/13→	228 / 310						
AD 190S33, AT 190S33 (4x2)	12/06→	243 / 330						
AD 190S33, AT 190S33 (4x2)	01/13→	243 / 330						
AD 190S35, AT 190S35, AD 190S36, AT 190S36 (4x2)	06/03→	259-265 / 352-360						
AD 190S36, AT 190S36 (4x2)	01/13→	265 / 360						
AD 190S40, AT 190S40 (4x2)	03/03→	294 / 400						
AD 190S40, AT 190S40 (4x2)	01/13→	294 / 400						
AD 190S42, AT 190S42, AS 190S42 (4x2)	07/06→	309-310 / 420-422						
AD 190S42, AT 190S42, AS 190S42 (4x2)	01/13→	309 / 420						
AD 190S43, AT 190S43 (4x2)	06/03→	316 / 430						
AD 190S45, AT 190S45 (4x2)	12/06→	331 / 450						
AD 190S46, AT 190S46, AS 190S46 (4x2)	01/13→	331-338 / 450-460						
AD 190S46, AT 190S46, AS 190S46 (4x2)	01/13→	338 / 460						
AD 190S48, AT 190S48, AS 190S48 (4x2)	01/13→	353 / 480						
AD 260S30 CNG (6x2/4)	01/13→	220-221 / 299-301						
AD 260S31, AT 260S31 (6x2/2/4)	06/03→	228 / 310						
AD 260S31, AT 260S31 (6x2)	01/13→	228 / 310						
AD 260S31, AT 260S31 (6x2/4)	01/13→	228 / 310						
AD 260S33, AT 260S33 (6x2)	12/06→	243 / 330						
AD 260S33, AT 260S33 (6x2)	01/13→	243 / 330						
AD 260S33, AT 260S33 (6x2/4)	01/13→	243 / 330						
AD 260S35, AT 260S35, AD 260S36, AT 260S36 (6x2/2/4)	06/03→	259-265 / 352-360						
AD 260S36, AT 260S36 (6x2/2/4)	01/13→	265 / 360						
AD 260S36, AT 260S36 (6x2)	01/13→	265 / 360						
AD 260S40, AT 260S40 (6x2)	01/13→	294 / 400						
AD 260S40, AT 260S40 (6x2/4)	01/13→	294 / 400						
AD 260S42, AT 260S42 (4x2)	12/06→	310 / 422						
AD 260S42, AT 260S42 (6x2)	12/06→	310 / 422						
AD 260S42, AT 260S42 (6x2/4)	01/13→	309 / 420						
AD 260S42, AT 260S42, AS 260S42 (6x2)	01/13→	309 / 420						
AD 260S43, AT 260S43 (6x2/2/4)	06/03→	316 / 430						
AD 260S45, AT 260S45 (6x2)	12/06→	331 / 450						
AD 260S46, AT 260S46, AS 260S46 (6x2/2/4)	01/13→	338 / 460						

M
I



kW / hp



IVECO

IVECO

Stralis 02/02 →

AD 260S46, AT 260S46, AS 260S46 (6x2)	01/13→	338 / 460		CVP020K 29202	[o] 247.7 x 109.7 x 30 Knorr SB 7000			CVP020K 29202	[o] 247.7 x 109.7 x 30 Knorr SB 7000	
AD 260S48, AT 260S48, AS 260S48 (6x2)	01/13→	353 / 480		WIK514	L 282	2x		WIK514	L 282	2x
AD 260S48, AT 260S48, AS 260S48 (6x2/4)	01/13→	353 / 480		CVD622	ø 432 x 45 x 138.5			CVD622	ø 432 x 45 x 138.5	
AD 320S36 (8x2/6)	01/13→	265 / 360		CVD668	ø 432 x 45 x 154			CVD668	ø 432 x 45 x 154	
AD 440S33, AT 440S33 (4x2)	12/06→	243 / 330								
AD 440S35, AT 440S35, AD 440S36, AT 440S36 (4x2)	06/03→	259-265 / 352-360								
AD 440S40, AT 440S40 (6x2/4)	06/03→	294 / 400								
AD 440S40, AT 440S40 (4x2)	06/03→	294 / 400								
AD 440S42, AT 440S42 (4x2)	04/06→	310 / 422								
AD 440S42, AT 440S42, AS 440S42 (6x2/4)	01/13→	309 / 420								
AD 440S42, AT 440S42, AS 440S42 (4x2)	01/13→	309 / 420								
AD 440S43, AT 440S43 (4x2)	06/03→	316 / 430								
AD 440S43, AT 440S43 (6x2/4)	06/03→	316 / 430								
AD 440S45, AT 440S45 (4x2)	12/06→	331 / 450								
AD 440S46, AT 440S46, AS 440S46 (4x2)	01/13→	338 / 460								
AD 440S46, AT 440S46, AS 440S46 (6x2/4)	01/13→	338 / 460								
AD 440S48, AT 440S48, AS 440S48 (4x2)	01/13→	353 / 480								
AD 440S48, AT 440S48, AS 440S48 (6x2/4)	01/13→	353 / 480								
AS 190S40 (4x2)	02/02→	294 / 400								
AS 190S43 (4x2)	02/02→	316 / 430								
AS 190S45 (4x2)	12/06→	331 / 450								
AS 190S48 (4x2)	02/02→	353 / 480								
AS 190S50 (4x2)	12/06→	368 / 500								
AS 260S40 (6x2/2/4)	02/02→	294 / 400								
AS 260S43 (6x2/2/4)	02/02→	316 / 430								
AS 260S48 (6x4)	02/02→	353 / 480								
AS 260S48 (6x2/2/4)	02/02→	353 / 480								
AS 260S50 (6x2)	12/06→	368 / 500								
AS 260S50 (6x4)	12/06→	368 / 500								
AS 260S54 (6x4)	02/02→	397 / 540								
AS 260S54 (6x2/4)	02/02→	397 / 540								
AS 260S56 (6x2)	12/06→	412 / 560								
AS 260S56 (6x4)	12/06→	412 / 560								
AS 440S40 (4x2)	02/02→	294 / 400								
AS 440S40 (6x2/4)	02/02→	294 / 400								
AS 440S42, AT 440S42 (6x2)	12/06→	310 / 422								
AS 440S43 (4x2)	02/02→	316 / 430								
AS 440S43 (6x2/4)	02/02→	316 / 430								
AS 440S45 (4x2)	12/06→	331 / 450								
AS 440S45, AT 440S45 (6x4)	12/06→	331 / 450								
AS 440S45, AT 440S45 (6x2)	12/06→	331 / 450								
AS 440S46 (4x2)	12/09→	338 / 460								
AS 440S48 (6x2/4)	02/02→	353 / 480								
AS 440S48 (4x2)	02/02→	353 / 480								
AS 440S48 (6x4)	02/02→	353 / 480								
AS 440S50 (4x2)	12/06→	368 / 500								
AS 440S50, AT 440S50 (6x4)	12/06→	368 / 500								
AS 440S50, AT 440S50 (6x2)	12/06→	368 / 500								
AS 440S54 (6x4)	02/02→	397 / 540								
AS 440S54 (4x2)	02/02→	397 / 540								
AS 440S56 (4x2)	05/06→	412 / 560								
AS 440S56, AT 440S56 (6x4)	12/06→	412 / 560								
AS 440S56, AT 440S56 (6x2)	12/06→	412 / 560								
AT 440S33 CNG (4x2)	01/13→	243 / 330								
AT 440S43 (6x4)	06/03→	316 / 430								
AT 440S46 (6x4)	01/13→	338 / 460								
AT 440S48 (6x4)	01/13→	353 / 480								
AD 190S27, AT 190S27 (4x2)	06/03→	200 / 272		CVP020K 29202	[o] 247.7 x 109.7 x 30 Knorr SB 7000			CVP020K 29202	[o] 247.7 x 109.7 x 30 Knorr SB 7000	
AD 190S27, AT 190S27 (4x2)	04/04→	200 / 272								
AD 190S30 (4x2)	04/04→	218 / 296		WIK514	L 282	2x		WIK514	L 282	2x
AD 190S31, AT 190S31 (4x2)	04/04→	228 / 310		CVD622	ø 432 x 45 x 138.5			CVD622	ø 432 x 45 x 138.5	
AD 190S33, AT 190S33 (4x2)	05/07→	243 / 330								
AD 190S35 (4x2)	04/04→	259 / 352								
AD 190S36, AT 190S36 (4x2)	05/07→	265 / 360								
AD 260S27, AT 260S27 (6x2/2/4)	04/04→	200 / 272								
AD 260S27 CNG, AT 260S27 CNG (6x2/2/4)	01/08→	200 / 272								
AD 260S30, AT 260S30 (6x2/2/4)	04/04→	218 / 296								
AD 260S30, AT 260S30 (6x2/4)	10/05→	218 / 296								
AD 260S31, AT 260S31 (6x2/2/4)	04/04→	228 / 310								
AD 260S33, AT 260S33 (6x2/2/4)	12/06→	243 / 330								
AD 260S33, AT 260S33 (6x2/2/4)	06/07→	243 / 330								
AD 260S35 (6x2/2/4)	04/04→	259 / 352								
AD 260S36, AT 260S36 (6x2/2/4)	07/07→	265 / 360								
AD 260S40, AT 260S40 (6x2/2/4)	06/03→	294 / 400								
AD 260S42, AT 260S42, AS 260S42 (6x2/2/4)	05/07→	310 / 422								
AD 260S45, AT 260S45, AS 260S45 (6x2/2/4)	05/07→	331 / 450								
AD 320S36 (8x2/6)	05/07→	265 / 360								



kW / hp

**IVECO****IVECO****Stralis** **02/02** →

AD 320S42, AT 320S42 (8x2/6)	05/07 →	310 / 422		CVP020K 29202	[o] 247.7 x 109.7 x 30 Knorr SB 7000			CVP020K 29202	[o] 247.7 x 109.7 x 30 Knorr SB 7000	
AD 320S45, AT 320S45, AD 320S46, AT 320S46 (8x2/6)	05/07 →	331 / 450		WIK514	L 282	2x		WIK514	L 282	2x
AD 440S31, AT 440S31 (4x2)	06/03 →	228 / 310		CVD622	ø 432 x 45 x 138.5			CVD622	ø 432 x 45 x 138.5	
AD 440S40, AT 440S40 (6x2/4)	03/03 →	294 / 400								
AS 260S40 (6x2)	05/05 →	294 / 400								
AS 260S43 (6x2)	05/05 →	316 / 430								
AS 260S50 (6x2/2/4)	07/06 →	368 / 500								
AS 260S54 (6x2)	02/02 →	397 / 540								
AS 260S56 (6x2/2/4)	07/06 →	412 / 560								
AS 320S50 (8x2/6)	05/07 →	368 / 500								
AS 440S40 (6x2/4)	02/02 →	294 / 400								
AS 440S42 (4x2)	05/06 →	310 / 420								
AS 440S42 (6x2/4)	07/06 →	310 / 420								
AS 440S48 (6x2/4)	02/02 →	353 / 480								
AS 440S50 (6x2/4)	07/06 →	368 / 500								
AS 440S54 (6x2/4)	02/02 →	397 / 540								
AS 440S54, ES 440S54 (6x2/2/4)	02/02 →	397 / 540								
AS 440S56 (6x2/4)	07/06 →	412 / 560								
AT 440S42 (6x2/4)	07/06 →	310 / 420								
AT 440S43 (6x2)	06/03 →	316 / 430								
AT 440S45 (6x2/4)	07/06 →	331 / 450								
ES 440S48 (4x2)	10/04 →	353 / 480								
ES 440S54 (4x2)	10/04 →	397 / 540								

Strator **04/10** →

ASN 440S42T (4x2)	04/10 →	310 / 420		CVP020K 29202	[o] 247.7 x 109.7 x 30 Knorr SB 7000			CVP020K 29202	[o] 247.7 x 109.7 x 30 Knorr SB 7000	
ASN 440S42TX (6x2/4)	04/10 →	310 / 420		WIK514	L 282	2x		WIK514	L 282	2x
ASN 440S45T (4x2)	04/10 →	331 / 450		CVD622	ø 432 x 45 x 138.5			CVD622	ø 432 x 45 x 138.5	
ASN 440S45TX (6x2/4)	04/10 →	331 / 450								
ASN 440S50T (4x2)	04/10 →	368 / 500								
ASN 440S50TX (6x2/4)	04/10 →	368 / 500								
ASN 440S50TZ (6x4)	04/10 →	368 / 500								
ASN 440S56T (4x2)	04/10 →	412 / 560								
ASN 440S56TX (6x2/4)	04/10 →	412 / 560								
ASN 440S56TZ (6x4)	04/10 →	412 / 560								

Trakker **10/04** →













410T44 (6x4)	02/05 →	324 / 440		CVP020K 29202	[o] 247.7 x 109.7 x 30 Knorr SB 7000			RW38391S7151 19116	W 200 x iaL 195,5 x ø 410	
410T48 (6x4)	02/05 →	353 / 480		WIK514	L 282	2x				
AD 190T31, AT 190T31 (4x2)	10/04 →	228 / 310		CVD622	ø 432 x 45 x 138.5					
AD 190T33, AT 190T33 (4x2)	03/06 →	243 / 330								
AD 190T35, AT 190T36, AT 190T35, AT 190T36 (4x2)	10/04 →	259-265 / 352-360								
AD 190T35, AT 190T35, AD 190T36, AT 190T36 (4x2)	06/05 →	259 / 352								
AD 190T38, AT 190T38 (4x2)	10/04 →	280 / 380								
AD 190T38, AT 190T38 (4x2)	10/04 →	280 / 380								
AD 190T41, AT 190T41 (4x2)	03/06 →	302 / 410								
AD 190T44, AT 190T45, AT 190T44, AT 190T45 (4x2)	10/04 →	324-332 / 440-450								
AD 260T31, AT 260T31 (6x4)	10/04 →	228 / 310								
AD 260T33, AT 260T33, AT 260T33, AT 260T33 (6x4)	03/06 →	243 / 330								
AD 260T35, 260T36, 380T36, AT 260T35, 260T36, 380T36 (6x4)	10/04 →	259-265 / 352-360								
AD 260T38, AT 260T38 / P, AT 260T38 (6x4)	06/05 →	280 / 380								
AD 260T38, AT 260T38	10/04 →	280 / 380								
AD 260T41, AT 260T41, AT 260T41, AT 260T41 (6x4)	03/06 →	302 / 410								
AD 260T44, AT 260T44 / P, AT 260T44 (6x4)	06/05 →	324 / 440								
AD 260T45, AT 260T45, AT 260T45, AT 260T45 (6x4)	03/06 →	332 / 450								
AD 260T50, AT 260T50, AT 260T50, AT 260T50 (6x4)	03/06 →	368 / 500								
AD 340T35, AT 340T35 (8x4/4)	06/05 →	259 / 352								
AD 340T36, AT 340T36 (8x4)	03/06 →	265 / 360								
AD 340T41, AT 340T41 (8x4)	03/06 →	302 / 410								
AD 340T44, AT 340T44 (8x4/4)	06/05 →	324 / 440								
AD 340T45, AT 340T45 (8x4)	03/06 →	332 / 450								
AD 340T50, AT 340T50 (8x4)	03/06 →	368 / 500								
AD 380T35 (6x4)	01/05 →	259 / 352								
AD 380T36 W, AT 380T36 W (6x6)	04/06 →	265 / 360								
AD 380T38 W, AT 380T38 W (6x6)	06/05 →	280 / 380								
AD 380T41, AT 380T41 (6x4)	09/06 →	301 / 410								
AD 380T41 W, AT 380T41 W (6x6)	09/06 →	301 / 410								
AD 400T36 T, AT 400T36 T (4x2)	10/04 →	265 / 360								
AD 400T41 T, AT 400T41 T (4x2)	03/06 →	302 / 410								
AD 400T45 T, AT 400T45 T (4x2)	03/06 →	331 / 450								
AD 400T50 T, AT 400T50 T (4x2)	03/06 →	368 / 500								
AD 410T35 (8x4/4)	02/05 →	259 / 352								
AD 410T36, AT 410T36 (8x4/4)	03/06 →	265 / 360								
AD 410T38 (8x4/4)	02/05 →	280 / 380								
AD 410T38 H (8x4/4)	04/05 →	280 / 380								
AD 410T41, AT 410T41 (8x4)	03/06 →	302 / 410								

I - M



kW / hp

**IVECO****IVECO****Trakker  10/04**

AD 410T44, AT 410T44 (8x4/4)	02/05→	324 / 440		CVP020K 29202	[o] 247.7 x 109.7 x 30 Knorr SB 7000			RW38391S7151 19116		W 200 x iaL 195,5 x ø 410
AD 410T44 W, AT 410T44 W (8x8/4)	06/05→	324 / 440		WIK514	L 282	2x				
AD 410T45, AT 410T45 (8x4)	03/06→	332 / 450								
AD 410T48, AT 410T48 (8x4/4)	02/05→	353 / 480		RW38391S7151 19116		W 200 x iaL 195,5 x ø 410				
AD 410T50, AT 410T50 (8x4)	03/06→	368 / 500								
AD 440T38 T, AT 440T38 T (6x4)	04/05→	280 / 380		CVD622	ø 432 x 45 x 138.5					
AD 440T41 T, AT 440T41 T (6x4)	03/06→	302 / 410								
AD 440T44 B (8x4/4)	06/05→	324 / 440								
AD 440T44 T, AT 440T44 T (6x4)	06/05→	324 / 440								
AD 440T45 T, AT 440T45 T (6x4)	03/06→	331 / 450								
AD 440T50 T, AT 440T50 T (6x4)	03/06→	368 / 500								
AD 720T38 T, AT 720T38 T (6x4)	06/05→	280 / 380								
AD 720T38 WT, AT 720T38 WT (6x6)	06/05→	280 / 380								
AD 720T41 T, AT 720T41 T (6x4)	03/06→	302 / 410								
AD 720T44 T, AT 720T44 T (6x4)	06/05→	324 / 440								
AD 720T44 WT, AT 720T44 WT (6x6)	06/05→	324 / 440								
AD 720T45 T, AT 720T45 T (6x4)	03/06→	331 / 450								
AD 720T48 T, AT 720T48 T (6x4)	06/05→	353 / 480								
AD 720T50 T, AT 720T50 T, AT 720T50 TP (6x4)	03/06→	368 / 500								
AT 340T38 (8x4/4)	03/05→	280 / 380								
AT 340T38 W (8x8/4)	09/05→	280 / 380								
AT 400T42 TH (4x2)	06/05→	309 / 420								
AT 720T42 T (6x4)	04/05→	309 / 420								
AT 720T42 WT (6x6)	06/05→	309 / 420								
740T44T (6x4)	02/05→	324 / 440		CVP020K 29202	[o] 247.7 x 109.7 x 30 Knorr SB 7000			RW38391S7151 19116		W 200 x iaL 195,5 x ø 410
740T48T (6x4)	02/05→	353 / 480								
AD 190T27, AT 190T27 (4x2)	06/05→	200 / 272		WIK514	L 282					
AD 190T35 W, AT 190T35 W, AT 190T36 W, AT 190T36 W (4x4)	01/05→	259-265 / 352-360		CVD622	ø 432 x 45 x 138.5					
AD 190T38 W, AT 190T38 W (4x4)	06/05→	280 / 380								
AD 190T44, AT 190T44, AD 19T45, AT 190T45 (4x2)	06/05→	324 / 440								
AD 190T44 W, AT 190T44 W, AT 190T45W, AT 190T45W (4x4)	06/05→	324-331 / 440-450								
AD 260T31, AT 260T31 (6x4)	10/04→	228 / 310								
AD 260T31 B (6x4)	06/05→	228 / 310								
AD 260T33 B (6x4)	07/07→	243 / 330								
AD 260T35, AT 260T35 (6x4)	10/04→	259-265 / 352-360								
AD 260T35 B (6x4)	06/05→	259 / 352								
AD 260T35 W, AT 260T35 W (6x6)	06/05→	259 / 352								
AD 260T36, AT 260T36 (6x4)	03/06→	265 / 360								
AD 260T36 B (6x4)	07/07→	265 / 360								
AD 260T38 B (6x4)	06/05→	280 / 380								
AD 260T38 W, AT 260T38 W (6x6)	06/05→	280 / 380								
AD 260T44 W, AT 260T44 W (6x6)	06/05→	324 / 440								
AD 260T48, AT 260T48 (6x4)	06/05→	353 / 480								
AD 340T35 B, AT 340T35 B (8x4/4)	06/05→	259 / 352								
AD 340T36, AT 340T36 (8x4/4)	07/07→	265 / 360								
AD 340T36 B (8x4/4)	06/06→	265 / 360								
AD 340T38 B, AT 34T38 B (8x4/4)	06/05→	280 / 380								
AD 340T41, AT 340T41 (8x4/4)	06/06→	301 / 410								
AD 340T41 B (8x4/4)	06/06→	301 / 410								
AD 340T44 B, AT 340T44 B (8x4/4)	06/05→	324 / 440								
AD 340T45, AT 340T45 /P, AT 340T45, AT 34T45 /P (8x4/4)	06/06→	332 / 450								
AD 340T45 B (8x4/4)	06/06→	332 / 450								
AD 380T38, AT 380T38 (6x4)	01/05→	280 / 380								
AD 380T38 B (6x4)	06/05→	280 / 380								
AD 380T42 W (6x6)	01/05→	309 / 420								
AD 380T44, AT 380T44 (6x4)	06/05→	324 / 440								
AD 380T44 B (6x4)	06/05→	324 / 440								
AD 380T44 W, AT 380T44 W (6x6)	06/05→	324 / 440								
AD 380T45 W, AT 380T45 W (6x6)	09/06→	331 / 450								
AD 380T48, AT 380T48 (6x4)	06/05→	353 / 480								
AD 380T50, AT 380T50 (6x4)	03/07→	368 / 500								
AD 400T35 T, AT 400T35 T (4x2)	06/05→	259 / 352								
AD 400T38 T, AT 400T38 T (4x2)	06/05→	280 / 380								






























I - M





kW / hp

**IVECO****IVECO****Trakker  10/04 →**

AD 400T38 WT, AT 400T38 WT (4x4)	06/05 →	280 / 380		CVP020K 29202	[o] 247.7 x 109.7 x 30 Knorr SB 7000		RW38391S7151 19116		W 200 x iaL 195,5 x ø 410	
AD 400T44 T, AT 400T44 T (4x2)	06/05 →	324 / 440		WIK514	L 282					
AD 400T44 WT, AT 400T44 WT (4x4)	06/05 →	324 / 440		CVD622	ø 432 x 45 x 138.5					
AD 410T38 B, AT 410T38 B (8x4/4)	06/05 →	280 / 380								
AD 410T41, AT 410T41 (8x4/4)	06/06 →	301 / 410								
AD 410T44 B, AT 410T44 B (8x4/4)	06/05 →	324 / 440								
AD 410T45, AT 410T45 (8x4/4)	06/06 →	332 / 450								
AD 410T45 W (8x8/4)	07/07 →	332 / 450								
AD 410T48 B, AT 410T48 B (8x4/4)	06/05 →	353 / 480								
AD 410T50, AT 410T50 (8x4/4)	06/06 →	368 / 500								
AT 410T54 T (8x4/4)	01/05 →	397 / 540								
AD 180T27 W, AT 180T27 W (4x4)	06/05 →	200 / 272		RW36371S7151 19109	W 180 x iaL 195,5 x ø 410		RW36371S7151 19109		W 180 x iaL 195,5 x ø 410	
AD 190T31, AT 190T31 (4x2)	10/04 →	228 / 310								
AD 190T31 W, AT 190T31 W (4x4)	06/05 →	228 / 310								
AD 190T31 W, AT 190T31 W (4x4)	10/04 →	228 / 310		RW36371S7151 19109	W 180 x iaL 195,5 x ø 410		RW36371S7151 19109		W 180 x iaL 195,5 x ø 410	
AD 190T33 W, AT 190T33 W (4x4)	03/06 →	243 / 330		RW38391S7151 19116			RW38391S7151 19116		W 200 x iaL 195,5 x ø 410	
AD 190T35 W, AD 190T36 W, AT 190T35 W, AT 190T36 W (4x4)	10/04 →	259-265 / 352-360								
AD 190T38 W, AT 190T38 W (4x4)	10/04 →	280 / 380								
AD 190T41 W, AT 190T41 W (4x4)	03/06 →	302 / 410								
AD 190T44 W, AD 190T45 W, AT 190T44 W, AD 190T45 W (4x4)	10/04 →	324-332 / 440-450								
AD 260T36 W, AD 380T36 W, AT 260T36 W, AT 380T36 W (6x6)	10/04 →	265 / 360								
AD 260T41 W, AD 380T41 W, AT 260T41 W, AT 380T41 W (6x6)	03/06 →	302 / 410								
AD 260T45 W, AD 380T45 W, AT 260T45 W, AT 380T45 W (6x6)	03/06 →	332 / 450								
AD 400T41 WT, AT 400T41 WT (4x4)	03/06 →	302 / 410								
AD 400T45 WT, AT 400T45 WT (4x4)	03/06 →	332 / 450								
AD 410T45 W (8x8)	03/06 →	332 / 450								
AD 720T41 WT, AT 720T41 WT (6x6)	03/06 →	302 / 410								
AD 720T45 WT, AT 720T45 WT (6x6)	03/06 →	331 / 450								
AD 190T31 W, AT 190T31 W (4x4)	01/13 →	228 / 310		RW38391S7151 19116			RW38391S7151 19116		W 200 x iaL 195,5 x ø 410	
AD 190T33 W, AT 190T33 W (4x4)	01/13 →	243 / 330								
AD 190T36 W, AT 190T36 W (4x4)	01/13 →	265 / 360								
AD 190T45, AT 190T45 (4x2)	01/13 →	331 / 450								
AD 190T45, AT 190T45 (4x4)	01/13 →	331 / 450								
AD 190T45 W, AT 190T45 W (4x4)	01/13 →	331 / 450								
AD 380T41 W, AT 380T41 W (6x6)	01/13 →	301 / 410								
AD 190T33, AT 190T33 (4x2)	01/13 →	243 / 330		CVP020KHD 29202	[o] 247.7 x 109.7 x 30 Knorr SB 7000		RW38391S7151 19116		W 200 x iaL 195,5 x ø 410	
AD 190T36, AT 190T36 (4x2)	01/13 →	265 / 360								
AD 260T33, AT 260T33 (6x4)	01/13 →	243 / 330								
AD 260T36, AT 260T36 (6x4)	01/13 →	265 / 360								
AD 340T36, AT 340T36 (8x4/4)	01/13 →	265 / 360								
AD 380T41, AT 380T41 (6x4)	01/13 →	301 / 410		WIK514	L 282					
AD 380T45, AT 380T45 (6x4)	01/13 →	331 / 450								
AD 380T45 W, AT 380T45 W (6x6)	01/13 →	331 / 450		CVD622	ø 432 x 45 x 138.5					
AD 380T45 W, AT 380T45 W (6x4)	01/13 →	331 / 450								
AD 400T36 T, AT 400T36 T (4x2)	01/13 →	265 / 360								
TurboStar  07/84 → 12/93										
190-33 (4x2)	07/84 → 09/86	243 / 330		CW412S7100 19384	W 177.8 x iaL 189 x ø 381		CW412S7100 19384		W 177.8 x iaL 189 x ø 381	
190-33 (4x2)	10/86 → 05/87	243 / 330								
190-33 P (6x2)	01/86 → 12/87	243 / 330								
190-33 T (4x2)	07/84 → 09/86	243 / 330		CW412S7141 19384			CW412S7141 19384		W 177.8 x iaL 189,1 x ø 381	
190-33 T (4x2)	10/86 → 05/87	243 / 330								
190-36 (4x2)	07/87 → 06/90	265 / 360								
190-36 (4x2)	07/90 → 12/93	277 / 377								
190-36 P (6x2)	07/87 → 06/90	265 / 360								
190-36 P (6x2)	07/90 → 12/93	277 / 377								
190-36 T (4x2)	07/87 → 06/90	265 / 360								
190-36 T (4x2)	07/90 → 12/93	277 / 377								
190-42 (4x2)	07/84 → 09/86	309 / 420								
190-42 (4x2)	10/86 → 12/90	309 / 420								
190-42 T (4x2)	07/84 → 09/86	309 / 420								
190-42 T (4x2)	10/86 → 12/90	309 / 420								
190-48 (4x2)	03/89 → 03/91	350 / 476								

I - M



kW / hp

**IVECO****IVECO****TurboStar** **07/84→12/93**

190-48 (4x2)	04/91→12/93	350 / 476		CW412S7100 19384	W 177.8 x iaL 189 x ø 381		CW412S7100 19384	W 177.8 x iaL 189 x ø 381
190-48 T (4x2)	03/89→03/91	350 / 476		CW412S7141 19384	W 177.8 x iaL 189,1 x ø 381		CW412S7141 19384	W 177.8 x iaL 189,1 x ø 381

TurboTech **01/90→12/92**

190-26 (4x2)	01/90→12/92	191 / 260		CW412S7100 19384	W 177.8 x iaL 189 x ø 381		CW412S7100 19384	W 177.8 x iaL 189 x ø 381
190-26 T (4x2)	01/90→12/92	191 / 260		CW412S7141 19384	W 177.8 x iaL 189,1 x ø 381		CW412S7141 19384	W 177.8 x iaL 189,1 x ø 381
190-32 (4x2)	01/90→12/92	234 / 318						
190-32 T (4x2)	01/90→12/92	234 / 318						
190-36 (4x2)	01/90→12/92	277 / 377						
190-36 T (4x2)	01/90→12/92	277 / 377						
220-36 PT (6x2)	01/90→12/92	277 / 377						
240-36 P (6x2)	01/90→12/92	277 / 377						

Zeta - Series **01/78→12/90**

79-12	01/82→12/83			SY202261S7141 17088	W 120 x iaL 288,0 x ø 325		SY202261S7141 17088	W 120 x iaL 288,0 x ø 325
79-13	01/82→12/83			6 x 12	ø 6 x L 12		6 x 12	ø 6 x L 12
80-13 Turbo	01/83→12/88	99 / 135		SA28292S7115 17827	W 120 x iaL 251,3 x ø 325		SA30312S7115 19620	W 150 x iaL 209,4 x ø 325
80-16 Turbo	01/83→12/88	124 / 169						
90-13 Turbo	01/83→12/88	99 / 135						
80 F 13	01/78→12/90	99 / 135					6 x 12	ø 6 x L 12

Zeta **01/79→12/92**

109-14 (4x2)	06/83→12/85	99 / 135		6 x 12	ø 6 x L 12	48x		6 x 12	ø 6 x L 12	52x
109-14 H (4x2)	06/83→12/85	99 / 135								
95-14 (4x2)	07/83→10/85	99 / 135								
95-14 H (4x2)	07/83→10/85	99 / 135								
109-14 (4x2)	11/85→03/91	101-102 / 137-139		CVP019 29067	[o] 176 x 78 x 22 Meritor			6 x 12	ø 6 x L 12	52x
109-14 H (4x2)	11/85→03/91	101-102 / 137-139		CVD523	ø 322 x 30 x 129					
95-14 (4x2)	11/85→03/91	101 / 137								
95-14 H (4x2)	11/85→03/91	101 / 137								
50-10 (4x2)	01/79→12/86	74 / 101		F11201211S7141 17924	W 100 x iaL 248,7 x ø 325			F11201211S7141 17924	W 100 x iaL 248,7 x ø 325	
50-10 H (4x2)	01/79→12/86	74 / 101								
50-10 V (4x2)	01/79→12/86	74 / 101								
50-8 (4x2)	01/83→12/86	63 / 86		6 x 12	ø 6 x L 12	52x		6 x 12	ø 6 x L 12	52x
50-8 H (4x2)	01/83→12/86	63 / 86								
50-8 V (4x2)	01/83→12/86	63 / 86								
50-9 (4x2)	01/87→03/91	65 / 88								
50-9 H (4x2)	01/87→03/91	65 / 88								
50-9 V (4x2)	01/87→03/91	65 / 88								
60-10 (4x2)	11/79→12/86	74 / 101								
60-10 H (4x2)	11/79→12/86	74 / 101								
60-10 V (4x2)	11/79→12/86	74 / 101								
60-8 (4x2)	11/79→12/81	63 / 86								
60-8 (4x2)	11/79→12/82	63 / 86								
60-8 (4x2)	11/79→12/83	63 / 86								
65-10 (4x2)	11/79→01/87	74 / 101								
65-10 H (4x2)	11/79→01/87	74 / 101								
65-10 V (4x2)	11/79→01/87	74 / 101								
79-13 (4x2)	11/79→12/83	96 / 131								
79-13 (4x2)	11/79→12/83	96 / 131								
79-13 (4x2)	11/79→12/83	96 / 131								
A 60-10 (4x2)	11/79→06/88	73 / 99								
A 60-9 (4x2)	09/88→12/92	65 / 88								
A 70-12 (4x2)	01/83→01/85	84 / 114								
A 70-14 (4x2)	05/88→12/92	101-102 / 137-139								
60-11 (4x2)	01/87→03/91	74 / 101		CVP019 29067	[o] 176 x 78 x 22 Meritor	Lucas-brake		SY202261S7141 17088	W 120 x iaL 288,0 x ø 325	
60-11 V (4x2)	01/87→03/91	74 / 101								
65-12 (4x2)	01/87→03/91	85 / 116		CVP027 29017	[+] 191 x 87 x 23 Wabco 456 F--	Perrot-brake		6 x 12	ø 6 x L 12	
65-12 H (4x2)	01/87→03/91	85 / 116								
65-12 V (4x2)	01/87→03/91	85 / 116								
65-9 (4x2)	01/87→03/91	65 / 88		CVD507	ø 315 x 26 x 118					
79-12 (4x2)	01/87→03/91	85 / 116								
79-12 H (4x2)	01/87→03/91	85 / 116								
79-12 H (4x2)	01/87→03/91	85 / 116								
79-12 V (4x2)	01/87→03/91	85 / 116								
79-12 V (4x2)	01/87→03/91	85 / 116								
79-14 (4x2)	12/85→03/91	101 / 137								
79-14 (4x2)	12/85→03/91	101 / 137								
79-14 H (4x2)	12/85→03/91	101 / 137								
79-14 H (4x2)	12/85→03/91	101 / 137								
79-14 V (4x2)	12/85→03/91	101 / 137								
79-14 V (4x2)	12/85→03/91	101 / 137								
79-10 (4x2)	01/83→01/87	74 / 101		CVP003 29017	[-] 191 x 87 x 23 Wabco 456 F--			SY202261S7141 17088	W 120 x iaL 288,0 x ø 325	
79-10 H (4x2)	01/83→01/87	74 / 101								
79-10 H (4x2)	01/83→01/87	74 / 101								
79-10 V (4x2)	01/83→01/87	74 / 101		CVD507	ø 315 x 26 x 118			6 x 12	ø 6 x L 12	
79-10 V (4x2)	01/83→01/87	74 / 101								
79-14 (4x2)	01/83→11/85	99 / 135								
79-14 (4x2)	01/83→11/85	99 / 135								
79-14 H (4x2)	01/83→11/85	99 / 135								
79-14 H (4x2)	01/83→11/85	99 / 135								
79-14 V (4x2)	01/83→11/85	99 / 135								
79-14 V (4x2)	01/83→11/85	99 / 135								



kW / hp

**JELCZ****JELCZ**

Libero 01/06 →

M038C

01/06 →

CVP032K
29285[o] 175,5 x 85,6 x 26
Wabco PAN 17 **CVP032K**
29285[o] 175,5 x 85,6 x 26
Wabco PAN 17**KAESSBOHRER****KAESSBOHRER**

300,0x200,0

BC801S7340
19574 **SJ22231S7340**
19515

400,0x200,0

BC90911S7340
19166

W 200 x iaL 204,2 x ø 400

ø 8 x L 18

80x

400,0x80,0

ø 8 x L 18

40x

420,0x180,0

BC361S7340
19032

420,0x200,0

BC371S7340
19094**KAMAZ****KAMAZ**

LCV 05/06 →

4307 (4x2)

05/06 →

103 / 140

CVP035K
29183173,6 x 84 x 34
Knorr SB 5000 **CVP035K**
29183173,6 x 84 x 34
Knorr SB 5000**KAROSA****KAROSA**

420,0x120,0

ø 8 x L 18

64x

420,0x150,0

ø 8 x L 18

64x

420,0x180,0

ø 8 x L 18

64x
96x optional

930 01/97 →

B 930

01/97 →

CVP020KPSV
29087[o] 247,7 x 109,7 x 30
Knorr SB 7000 **WIK515**

L 282

Agora 01/97 →

Agora (4x2)

01/97 →

180 / 245

CVP013K
29030[o] 249,6 x 118,4 x 28,2
Meritor D-3 **WIK507**

L 365

2x

KNORR BREMSE**KNORR BREMSE**

2 V 20

CVP319
29498179 x 103 x 20
Knorr 2V20

K 85

CVP338
29747139,5 x 121 x 32,5
Knorr K 85 **CVD527**

ø 406 x 48 x 175

SB 5000 (MB)

CVP035K
29183173,6 x 84 x 34
Knorr SB 5000

SB 6000 (Buses)

CVP036K
29095[o] 210,7 x 92,5 x 30
Knorr SB 6000 **CVD643**

ø 377 x 45 x 139

SB 6000 (Iveco)

CVP036K
29095[o] 210,7 x 92,5 x 30
Knorr SB 6000 **CVD643**

ø 377 x 45 x 139



kW / hp

**KNORR BREMSE****KNORR BREMSE****SB 6000 (MAN)**
CVPO36K
29095[o] 210.7 x 92.5 x 30
Knorr SB 6000
CVPO82K
29095[o] 210.7 x 92.5 x 30
Knorr SB 6000
CVD643

ø 377 x 45 x 139

SB 6000 (MB)
CVPO36K
29095[o] 210.7 x 92.5 x 30
Knorr SB 6000
CVD643

ø 377 x 45 x 139

SB 7000 (Buses)
CVPO20KPSV
29087[o] 247.7 x 109.7 x 30
Knorr SB 7000**SB 7000 (DAF)**
CVPO20K
29202[o] 247.7 x 109.7 x 30
Knorr SB 7000**SB 7000 (Iveco)**
CVPO83K
29196[o] 247.6 x 107.6 x 30
Knorr SB 7000**SB 7000 (Iveco, MAN, MB, Scania)**
CVPO20K
29202[o] 247.7 x 109.7 x 30
Knorr SB 7000

SB 7000 -brake

SB 7000 (ProTecS)
CVPO20KPSV
29087[o] 247.7 x 109.7 x 30
Knorr SB 7000**SB 7000 (ProTecS) (TRUCK)**
CVPO20K
29202[o] 247.7 x 109.7 x 30
Knorr SB 7000**SB 7000 (Traileraxles)**
CVPO20K
29202[o] 247.7 x 109.7 x 30
Knorr SB 7000**SB 7000 (TRUCK)**
CVPO20K
29202[o] 247.7 x 109.7 x 30
Knorr SB 7000**SK 7 (BPW)**
CVPO94K
29308[o] 210.9 x 108.3 x 30
Knorr SK 7

Grey Cast Iron

SN 6 (BPW)
CVPO92K
29306[o] 210.9 x 92.5 x 30
Knorr SN 6

Grey Cast Iron

SN 7 (BPW)
CVPO93K
29307[o] 247.7 x 109.7 x 30
Knorr SN 7

Grey Cast Iron

KNOTT**KNOTT****400,0x80,0**
8 x 18

ø 8 x L 18

40x

420,0x160,0
BC351S7340
19200

W 160 x iaL 203,7 x ø 420

420,0x180,0
BC361S7340
19032

W 180 x iaL 203,7 x ø 420

LAG**LAG****300,0x200,0 (SAF-Axle)**
SJ22231S7340
19515

W 200 x iaL 129,2 x ø 300

419,0x219,1 (ROR-Axle)
FU452S7329
19369

W 219.1 x iaL 196,6 x ø 419

420,0x200,0 (BPW-Axle)
BC371S7340
19094

W 200 x iaL 203,7 x ø 420

LECINENA**LECINENA****311,0x190,5**
RW9132S7340
19604

W 190.5 x iaL 126,6 x ø 311

L 10

ø 6.35 x L 15.9

80x



kW / hp

**LECINENA****LECINENA**

410,0x200,0

**PD341S7340**
19879

W 200 x iaL 162,3 x ø 410

420,0x200,0

**BC371S7340**
19094

W 200 x iaL 203,7 x ø 420

LECITRAILER**LECITRAILER**

311,0x190,5

**RW9132S7340**
19604

W 190,5 x iaL 126,6 x ø 311

**L 10**

ø 6,35 x L 15,9

80x

410,0x200,0

**PD341S7340**
19879

W 200 x iaL 162,3 x ø 410

420,0x200,0

**BC371S7340**
19094

W 200 x iaL 203,7 x ø 420

LEYLAND**LEYLAND****Swift 01/85→12/90**

Swift SD 01/85→12/90

**CVP003**
29017[-] 191 x 87 x 23
Wabco 456 F-**MP39401S7115**
17900

W 146,5 x iaL 301,1 x ø 325

**CVD505**

ø 312 x 30 x 137

Swift SD 01/91→

**CVP338**
29747139,5 x 121 x 32,5
Knorr K 85**MP39401S7115**
17900

W 146,5 x iaL 301,1 x ø 325

**CVD505**

ø 312 x 30 x 137

LEYLAND-DAF**LEYLAND-DAF****45 - 100 Series 01/90→12/92**

FA 50.150 Freighters 01/90→12/92

**LE541S7115**
17132

W 127 x iaL 380 x ø 387

45 - Series 01/91→

FA 45.120 01/91→

FA 45.130 01/91→

**CVP003**
29017[-] 191 x 87 x 23
Wabco 456 F-**MP37381S7115**
15817

W 96,5 x iaL 301,1 x ø 325

**CVP027**
29017[+] 191 x 87 x 23
Wabco 456 F-**CVD506**

ø 315 x 26 x 121

FA 45.150 01/91→

FA 45.160 01/91→

**CVP003**
29017[-] 191 x 87 x 23
Wabco 456 F-**MP39401S7100**
17900

W 146,5 x iaL 301,1 x ø 325

**CVP027**
29017[+] 191 x 87 x 23
Wabco 456 F-**MP39401S7115**
17900

W 146,5 x iaL 301,1 x ø 325

**CVD505**

ø 312 x 30 x 137

50 - Series 01/90→

FA 50.130 01/90→

FA 50.130 Roadsweeper 01/90→

FA 50.150 01/90→

FA 50.160 01/90→

**PB221S7115**
19503

W 170 x iaL 314,4 x ø 360 01/92→

**GG1861871S7121**
17932

W 127,2 x iaL 344 x ø 330

→12/91

**PB221S7121**
19503

W 170 x iaL 314,4 x ø 360 01/92→

**PB221S7115**
19503

W 170 x iaL 314,4 x ø 360 01/92→

**PB221S7121**
19503

W 170 x iaL 314,4 x ø 360 01/92→

80 - Series 01/90→

FAD 80.250 (8x4) 01/91→

FAD 80.260 (8x4) 01/91→

FAD 80.270 (8x4) 01/91→

FAD 80.300 (8x4) 01/91→

FAD 80.330 (8x4) 01/91→

FAT 80.260 (6x4) 01/91→

FTG 80.330 (6x2) 01/91→

FT 80.300 01/90→

FT 80.330 01/90→

**RW251S7141**
19542

W 200 x iaL 182,5 x ø 381

**RW251S7141**
19542

W 200 x iaL 182,5 x ø 381

**RW251S7141**
19542

W 200 x iaL 182,5 x ø 381

01/92→

**RW251S7141**
19542

W 200 x iaL 182,5 x ø 381

01/92→

Blue Line 01/72→12/81

Buffalo 2 4BU11A 01/80→12/81

Buffalo 2BU51, 3ZTR 01/73→12/81

Buffalo 2 BUL12 01/80→12/81

Buffalo 3BU51 for Drawbar
Trai 01/72→12/81

Buffalo 3 BUL11 01/76→12/80

Buffalo 3 BUL12 01/77→12/79

Lynx LX50, 26TR 01/72→12/80

Marathon 2 MTC34 01/78→12/81

Marathon 2 MTC38, MTR38 01/80→12/81

Marathon 2 MTL38 01/78→12/80

Marathon 2 MTL44 01/79→12/81

**GG1421S7100**
19371

W 202 x iaL 358 x ø 394

**GG1421S7115**
19371

W 202 x iaL 358 x ø 394

**L 9**

ø 6,35 x L 14,29

72x



kW / hp




**LEYLAND-DAF****LEYLAND-DAF****FG & WF Models - 550 FG  01/70→12/82**

550 FG	01/70→12/82	 AT261S7242 13066	W 56 x iaL 367 x ø 305				
--------	-------------	---	------------------------	--	--	--	--

FG & WF Models - 600 WF  01/70→12/80

600 WF	01/70→12/80	 AT261S7242 13066	W 56 x iaL 367 x ø 305				
--------	-------------	---	------------------------	--	--	--	--

Leopard Series  01/73→

Leopard (Optional Brakes)	01/73→				 GG1421S7100 19371	W 202 x iaL 358 x ø 394	
					 GG1421S7115 19371	W 202 x iaL 358 x ø 394	
				 L 9		ø 6.35 x L 14.29	72x

Lynx Series - Lynx  01/84→

Lynx	01/84→	 LE691S7119 19662	W 153 x iaL 344 x ø 394		 LE602S7119 19066	 W 203 x iaL 346 x ø 394	
------	--------	---	-------------------------	--	---	---	--



National Bus Series  01/75→

National Bus	01/75→	 LE691S7119 19662	W 153 x iaL 344 x ø 394		 LE602S7119 19066	 W 203 x iaL 346 x ø 394	
--------------	--------	---	-------------------------	--	---	---	--










National Bus Series  01/77→

Olympian	01/77→	 LE691S7119 19662	W 153 x iaL 344 x ø 394		 LE602S7119 19066	 W 203 x iaL 346 x ø 394	
----------	--------	---	-------------------------	--	---	---	--

Red Line  01/67→12/86

Contractor (6x4)	01/67→12/78	 CS641S7119 19745	W 202.6 x iaL 157 x ø 394				
Contractor (6x4)	01/79→12/86		 L 10	ø 6.35 x L 15.9	96x		






Roadrunner  01/86→12/91

10.12	01/86→12/91	 CVP003 29017	[-] 191 x 87 x 23 Wabco 456 F--		 MP39401S7100 17900	W 146.5 x iaL 301,1 x ø 325		
10.13	01/86→12/91		 CVP027 29017	[+] 191 x 87 x 23 Wabco 456 F--		 MP39401S7115 17900	W 146.5 x iaL 301,1 x ø 325	
10.15	01/86→12/91		 CVD505	ø 312 x 30 x 137				
6.10	01/86→12/91	 CVP003 29017	[-] 191 x 87 x 23 Wabco 456 F--		 MP37381S7115 15817	W 96.5 x iaL 301,1 x ø 325		
6.12	01/86→12/91		 CVP027 29017	[+] 191 x 87 x 23 Wabco 456 F--				
6.13	01/86→12/91							
6.15	01/86→12/91							
8.10	01/86→12/91							
8.12	01/86→12/91	 CVD506	ø 315 x 26 x 121					
8.13	01/86→12/91							
8.15	01/86→12/91							

Royal Tiger Series  01/81→

Royal Tiger Doyen	01/81→	 LE691S7119 19662	W 153 x iaL 344 x ø 394		 LE602S7119 19066	 W 203 x iaL 346 x ø 394	
-------------------	--------	---	-------------------------	--	---	---	--



T 45-Series  01/81→12/90

11.11	01/82→12/90				 GG1861871S7121 17932	W 127.2 x iaL 344 x ø 330		
11.14	01/82→12/90							
11.15	01/87→12/90							
16.18	01/81→12/90	 GG1421S7100 19371			 GG1421S7115 19371	W 202 x iaL 358 x ø 394		
16.21	01/81→12/90							
16.23 incl. Drawbar	01/81→12/90			 L 9		ø 6.35 x L 14.29	72x	
Cruiser 16.26	01/84→12/90			 LE721S242AF 19015		W 203 x iaL 416 x ø 406		






Terrier Series  01/72→12/84

TR 950	01/72→12/84	 LH942S7141 17940	W 102 x iaL 318 x ø 330		 CVP037K 29277	249.5 x 111.2 x 29.2 Meritor D-DUCO	
--------	-------------	---	-------------------------	--	--	--	--


Tiger Series  01/81→

Tiger 245, Coach	01/81→	 LE691S7119 19662	W 153 x iaL 344 x ø 394		 LE602S7119 19066	 W 203 x iaL 346 x ø 394	
------------------	--------	---	-------------------------	--	---	---	--

Victory Series  01/73→

Victory 1 & 2	01/73→	 GG921S7100 19111	W 178 x iaL 357,7 x ø 394		 GG1421S7100 19371	W 202 x iaL 358 x ø 394	
			 GG921S7115 19111	W 178 x iaL 357,7 x ø 394			 GG1421S7115 19371
				 L 9		ø 6.35 x L 14.29	72x

LIAZ**LIAZ****420,0x120,0 **

				 8 x 18		ø 8 x L 18	64x
--	--	--	--	--	--	------------	-----

420,0x150,0 

				 8 x 18		ø 8 x L 18	64x
--	--	--	--	--	--	------------	-----



kW / hp

**LIAZ****LIAZ**

420,0x180,0



8 x 18

ø 8 x L 18

64x

LOHR**LOHR**

419,0x203,0

RW121S7329
19365

W 203.2 x iaL 194,6 x ø 419

MAN**MAN****14 t - Series 01/78→12/90**

14.192	01/84→12/88	141 / 192		MP291S7100 17682	W 123 x iaL 178,0 x ø 410		MP322S7100 19495	W 183 x iaL 178,0 x ø 410	
				MP291S7115 17682	W 123 x iaL 178,0 x ø 410		8 x 18	ø 8 x L 18	64x
14.220	01/78→12/90	162 / 220		MP302S7100 17238	W 143 x iaL 178 x ø 410		MP322S7100 19495	W 183 x iaL 178,0 x ø 410	
14.240	01/78→12/90	177 / 240		MP302S7115 17238	W 143 x iaL 178,0 x ø 410		MP362S7100 19496	W 223 x iaL 178,0 x ø 410	optional
							8 x 18	ø 8 x L 18	64x

15 t - Series 01/82→12/89

15.220	01/82→12/89	162 / 220		MP312S7115 19494	W 163 x iaL 178,0 x ø 410		MP322S7100 19495	W 183 x iaL 178,0 x ø 410	
15.240	01/82→12/89	177 / 240					MP362S7100 19496	W 223 x iaL 178,0 x ø 410	optional
							8 x 18	ø 8 x L 18	64x

16 t - Series 01/79→12/89

16.240	01/79→12/89	177 / 240		MP312S7115 19494	W 163 x iaL 178,0 x ø 410		MP322S7100 19495	W 183 x iaL 178,0 x ø 410	
16.280	01/79→12/89	206 / 280					MP362S7100 19496	W 223 x iaL 178,0 x ø 410	optional
16.291	01/79→12/89	214-229 / 291-311					8 x 18	ø 8 x L 18	64x
16.360	01/79→12/89	265 / 360							
16.331	01/81→12/88	244 / 332		MP312S7115 19494	W 163 x iaL 178,0 x ø 410		MP362S7100 19496	W 223 x iaL 178,0 x ø 410	
							8 x 18	ø 8 x L 18	64x
16.332	01/86→12/89	244 / 332		MP322S7100 19495	W 183 x iaL 178,0 x ø 410		MP362S7100 19496	W 223 x iaL 178,0 x ø 410	
16.362	01/86→12/89	266 / 362					8 x 18	ø 8 x L 18	64x

17 t - Series 01/79→12/89

17.136	01/79→12/89	100 / 136		MP312S7115 19494	W 163 x iaL 178,0 x ø 410		MP322S7100 19495	W 183 x iaL 178,0 x ø 410	
17.170	01/79→12/89	125 / 170					MP362S7100 19496	W 223 x iaL 178,0 x ø 410	optional
17.192	01/79→12/89	141 / 192					8 x 18	ø 8 x L 18	64x
17.220	01/79→12/89	162 / 220							
17.232	01/79→12/89	161 / 230							
17.240	01/79→12/89	177 / 240							
17.152	01/87→12/89	112 / 152		MP312S7115 19494	W 163 x iaL 178,0 x ø 410		MP362S7100 19496	W 223 x iaL 178,0 x ø 410	
17.182	01/87→12/89	134 / 182					8 x 18	ø 8 x L 18	64x
17.222	01/87→12/89	163 / 222							

19 t - Series 01/79→12/90

19.240	01/79→12/90	177 / 240		MP312S7115 19494	W 163 x iaL 178,0 x ø 410		MP362S7100 19496	W 223 x iaL 178,0 x ø 410	
19.281	01/79→12/90	207 / 281					8 x 18	ø 8 x L 18	64x
19.291	01/79→12/90	214 / 291							
19.321	01/79→12/90	236 / 321							
19.331	01/79→12/90	244 / 331							
19.361	01/79→12/90	266 / 361							

20/22 t - Series 01/78→12/90

20.280	01/78→12/90	206 / 280		MP312S7115 19494	W 163 x iaL 178,0 x ø 410		MP322S7100 19495	W 183 x iaL 178,0 x ø 410	
22.331	01/78→12/90	244 / 331					MP362S7100 19496	W 223 x iaL 178,0 x ø 410	optional
							8 x 18	ø 8 x L 18	64x

24 t - Series 01/80→12/90

24.192	01/80→12/90	141 / 192		MP312S7115 19494	W 163 x iaL 178,0 x ø 410		MP322S7100 19495	W 183 x iaL 178,0 x ø 410	
24.240	01/80→12/90	177 / 240					MP362S7100 19496	W 223 x iaL 178,0 x ø 410	optional
24.291	01/80→12/90	214 / 291					8 x 18	ø 8 x L 18	64x
24.331	01/80→12/90	244 / 332							
24.361	01/80→12/90	266 / 362							
24.220	01/80→12/88	162 / 220		MP312S7115 19494	W 163 x iaL 178,0 x ø 410		MP312S7115 19494	W 163 x iaL 178,0 x ø 410	auxiliary axle
24.240	01/80→12/88	177 / 240					MP322S7100 19495	W 183 x iaL 178,0 x ø 410	
24.291	01/80→12/88	214 / 291							
24.331	01/80→12/88	244 / 332							
24.361	01/80→12/88	266 / 362							



kW / hp

**MAN****MAN****24 t - Series** **01/80→12/90**

24.220	01/80→12/88	162 / 220				MP362S7100 19496	W 223 x iaL 178,0 x ø 410	optional
24.240	01/80→12/88	177 / 240						
24.291	01/80→12/88	214 / 291						
24.331	01/80→12/88	244 / 332						
24.361	01/80→12/88	266 / 362				8 x 18	ø 8 x L 18	64x

26 t - Series **01/79→12/88**

26.240	01/79→12/88	177 / 240				MP312S7115 19494	W 163 x iaL 178,0 x ø 410	
26.281	01/79→12/88	207 / 280						
26.291	01/79→12/88	214 / 290						
26.321	01/79→12/88	235 / 320						
26.331	01/79→12/88	244 / 330						
26.361	01/79→12/88	266 / 360						

30 t - Series **01/84→12/86**

30.291	01/84→12/86	214 / 291				MP312S7115 19494	W 163 x iaL 178,0 x ø 410	
30.331	01/84→12/86	244 / 331						
						MP322S7100 19495	W 183 x iaL 178,0 x ø 410	
						MP362S7100 19496	W 223 x iaL 178,0 x ø 410	optional
						8 x 18	ø 8 x L 18	64x

32 t - Series **01/79→12/88**

32.240	01/79→12/88	177 / 240				MP312S7115 19494	W 163 x iaL 178,0 x ø 410	
32.281	01/79→12/88	207 / 280						
32.291	01/79→12/88	214 / 290						
32.321	01/79→12/88	236 / 320						
32.331	01/79→12/88	244 / 330						
32.361	01/79→12/88	266 / 360				8 x 18	ø 8 x L 18	64x

33 t - Series **01/82→12/88**

33.291	01/82→12/88	214 / 291				MP312S7115 19494	W 163 x iaL 178,0 x ø 410	
33.331	01/82→12/88	244 / 330						
						MP322S7100 19495	W 183 x iaL 178,0 x ø 410	
						MP362S7100 19496	W 223 x iaL 178,0 x ø 410	optional
						8 x 18	ø 8 x L 18	64x

40 t - Series **01/82→12/88**

40.365	01/82→12/88					MP362S7100 19496	W 223 x iaL 178,0 x ø 410	
40.400	01/82→12/88	294 / 400						
40.440	01/82→12/88	324 / 440				8 x 18	ø 8 x L 18	64x

41 t - Series **01/82→12/87**

41.361	01/82→12/87	266 / 361				MP312S7115 19494	W 163 x iaL 178,0 x ø 410	
						MP322S7100 19495	W 183 x iaL 178,0 x ø 410	
						MP362S7100 19496	W 223 x iaL 178,0 x ø 410	optional
						8 x 18	ø 8 x L 18	64x

E 2000 **05/00→**

19.310 FALK, FALK-L (4x4)	05/00→	228 / 310				MP322S7100 19495	W 183 x iaL 178,0 x ø 410	
19.310 FALS (4x4)	05/00→	228 / 310						
19.310 FLK (4x2)	05/00→	228 / 310						
19.310 FLS (4x2)	05/00→	228 / 310				8 x 18	ø 8 x L 18	64x
19.360 FALK, FALK-L (4x4)	05/00→	265 / 360						
19.360 FALS (4x4)	05/00→	265 / 360						
19.360 FLK (4x2)	05/00→	265 / 360						
19.360 FLS (4x2)	05/00→	265 / 360						
19.410 FALK, FALK-L (4x4)	05/00→	301 / 410						
19.410 FALS (4x4)	05/00→	301 / 410						
19.410 FLK (4x2)	05/00→	301 / 410						
19.410 FLS (4x2)	05/00→	301 / 410						
19.460 FALK, FALK-L (4x4)	05/00→	338 / 460						
19.460 FALS (4x4)	05/00→	338 / 460						
19.460 FLK (4x2)	05/00→	338 / 460						
19.460 FLS (4x2)	05/00→	338 / 460						
35.360 VFAK (8x8)	05/00→	265 / 360						
35.360 VFAK (8x6/6)	05/00→	265 / 360						
35.410 FVNLC (8x2/4)	05/00→	301 / 410						
35.410 FVNLC (8x2/6)	05/00→	301 / 410						
35.410 VFAK (8x8)	05/00→	301 / 410						
35.410 VFAK (8x6/6)	05/00→	301 / 410						
35.460 FVNLC (8x2/6)	05/00→	338 / 460						
35.460 FVNLC (8x2/4)	05/00→	338 / 460						
35.460 VFAK (8x6/6)	05/00→	338 / 460						
35.460 VFAK (8x8)	05/00→	338 / 460						
40.600 DFAS (6x6)	06/00→	441 / 600						
41.360 VFAK (8x8)	05/00→	265 / 360						
41.360 VFAK (8x6/6)	05/00→	265 / 360						
41.410 VFAK (8x6/6)	05/00→	301 / 410						
41.410 VFAK (8x8)	05/00→	301 / 410						
41.460 DFVS, DFVLS (8x4/4)	06/00→	338 / 460						
41.460 VFAK (8x6/6)	05/00→	338 / 460						
41.460 VFAK (8x8)	05/00→	338 / 460						
41.600 DFVS, DFVLS (8x4/4)	06/00→	441 / 600						
50.410 VFAK (8x8)	05/00→	301 / 410						
50.410 VFAK (8x6/6)	05/00→	301 / 410						
50.410 VFAVK, VFAVK-HK, VFAV-G (10x8/8)	03/01→	301 / 410						
50.410 VFK (8x4)	05/00→	301 / 410						
50.410 VFK, VFK-G, VFK-HK (10x4/8)	10/00→	301 / 410						
50.460 VFAK (8x8)	05/00→	338 / 460						



kW / hp

**MAN****MAN****E 2000** **05/00** →

33.360 DFCL (6x4)	05/00→	265 / 360		CVD544	ø 432 x 45 x 135	⊕ rim 10 hole			
33.360 DFCL (6x4)	05/00→	265 / 360							
33.360 DFSL (6x4)	05/00→	265 / 360		CVD579	ø 432 x 45 x 130	⊕ rim 12 hole			
33.410 DFCL (6x4)	05/00→	301 / 410							
33.410 DFCL (6x4)	05/00→	301 / 410							
33.410 DFSL (6x4)	05/00→	301 / 410		CVD612	ø 432 x 45 x 135	⊕ rim 10 hole			
33.460 DFCL (6x4)	05/00→	338 / 460							
33.460 DFCL (6x4)	05/00→	338 / 460							
33.460 DFSL (6x4)	05/00→	338 / 460							
33.600 DFSL (6x4)	06/00→	441 / 600							

EL **01/93** →

EL 202, EL 222 (4x2)	01/93→06/97	157 / 169 / 214 / 230		CVP013K 29030	[c] 249.6 x 118.4 x 28.2 Meritor D-3	disc-th.45 mm→ →disc-th.41 mm		MP362S7100 19496	W 223 x iaL 178,0 x ø 410	
EL 202, EL 262 (4x2)	04/94→06/97	184 / 250		CVP018K 29053	[c] 249.6 x 118.4 x 30.2 Meritor D-3	disc-th.41 mm→ →disc-th.38 mm		8 x 18	ø 8 x L 18	64x
EL 262 (4x2)	07/98→	191 / 260		WIK532	L 405 / 350					

EM **08/87** →

EM 192 (4x2)	10/93→06/97	140 / 190		CVP013K 29030	[c] 249.6 x 118.4 x 28.2 Meritor D-3	disc-th.45 mm→ →disc-th.41 mm		MP362S7100 19496	W 223 x iaL 178,0 x ø 410	
EM 222, EM 223 (4x2)	02/96→	162 / 220		CVP018K 29053	[c] 249.6 x 118.4 x 30.2 Meritor D-3	disc-th.41 mm→ →disc-th.38 mm		8 x 18	ø 8 x L 18	64x
EM 223 (4x2)	08/87→	162 / 220		WIK532	L 405 / 350					

F 9 **01/83** → **12/86**

15.192 F, 15.192 FL (4x2)	01/83→12/86	141 / 192		MP312S7115 19494	W 163 x iaL 178,0 x ø 410			MP322S7100 19495	W 183 x iaL 178,0 x ø 410	
15.192 FS (4x2)	01/83→12/86	141 / 192						MP362S7100 19496	W 223 x iaL 178,0 x ø 410	optional
								8 x 18	ø 8 x L 18	64x

F 90 **07/86** → **12/97**

15.192 FL (4x2)	01/89→	141 / 192		MP312S7115 19494	W 163 x iaL 178,0 x ø 410			MP362S7100 19496	W 223 x iaL 178,0 x ø 410	
19.262 FA (4x4)	02/89→02/90	191 / 260						8 x 18	ø 8 x L 18	64x
19.262 FAK (4x4)	02/89→02/90	191 / 260								
19.262 FAS (4x4)	02/89→02/90	191 / 260								
19.272 FA (4x4)	02/90→05/95	198 / 269								
19.272 FAK (4x4)	02/90→05/95	198 / 269								
19.272 FAS (4x4)	02/90→05/95	198 / 269								
19.292 FA (4x4)	05/88→02/90	213 / 290								
19.292 FAK (4x4)	05/88→02/90	213 / 290								
19.292 FAS (4x4)	05/88→02/90	213 / 290								
19.322 FA (4x4)	02/90→06/96	235 / 320								
19.322 FAK (4x4)	02/90→06/96	235 / 320								
19.322 FAS (4x4)	02/90→06/96	235 / 320								
19.332 FA (4x4)	05/88→02/90	243 / 330								
19.332 FAK (4x4)	05/88→02/90	243 / 330								
19.332 FAS (4x4)	05/88→02/90	243 / 330								
19.342 FA (4x4)	05/94→06/96	250 / 340								
19.342 FAK (4x4)	05/94→06/96	250 / 340								
19.342 FAS (4x4)	05/94→06/96	250 / 340								
19.362 FA (4x2)	05/88→02/90	265 / 360								
19.362 FAK (4x4)	05/88→02/90	265 / 360								
19.362 FAS (4x4)	05/88→02/90	265 / 360								
19.372 FA (4x4)	02/90→06/96	272 / 370								
19.372 FAK (4x4)	02/90→06/96	272 / 370								
19.372 FAS (4x4)	02/90→06/96	272 / 370								
19.402 FA (4x4)	05/94→06/96	294 / 400								
19.402 FAK (4x4)	05/94→06/96	294 / 400								
19.402 FAS (4x4)	05/94→06/96	294 / 400								
19.422 FA (4x4)	02/90→06/96	309 / 420								
19.422 FAK (4x4)	02/90→06/96	309 / 420								
19.422 FAS (4x4)	02/90→06/96	309 / 420								
26.242 DF (6x4)	01/88→07/89	177 / 241								
26.242 DFAK (6x6)	02/89→07/89	177 / 241								
26.242 DFK (6x4)	01/88→07/89	177 / 241								
26.242 DFS (6x4)	01/88→07/89	177 / 241								
26.262 DF (6x4)	01/88→02/90	191 / 260								
26.262 DFA (6x6)	02/89→02/90	191 / 260								
26.262 DFAK (6x6)	02/89→02/90	191 / 260								
26.262 DFAS (6x6)	02/89→02/90	191 / 260								
26.262 DFK (6x4)	01/88→02/90	191 / 260								
26.262 DFS (6x4)	01/88→02/90	191 / 260								
26.272 DF (6x4)	02/90→06/96	198 / 269								
26.272 DFA (6x6)	02/90→12/92	198 / 269								
26.272 DFAK (6x6)	02/90→12/92	198 / 269								
26.272 DFAS (6x6)	02/90→12/92	198 / 269								
26.272 DFK (6x4)	02/90→06/96	198 / 269								
26.272 DFS, 26.272 DFSL (6x4)	02/90→06/96	198 / 269								
26.292 DF, 26.292 DFL (6x4)	09/87→02/90	213 / 290								
26.292 DFA (6x6)	05/88→02/90	213 / 290								
26.292 DFAK (6x6)	05/88→02/90	213 / 290								
26.292 DFAS (6x6)	05/88→02/90	213 / 290								
26.292 DFK (6x4)	09/87→02/90	213 / 290								
26.292 DFS (6x4)	09/87→02/90	213 / 290								
26.302 DF (6x4)	05/90→12/91	220 / 299								
26.302 DFA (6x6)	05/90→12/91	220 / 299								
26.302 DFAK (6x6)	05/90→12/91	220 / 299								
26.302 DFAS (6x6)	05/90→12/91	220 / 299								
26.302 DFK (6x4)	05/90→12/91	220 / 299								
26.302 DFS (6x4)	05/90→12/91	220 / 299								
26.322 DF (6x4)	02/90→06/96	235 / 320								
26.322 DFA (6x6)	02/90→12/92	235 / 320								



kW / hp

**MAN****MAN****F 90 07/86 → 12/97**

26.322 DFAK (6x6)	02/90→12/92	235 / 320	MP312S7115 19494	W 163 x iaL 178,0 x ø 410	MP362S7100 19496 8 x 18	W 223 x iaL 178,0 x ø 410	ø 8 x L 18	64x
26.322 DFAS (6x6)	02/90→12/92	235 / 320						
26.322 DFK (6x4)	02/92→06/96	235 / 320						
26.322 DFS,26.322 DFLS (6x4)	02/90→06/96	235 / 320						
26.332 DF, 26.332 DFL (6x4)	09/87→02/90	243 / 330						
26.332 DFA (6x6)	05/88→02/90	243 / 330						
26.332 DFAK (6x6)	05/88→02/90	243 / 330						
26.332 DFAS (6x6)	05/88→02/90	243 / 330						
26.332 DFK (6x4)	09/87→02/90	243 / 330						
26.332 DFS (6x4)	09/87→02/90	243 / 330						
26.342 DF,26.342 DFL (6x4)	05/94→06/96	250 / 340						
26.342 DFK,26.342 DFLK (6x4)	05/94→06/96	250 / 340						
26.342 DFS (6x4)	04/94→06/96	250 / 340						
26.362 DF, 26.362 DFL (6x4)	09/87→02/90	265 / 360						
26.362 DFA (6x6)	05/88→02/90	265 / 360						
26.362 DFAK (6x6)	05/88→02/90	265 / 360						
26.362 DFAS (6x6)	05/88→02/90	265 / 360						
26.362 DFK (6x4)	09/87→02/90	265 / 360						
26.362 DFS (6x4)	09/87→02/90	265 / 360						
26.372 DF,26.372 DFL (6x4)	02/90→06/96	272 / 370						
26.372 DFA (6x6)	02/90→12/92	272 / 370						
26.372 DFAK (6x6)	01/92→06/96	272 / 370						
26.372 DFAS (6x6)	02/90→12/92	272 / 370						
26.372 DFK (6x4)	01/92→06/96	272 / 370						
26.372 DFS (6x4)	02/90→06/96	272 / 370						
26.402 DF,26.402 DFL (6x4)	05/94→06/96	294 / 400						
26.402 DFK,26.402 DFLK (6x4)	05/94→06/96	294 / 400						
26.402 DFS (6x4)	05/94→12/95	294 / 400						
26.422 DF,26.422 DFL (6x4)	02/90→06/96	309 / 420						
26.422 DFA (6x6)	02/90→12/92	309 / 420						
26.422 DFAK (6x6)	02/90→12/92	309 / 420						
26.422 DFAS (6x6)	02/90→12/92	309 / 420						
26.422 DFK (6x4)	02/90→12/95	309 / 420						
26.422 DFS (6x4)	02/90→12/95	309 / 420						
26.462 DF (6x4)	02/89→02/90	338 / 460						
26.462 DFA (6x6)	08/89→02/90	338 / 460						
26.462 DFAS (6x6)	08/89→02/90	338 / 460						
26.462 DFS (6x4)	02/89→02/90	338 / 460						
26.502 DFA (6x6)	02/90→12/92	368 / 500						
26.502 DFAS (6x6)	02/90→12/92	368 / 500						
33.242 DFAK (6x6)	01/88→08/88	177 / 241						
33.262 DFA (6x6)	07/89→02/90	191 / 260						
33.262 DFAK (6x6)	07/89→02/90	191 / 260						
33.272 DFA (6x6)	10/92→04/95	198 / 269						
33.292 DFA (6x6)	05/88→02/90	213 / 290						
33.292 DFAK (6x6)	05/88→02/90	213 / 290						
33.292 DFAS (6x6)	05/88→02/90	213 / 290						
33.322 DFA (6x6)	09/91→06/96	235 / 320						
33.332 DFA (6x6)	05/88→02/90	243 / 330						
33.332 DFAK (6x6)	05/88→02/90	243 / 330						
33.332 DFAS (6x6)	05/88→02/90	243 / 330						
33.342 DFA (6x6)	05/94→06/96	250 / 340						
33.362 DFA (6x6)	05/88→02/90	265 / 360						
33.362 DFAK (6x6)	05/88→02/90	265 / 360						
33.362 DFAS (6x6)	05/88→02/90	265 / 360						
33.372 DFA (6x6)	09/91→06/96	272 / 370						
33.372 DFAK (6x6)	01/91→06/96	272 / 370						
33.402 DFA (6x6)	05/94→06/96	294 / 400						
33.402 DFAK (6x6)	05/94→06/96	294 / 400						
33.422 DFA (6x6)	09/91→06/96	309 / 420						
33.422 DFAK (6x6)	01/94→06/96	309 / 420						
33.462 DFA (6x6)	07/89→02/90	338 / 460						
33.502 DFA (6x6)	09/91→06/96	368 / 500						
35.262 VFA (8x8/4)	07/89→02/90	191 / 260						
35.302 VFA (8x8/4)	05/90→09/91	220 / 299						
35.302 VFAK (8x8/4)	05/90→09/91	220 / 299						
35.322 VFAK (8x8/4)	02/90→06/96	235 / 320						
40.372 DFA (6x6)	12/91→06/96	272 / 370						
40.402 DFA (6x6)	05/95→06/96	294 / 400						
40.422 DFA (6x6)	12/91→06/96	309 / 420						
40.462 DFA (6x6)	07/89→02/90	338 / 460						
40.502 DFA (6x6)	02/90→06/96	368 / 500						
48.292 VFA (8x8/4)	07/89→02/90	213 / 290						
48.292 VFAK (8x8/4)	07/89→02/90	213 / 290						
48.332 VFA (8x8/4)	07/89→02/90	243 / 330						
48.332 VFAK (8x8/4)	07/89→02/90	243 / 330						
48.362 VFA (8x8/4)	07/89→02/90	265 / 360						
48.362 VFAK (8x8/4)	07/89→02/90	265 / 360						
19.242 F,19.242 FL,19.242 FLL (4x2)	01/88→01/89	177 / 241	MP322S7100 19495 8 x 18	W 183 x iaL 178,0 x ø 410	MP362S7100 19496 8 x 18	W 223 x iaL 178,0 x ø 410	ø 8 x L 18	64x
19.242 FK (4x2)	01/88→02/89	177 / 241						
19.242 FS,19.242 FLS,19.242 FLLS (4x2)	01/88→01/89	177 / 241						
19.262 F,19.262 FL,19.262 FLL (4x2)	01/88→02/90	191 / 260						
19.262 FK (4x2)	01/88→02/90	191 / 260						
19.262 FS,19.262 FLS,19.262 FLLS (4x2)	01/88→02/90	191 / 260						
19.272 F,19.272 FL,19.272 FLL (4x2)	02/90→05/95	198 / 269						
19.272 FK (4x2)	02/90→05/95	198 / 269						
19.272 FS,19.272 FLS,19.272 FLLS (4x2)	02/90→05/95	198 / 269						
19.292 F,19.292 FL,19.292 FLL (4x2)	07/86→02/90	213 / 290						
19.292 FK (4x2)	07/86→02/90	213 / 290						
19.292 FS,19.292 FLS,19.292 FLLS (4x2)	07/86→02/90	213 / 290						

I - M



kW / hp

**MAN****MAN****F 90 07/86 → 12/97**

Model	Year Range	Power (kW / hp)	MP322S7100 19495	W 183 x iaL 178,0 x ø 410	MP362S7100 19496	W 223 x iaL 178,0 x ø 410
19.322 F, 19.322 FL, 19.322 FLL (4x2)	02/90→05/95	235 / 320	8 x 18	ø 8 x L 18	8 x 18	ø 8 x L 18
19.322 FK (4x2)	02/90→05/95	235 / 320				
19.322 FS, 19.322 FLS, 19.322 FLLS (4x2)	02/90→05/95	235 / 320				
19.332 F, 19.332 FL, 19.332 FLL (4x2)	07/86→02/90	243 / 330				
19.332 FK (4x2)	07/86→02/90	243 / 330				
19.332 FS, 19.332 FLS, 19.332 FLLS (4x2)	07/86→02/90	243 / 330				
19.342 F, 19.342 FL, 19.342 FLL (4x2)	05/94→05/95	250 / 340				
19.342 FK (4x2)	05/94→05/95	250 / 340				
19.342 FS, 19.342 FLS, 19.342 FLLS (4x2)	05/94→05/95	250 / 340				
19.362 F, 19.362 FL, 19.362 FLL (4x2)	07/86→02/90	265 / 360				
19.362 FK (4x2)	07/86→02/90	265 / 360				
19.362 FS, 19.362 FLS, 19.362 FLLS (4x2)	07/86→02/90	265 / 360				
19.372 F, 19.372 FL, 19.372 FLL (4x2)	02/90→05/95	272 / 370				
19.372 FK (4x2)	05/90→04/95	249 / 339				
19.372 FS, 19.372 FLS, 19.372 FLLS (4x2)	02/90→05/95	272 / 370				
19.372 FK (4x2)	02/90→05/95	272 / 370				
19.372 FS, 19.372 FLS, 19.372 FLLS (4x2)	05/90→04/95	249 / 339				
19.402 F, 19.402 FL, 19.402 FLL (4x2)	05/94→05/95	294 / 400				
19.402 FK (4x2)	05/94→05/95	294 / 400				
19.402 FS, 19.402 FLS, 19.402 FLLS (4x2)	05/94→05/95	294 / 400				
19.422 F, 19.422 FL, 19.422 FLL (4x4)	02/90→05/95	309 / 420				
19.422 FK (4x2)	02/90→05/95	309 / 420				
19.422 FS, 19.422 FLS, 19.422 FLLS (4x2)	02/90→05/95	309 / 420				
19.462 F, 19.462 FL (4x2)	05/87→02/90	338 / 460				
19.462 FK (4x2)	05/87→02/90	338 / 460				
19.462 FS, 19.462 FLS (4x2)	05/87→02/90	338 / 460				
24.242 DF (6x4)	01/88→07/89	177 / 241				
24.242 DFK (6x4)	01/88→07/89	177 / 241				
24.242 DFS (6x4)	01/88→07/89	177 / 241				
24.262 DF (6x4)	01/88→02/90	191 / 260				
24.262 DFK (6x4)	01/88→02/90	191 / 260				
24.262 DFS, 24.262 DFSL (6x4)	01/88→02/90	191 / 260				
24.272 DF (6x4)	02/90→12/90	198 / 269				
24.272 DFK (6x4)	02/90→12/90	198 / 269				
24.272 DFS, 24.272 DFSL (6x4)	02/90→04/95	198 / 269				
24.292 DF (6x4)	04/87→02/90	213 / 290				
24.292 DFK (6x4)	04/87→02/90	213 / 290				
24.292 DFS, 24.292 DFSL (6x4)	04/87→02/90	213 / 290				
24.302 DF (6x4)	05/90→12/90	220 / 299				
24.302 DFK (6x4)	05/90→12/90	220 / 299				
24.302 DFS, 24.302 DFSL (6x4)	05/90→04/95	220 / 299				
24.322 DF (6x4)	02/90→12/90	235 / 320				
24.322 DFK (6x4)	02/90→12/90	235 / 320				
24.322 DFS, 24.322 DFSL (6x4)	02/90→12/90	235 / 320				
24.332 DF (6x4)	04/87→02/90	243 / 330				
24.332 DFK (6x4)	04/87→02/90	243 / 330				
24.332 DFS, 24.332 DFSL (6x4)	04/87→02/90	243 / 330				
24.362 DF (6x4)	04/87→02/90	265 / 360				
24.362 DFK (6x4)	04/87→02/90	265 / 360				
24.362 DFS, 24.362 DFSL (6x4)	04/87→02/90	265 / 360				
24.372 DF (6x4)	02/90→12/90	272 / 370				
24.372 DFK (6x4)	05/90→12/90	249 / 339				
24.372 DFS (6x4)	02/90→12/90	272 / 370				
24.372 DFK (6x4)	05/90→12/90	249 / 339				
24.372 DFS (6x4)	05/90→12/90	249 / 339				
24.372 DFS, 24.372 DFSL (6x4)	02/90→04/95	272 / 370				
24.422 DF (6x4)	02/90→12/90	309 / 420				
24.422 DFK (6x4)	02/90→12/90	309 / 420				
24.422 DFS, 24.422 DFSL (6x4)	02/90→12/90	309 / 420				
24.462 DF (6x4)	02/89→02/90	338 / 460				
24.462 DFS (6x4)	02/89→02/90	338 / 460				
25.272 DF (6x4)	09/90→12/92	198 / 269				
25.272 DFK (6x4)	09/90→12/92	198 / 269				
25.272 DFS, 25.272 DFSL (6x4)	09/90→12/92	198 / 269				
25.302 DF (6x4)	09/90→12/91	220 / 299				
25.302 DFK (6x4)	09/90→12/91	220 / 299				
25.302 DFS, 25.302 DFSL (6x4)	09/90→12/91	220 / 299				
25.322 DF, 25.322 DFL (6x4)	09/90→12/92	235 / 320				
25.322 DFK (6x4)	09/90→12/92	235 / 320				
25.322 DFS, 25.322 DFSL (6x4)	09/90→12/92	235 / 320				
25.372 DF (6x4)	09/90→12/92	249 / 339				
25.372 DFK (6x4)	09/90→12/92	272 / 370				

I - M



kW / hp

**MAN****MAN****F 90 07/86→12/97**

25.372 DFK (6x4)	09/90→12/92	272 / 370		MP322S7100 19495	W 183 x iaL 178,0 x ø 410			MP362S7100 19496	W 223 x iaL 178,0 x ø 410	
25.372 DFK (6x4)	09/90→12/92	249 / 339								
25.372 DFS (6x4)	09/90→12/92	249 / 339		8 x 18	ø 8 x L 18	64x		8 x 18	ø 8 x L 18	64x
25.372 DFS, 25.372 DFLS (6x4)	09/90→12/92	272 / 370								
25.422 DF (6x4)	09/90→12/92	309 / 420								
25.422 DFK (6x4)	09/90→12/92	309 / 420								
25.422 DFS, 25.422 DFLS (6x4)	09/90→12/92	309 / 420								
32.262 VF (8x4/4)	02/89→02/90	191 / 260								
32.262 VFK (8x4/4)	02/89→02/90	191 / 260								
32.262 VFTM (8x4/4)	02/89→02/90	191 / 260								
32.272 VF (8x4/4)	02/90→04/95	198 / 269								
32.272 VFK (8x4/4)	02/90→04/95	198 / 269								
32.292 VF (8x4/4)	03/88→02/90	213 / 290								
32.292 VFK (8x4/4)	03/88→02/90	213 / 290								
32.302 VF (8x4/4)	05/90→09/91	220 / 299								
32.302 VFK (8x4/4)	05/90→09/91	220 / 299								
32.322 VF (8x4/4)	02/90→06/96	235 / 320								
32.322 VFK (8x4/4)	02/90→06/96	235 / 320								
32.332 VF (8x4/4)	03/88→02/90	243 / 330								
32.332 VFK (8x4/4)	03/88→02/90	243 / 330								
32.342 VF (8x4/4)	05/94→06/96	250 / 340								
32.362 VF (8x4/4)	03/88→02/90	265 / 360								
32.362 VFK (8x4/4)	03/88→02/90	265 / 360								
32.372 VF (8x4/4)	02/90→06/96	249 / 339								
32.372 VF (8x4/4)	02/90→06/96	272 / 370								
32.372 VFK (8x4/4)	02/90→06/96	272 / 370								
32.372 VFK (8x4/4)	05/90→04/95	249 / 339								
32.402 VFK (8x4/4)	05/94→06/96	294 / 400								
32.422 VF (8x4/4)	02/90→06/96	309 / 420								
32.422 VFK (8x4/4)	02/90→06/96	309 / 420								
33.242 DFK (6x4)	01/88→08/88	177 / 241								
33.262 DF (6x4)	08/88→02/90	191 / 260								
33.262 DFK (6x4)	08/88→02/90	191 / 260								
33.272 DF (6x4)	10/92→04/95	198 / 269								
33.272 FVL (6x2/4)	10/92→04/95	191-198 / 260-270								
33.292 DF (6x4)	09/87→02/90	213 / 290								
33.292 DFK (6x4)	09/87→02/90	213 / 290								
33.292 DFS (6x4)	09/87→02/90	213 / 290								
33.322 DF (6x4)	09/91→06/96	235 / 320								
33.322 FVL (6x2/4)	09/91→06/96	235 / 320								
33.332 DF (6x4)	09/87→02/90	243 / 330								
33.332 DFK (6x4)	09/87→02/90	243 / 330								
33.332 DFS (6x4)	09/87→02/90	243 / 330								
33.342 DF (6x4)	05/94→06/96	250 / 340								
33.362 DF (6x4)	09/87→02/90	265 / 360								
33.362 DFK (6x4)	09/87→02/90	265 / 360								
33.362 DFS (6x4)	09/87→02/90	265 / 360								
33.372 DF (6x4)	09/91→06/96	272 / 370								
33.372 DFK (6x4)	01/91→06/96	272 / 370								
33.372 DFS (6x4)	09/91→06/96	272 / 370								
33.402 DF (6x4)	05/94→06/96	294 / 400								
33.402 DFK (6x4)	05/94→06/96	294 / 400								
33.402 DFS (6x4)	05/94→06/96	294 / 400								
33.422 DF (6x4)	09/91→06/96	309 / 420								
33.422 DFK (6x4)	01/94→06/96	309 / 420								
33.422 DFS (6x4)	01/94→06/96	309 / 420								
33.462 DF (6x4)	07/89→02/90	338 / 460								
40.372 DF (6x4)	12/91→06/96	272 / 370								
40.402 DF (6x4)	05/95→06/96	294 / 400								
40.422 DF (6x4)	12/91→06/96	309 / 420								
40.462 DF (6x4)	07/89→02/90	338 / 460								
48.292 VF (8x4/4)	07/89→02/90	213 / 290								
48.332 VF (8x4/4)	07/89→02/90	243 / 330								
48.362 VF (8x4/4)	07/89→02/90	265 / 360								
48.462 VF (8x4/4)	07/89→02/90	338 / 460								
19.502 F, 19.502 FL, 19.502 FLL (4x2)	02/90→06/96	368 / 500								
19.502 FS, 19.502 FLS, 19.502 FLLS (4x2)	02/90→06/96	368 / 500		CVP013K 29030	[o] 249.6 x 118.4 x 28.2 Meritor D-3			MP362S7100 19496	W 223 x iaL 178,0 x ø 410	
24.502 DF (6x4)	02/90→12/90	368 / 500								
24.502 DFK (6x4)	02/90→12/90	368 / 500		CVP018K 29053	[o] 249.6 x 118.4 x 30.2 Meritor D-3			8 x 18	ø 8 x L 18	64x
25.502 DF (6x4)	09/90→12/92	368 / 500								
25.502 DFS (6x4)	09/90→12/92	368 / 500		WIK519	L 358 / 307					
25.502 DFS (6x4)	09/90→12/92	368 / 500								
25.502 DF (6x4)	09/90→12/92	368 / 500		WIK532	L 405 / 350					
25.502 DFS (6x4)	09/90→12/92	368 / 500								
25.502 DFS (6x4)	09/90→12/92	368 / 500		WIK534	L 275					
19.502 F, 19.502 FL, 19.502 FLL (4x2)	02/90→06/96	368 / 500								
19.502 FS, 19.502 FLS, 19.502 FLLS (4x2)	02/90→06/96	368 / 500		MP322S7100 19495	W 183 x iaL 178,0 x ø 410	optional				
24.502 DF (6x4)	02/90→12/90	368 / 500								
24.502 DFK (6x4)	02/90→12/90	368 / 500		8 x 18	ø 8 x L 18	64x				
25.502 DF (6x4)	09/90→12/92	368 / 500								
25.502 DFS (6x4)	09/90→12/92	368 / 500		CVD522	ø 438 x 45 x 135					
25.502 DFS (6x4)	09/90→12/92	368 / 500								
24.242 FNL, 24.242 FNLL, 24.242 FVL (6x2/2/4)	01/88→02/90	177 / 241		MP322S7100 19495	W 183 x iaL 178,0 x ø 410			MP302S7100 17238	W 143 x iaL 178 x ø 410	auxiliary axle
24.262 FNL, 24.262 FNLL, 24.262 FVL (6x2/2/4)	01/88→02/90	191 / 260								
24.272 FNL, 24.272 FNLL, 24.272 FVL (6x2/2/4)	02/90→05/95	198 / 269		8 x 18	ø 8 x L 18	64x		MP302S7115 17238	W 143 x iaL 178,0 x ø 410	auxiliary axle
24.272 FNL, 24.272 FNLL, 24.272 FVL (6x2/2/4)	02/90→05/95	198 / 269								
24.272 FNLS, 24.272 FVLS (6x2/2/4)	02/90→05/95	198 / 269						MP362S7100 19496	W 223 x iaL 178,0 x ø 410	
24.292 FNL, 24.292 FNLL, 24.292 FVL (6x2/2/4)	10/86→02/90	213 / 290								
24.292 FNLS, 24.292 FVLS (6x2/2/4)	10/86→02/90	213 / 290						8 x 18	ø 8 x L 18	64x
24.292 FNL, 24.292 FNLL, 24.292 FVL (6x2/2/4)	10/86→02/90	213 / 290								

I - M



kW / hp

**MAN****MAN****F 90** **07/86 → 12/97**

24.302 FNL,24.302 FNLL, 24.302 FVL (6x2/2/4)	05/90→10/90	220 / 299	MP322S7100 19495	W 183 x iaL 178,0 x ø 410		MP302S7100 17238	W 143 x iaL 178 x ø 410	auxiliary axle
24.322 FNL,24.322 FNLL, 24.322 FVL (6x2/2/4)	02/90→05/95	235 / 320	8 x 18	ø 8 x L 18	64x	MP302S7115 17238	W 143 x iaL 178,0 x ø 410	auxiliary axle
24.322 FVLS,24.322 FVLS (6x2/2/4)	02/90→05/95	235 / 320				MP362S7100 19496	W 223 x iaL 178,0 x ø 410	
24.332 FNL,24.332 FNLL, 24.332 FVL (6x2/2/4)	10/86→02/90	243 / 330	8 x 18	ø 8 x L 18	64x			
24.332 FNLS,24.332 FVLS (6x2/2/4)	10/86→02/90	243 / 330						
24.342 FNL,24.342 FNLL (6x2)	05/94→05/95	250 / 340						
24.362 FNL,24.362 FNLL, 24.362 FVL (6x2/2/4)	10/86→02/90	265 / 360						
24.362 FNLS,24.362 FVLS (6x2/2/4)	10/86→02/90	265 / 360						
24.372 FNL,24.372 FNLL, 24.372 FVL (6x2/2/4)	02/90→05/95	272 / 370						
24.372 FNLS,24.372 FVLS (6x2/2/4)	02/90→05/95	272 / 370						
24.372 FVL (6x2/4)	05/90→12/90	249 / 339						
24.372 FVLS (6x2/4)	05/90→12/90	249 / 339						
24.402 FNL,24.402 FNLL (6x2)	05/94→05/95	294 / 400						
24.422 FNL,24.422 FNLL, 24.422 FVL (6x2/2/4)	02/90→05/95	309 / 420						
24.462 FNL (6x2)	04/89→02/90	338 / 460						
24.462 FVLS (6x2/4)	05/87→07/87	338 / 460						
25.272 FNL,25.272 FNLL, 25.272 FVL (6x2/2/4)	09/90→10/93	198 / 269						
25.302 FNL, 25.302 FNLL, 25.302 FVL (6x2)	09/90→12/91	220 / 299						
25.302 FNLS, 25.302 FVLS (6x2/2/4)	09/90→12/91	220 / 299						
25.322 FNL, 25.322 FNLL, 25.322 FVL (6x2)	09/90→12/92	235 / 320						
25.322 FNLS,25.322 FVLS (6x2/2/4)	09/90→12/92	235 / 320						
25.372 FNL, 25.372 FNLL, 25.372 FVL (6x2)	09/90→12/92	272 / 370						
25.372 FNLS,25.372 FVLS (6x2/2/4)	09/90→10/93	272 / 370						
25.372 FVLS (6x2/4)	09/90→10/93	249 / 339						
25.422 FNL,25.422 FNLL (6x2)	09/90→12/92	309 / 420						
25.422 FNLS,25.422 FVLS (6x2/2/4)	09/90→12/92	309 / 420						
25.502 FNL (6x2)	09/90→12/92	368 / 500						
26.272 FNL,26.272 FNLL (6x2)	03/91→05/95	198 / 269						
26.272 FNLS,26.272 FVLS (6x2/2/4)	09/90→12/95	198 / 269						
26.302 FNL, 26.302 FNLL, 26.302 FVL (6x2)	03/91→12/91	220 / 299						
26.302 FNLS,26.302 FVLS (6x2/2/4)	09/90→12/91	220 / 299						
26.322 FNL,26.322 FNLL (6x2)	03/91→05/95	235 / 320						
26.322 FNLS,26.322 FVLS (6x2/2/4)	09/90→12/95	235 / 320						
26.372 FNL,26.372 FNLL, 26.372 FVL (6x2/2/4)	09/90→12/95	272 / 370						
26.372 FNLS,26.372 FVLS (6x2/2/4)	01/92→06/96	272 / 370						
26.402 FNL,26.402 FNLL, 26.402 FVL (6x2/2/4)	05/94→06/96	294 / 400						
26.402 FNLS,26.402 FVLS (6x2/2/4)	05/94→06/96	294 / 400						
26.422 FNL, 26.422 FNLL, 26.422 FVL (6x2/2/4)	09/90→12/95	309 / 420						
26.422 FNLS,26.422 FVLS (6x2/2/4)	01/92→12/95	309 / 420						
24.502 FNL (6x2)	02/90→12/90	368 / 500	CVPO13K 29030	[o] 249.6 x 118.4 x 28.2 Meritor D-3	disc-th.45 mm→ →disc-th.41 mm	MP302S7100 17238	W 143 x iaL 178 x ø 410	auxiliary axle
26.502 FNL,26.502 FNLL (6x2)	09/91→06/96	368 / 500	CVPO18K 29053	[o] 249.6 x 118.4 x 30.2 Meritor D-3	disc-th.41 mm→ →disc-th.38 mm	MP302S7115 17238	W 143 x iaL 178,0 x ø 410	auxiliary axle
			WIK519	L 358 / 307	2x	MP362S7100 19496	W 223 x iaL 178,0 x ø 410	
			WIK532	L 405 / 350		8 x 18	ø 8 x L 18	64x
			WIK534	L 275				
			MP322S7100 19495	W 183 x iaL 178,0 x ø 410	optional			
			8 x 18	ø 8 x L 18	64x			
			CVD522	ø 438 x 45 x 135				
26.502 DF (6x4)	02/90→06/96	368 / 500	CVPO13K 29030	[o] 249.6 x 118.4 x 28.2 Meritor D-3	disc-th.45 mm→ →disc-th.41 mm	MP362S7100 19496	W 223 x iaL 178,0 x ø 410	
26.502 DFS,26.502 DFSL (6x4)	02/90→06/96	368 / 500	CVPO18K 29053	[o] 249.6 x 118.4 x 30.2 Meritor D-3	disc-th.41 mm→ →disc-th.38 mm	8 x 18	ø 8 x L 18	64x
33.502 DF (6x4)	09/91→06/96	368 / 500	WIK519	L 358 / 307	2x			



kW / hp

**MAN****MAN****F 90 07/86→12/97**

26.502 DF (6x4)	02/90→06/96	368 / 500		WIK532	L 405 / 350			
26.502 DFS, 26.502 DFLS (6x4)	02/90→06/96	368 / 500		WIK534	L 275			
33.502 DF (6x4)	09/91→06/96	368 / 500		MP312S7115 19494	W 163 x iaL 178,0 x ø 410	optional		
				CVD522	ø 438 x 45 x 135			
35.262 VF (8x4/4)	02/89→02/90	191 / 260		MP312S7115 19494	W 163 x iaL 178,0 x ø 410			MP362S7100 19496
35.262 VFK (8x4/4)	02/89→02/90	191 / 260						
35.272 VF (8x4/4)	02/90→12/91	198 / 269						8 x 18
35.272 VFK (8x4/4)	02/90→12/91	198 / 269						
35.292 VF (8x4/4)	10/88→04/95	213 / 290						
35.292 VFK (8x4/4)	10/88→04/95	213 / 290						
35.302 VF (8x6/4)	05/90→09/91	220 / 299		8 x 18	ø 8 x L 18	optional 64x		
35.302 VF (8x4/4)	05/90→09/91	220 / 299						
35.302 VFK (8x4/4)	05/90→09/91	220 / 299						
35.302 VFK (8x6/4)	05/90→09/91	220 / 299						
35.322 VFK (8x6/4)	02/90→06/96	235 / 320						
35.322 VFK (8x4/4)	02/90→06/96	235 / 320						
35.322 VK (8x4/4)	02/90→06/96	235 / 320						
35.332 VF (8x4/4)	10/88→04/95	243 / 330						
35.332 VFK (8x4/4)	10/88→04/95	243 / 330						
35.342 VF (8x4/4)	05/94→06/96	250 / 340						
35.342 VFK (8x4/4)	05/94→06/96	250 / 340						
35.362 VF (8x4/4)	10/88→02/90	265 / 360						
35.362 VFK (8x4/4)	10/88→02/90	265 / 360						
35.372 VF (8x4/4)	02/90→04/95	249 / 339						
35.372 VF (8x4/4)	02/90→06/96	272 / 370						
35.372 VF (8x6/4)	02/90→12/97	272 / 370						
35.372 VFK (8x4/4)	02/90→04/95	249 / 339						
35.372 VFK (8x4/4)	02/90→06/96	272 / 370						
35.372 VFK (8x6/4)	02/90→12/97	272 / 370						
35.402 VF (8x4/4)	05/94→06/96	294 / 400						
35.402 VF (8x6/4)	05/94→12/97	294 / 400						
35.402 VFK (8x4/4)	05/94→06/96	294 / 400						
35.402 VFK (8x6/4)	05/94→12/97	294 / 400						
35.422 VF (8x4/4)	02/90→06/96	309 / 420						
35.422 VF (8x6/4)	02/90→12/97	309 / 420						
35.422 VFK (8x4/4)	02/90→06/96	309 / 420						
35.422 VFK (8x6/4)	02/90→12/97	309 / 420						
41.262 VF (8x4/4)	07/89→02/90	191 / 260						
41.262 VFK (8x4/4)	07/89→02/90	191 / 260						
41.272 VF (8x4/4)	02/90→12/91	198 / 269						
41.292 VF (8x4/4)	10/88→02/90	213 / 290						
41.292 VFK (8x4/4)	10/88→02/90	213 / 290						
41.322 VF (8x4/4)	02/90→06/96	235 / 320						
41.332 VF (8x4/4)	10/88→02/90	243 / 330						
41.332 VFK (8x4/4)	10/88→02/90	243 / 330						
41.342 VF (8x4/4)	05/94→06/96	250 / 340						
41.362 VF (8x4/4)	10/88→02/90	265 / 360						
41.362 VFK (8x4/4)	10/88→02/90	265 / 360						
41.372 VF (8x4/4)	02/90→06/96	272 / 370						
41.402 VF (8x4/4)	05/94→06/96	294 / 400						
41.422 VF (8x4/4)	02/90→06/96	309 / 420						

F 90 - Series (23 t) 01/86→12/94

23.272 FNL	01/86→12/94	198 / 270		MP302S7100 19495	W 183 x iaL 178,0 x ø 410			MP302S7100 17238
23.322 FNL	01/86→12/94	235 / 320						
23.372 FNL	01/86→12/94	272 / 370		8 x 18	ø 8 x L 18	64x		MP302S7115 17238
23.422 FNL	01/86→12/94	309 / 420						MP362S7100 19496
								8 x 18
								W 143 x iaL 178,0 x ø 410 auxiliary axle
								W 143 x iaL 178,0 x ø 410 auxiliary axle
								W 223 x iaL 178,0 x ø 410
								ø 8 x L 18 64x

F 90 - Series (27 t) 01/89→12/96

27.272 DF, DFK, DFS	01/89→12/94	198 / 270		MP312S7115 19494	W 163 x iaL 178,0 x ø 410			MP362S7100 19496
27.272 DFA, DFAK, DFAS	01/89→12/94	198 / 270						
27.322 DF, DFK, DFS	01/89→12/94	235 / 320						
27.322 DFA, DFAK, DFAS	01/89→12/94	235 / 320						
27.372 DF, DFK, DFS	01/89→12/94	272 / 370						
27.372 DFA, DFAK, DFAS	01/89→12/94	272 / 370						
27.422 DF, DFK, DFS	01/89→12/94	309 / 420						
27.422 DFA, DFAK, DFAS	01/89→12/94	309 / 420						
27.502 DFA, DFAS	01/89→12/96	368 / 500		CVP013K 29030	[o] 249.6 x 118.4 x 28.2 Meritor D-3	disc-th.45 mm→ →disc-th.41 mm		MP362S7100 19496
				CVP018K 29053	[o] 249.6 x 118.4 x 30.2 Meritor D-3	disc-th.41 mm→ →disc-th.38 mm		8 x 18
				MP312S7115 19494	W 163 x iaL 178,0 x ø 410	optional		
				CVD522	ø 438 x 45 x 135			
								W 223 x iaL 178,0 x ø 410
								ø 8 x L 18 64x

F 90 - Series (41 t) 01/89→12/94

41.262 VFAK	01/89→12/94	193 / 260		MP312S7115 19494	W 163 x iaL 178,0 x ø 410			MP362S7100 19496
41.292 VFAK	01/89→12/94	215 / 290						
41.322 VFAK	01/89→12/94	235 / 320						
41.332 VFAK	01/89→12/94	244 / 330						
41.362 VFAK	01/89→12/94	266 / 360						
41.372 VFAK	01/89→12/94	272 / 370						
41.422 VFAK	01/89→12/94	309 / 420						
								W 223 x iaL 178,0 x ø 410
								ø 8 x L 18 64x



kW / hp

**MAN****MAN****F 90 - Series (48 t)** **01/89 → 12/96**

48.502 VF	01/89 → 12/96	398 / 500	CVP013K 29030	[o] 249.6 x 118.4 x 28.2 Meritor D-3	disc-th.45 mm → →disc-th.41 mm	MP362S7100 19496	W 223 x iaL 178,0 x ø 410	
			CVP018K 29053	[o] 249.6 x 118.4 x 30.2 Meritor D-3	disc-th.41 mm → →disc-th.38 mm	8 x 18	ø 8 x L 18	64x
			MP322S7100 19495	W 183 x iaL 178,0 x ø 410	optional			
			8 x 18	ø 8 x L 18				
			CVD522	ø 438 x 45 x 135				
48.502 VFA, VFAK	01/89 → 12/96	398 / 500	MP312S7115 19494	W 163 x iaL 178,0 x ø 410		MP362S7100 19496	W 223 x iaL 178,0 x ø 410	
						8 x 18	ø 8 x L 18	64x

Cab-over Trucks **07/86 → 05/94 → F 90 Unterflur, Page 74****F 90 Unterflur** **07/86 → 05/94**

19.322 U, 19.322 UL, 19.322 ULL (4x2)	02/90 → 05/94	235 / 320	MP322S7100 19495	W 183 x iaL 178,0 x ø 410		MP362S7100 19496	W 223 x iaL 178,0 x ø 410	
19.332 U, 19.322 UL, 19.322 ULL (4x2)	07/86 → 02/90	243 / 330	8 x 18	ø 8 x L 18	64x	8 x 18	ø 8 x L 18	64x
19.362 U, 19.362 UL, 19.362 ULL (4x2)	07/86 → 01/91	265 / 360						
19.372 U, 19.372 ULL (4x2)	02/90 → 05/94	272 / 370						
19.422 U, 19.422 ULL (4x2)	02/90 → 05/94	309 / 420						
25.322 UNL, 25.322 UNLL (6x2)	09/90 → 12/92	235 / 320						
25.372 UNL, 25.372 UNLL (6x2)	09/90 → 12/92	272 / 370						
25.422 UNL, 25.422 UNLL (6x2)	09/90 → 12/92	309 / 420						
24.322 UNL, 24.322 UNLL (6x2)	02/90 → 12/90	235 / 320	MP322S7100 19495	W 183 x iaL 178,0 x ø 410		MP302S7100 17238	W 143 x iaL 178 x ø 410	auxiliary axle
24.332 UNL, 24.332 UNLL (6x2)	10/86 → 02/90	243 / 330	8 x 18	ø 8 x L 18	64x	MP302S7115 17238	W 143 x iaL 178,0 x ø 410	auxiliary axle
24.362 UNL, 24.362 UNLL (6x2)	10/86 → 02/90	265 / 360				MP362S7100 19496	W 223 x iaL 178,0 x ø 410	
24.372 UNL, 24.372 UNLL (6x2)	02/90 → 12/90	272 / 370				8 x 18	ø 8 x L 18	64x
24.422 UNL, 24.422 UNLL (6x2)	02/90 → 12/90	309 / 420						
26.372 UNL, 26.372 UNLL (6x2)	09/90 → 05/94	272 / 370						
26.422 UNL, 26.422 UNLL (6x2)	09/90 → 05/94	309 / 420						
26.322 UNL, 26.322 UNLL (6x2)	09/90 → 05/94	235 / 320	MP312S7115 19494	W 163 x iaL 178,0 x ø 410		MP362S7100 19496	W 223 x iaL 178,0 x ø 410	
						8 x 18	ø 8 x L 18	64x

de acceso bajo **07/86 → 05/94 → F 90 Unterflur, Page 74****Véhicule à porteur remorqueur** **07/86 → 05/94 → F 90 Unterflur, Page 74****Low entry** **07/86 → 05/94 → F 90 Unterflur, Page 74****F 2000** **01/94 → 12/95**

18.273 F, FL, FLL (4x2)	06/94 →	198 / 269	CVP013K 29030	[o] 249.6 x 118.4 x 28.2 Meritor D-3	disc-th.45 mm → →disc-th.41 mm	MP362S7100 19496	W 223 x iaL 178,0 x ø 410	
19.293 FC, 19.293 FLC, 19.293 FLLC (4x2)	01/94 →	213 / 290	CVP018K 29053	[o] 249.6 x 118.4 x 30.2 Meritor D-3	disc-th.41 mm → →disc-th.38 mm	8 x 18	ø 8 x L 18	64x
19.293 FS, 19.293 FLS, 19.293 FLLS (4x2)	01/94 →	213 / 290	WIK519	L 358 / 307	2x			
19.343 FC, 19.343 FLC, 19.343 FLLC (4x2)	01/94 →	250 / 340	WIK532	L 405 / 350				
19.343 FS, 19.343 FLS, 19.343 FLLS (4x2)	01/94 →	250 / 340	WIK534	L 275				
19.403 FC, FLC, FLLC, FRC, FLRC, F-NL (4x2)	01/94 →	294 / 400						
19.403 FS, FLS, FLLS, FRS, FLRS, FLLRS (4x2)	01/94 →	294 / 400						
19.463 FC, FLC, FLLC, FRC, FLRC, F-NL (4x2)	01/94 →	338 / 460	CVD522	ø 438 x 45 x 135	→12/96			
19.463 FS, FLS, FLLS, FRS, FLRS, FLLRS (4x2)	01/94 →	338 / 460	CVD544	ø 432 x 45 x 135	⊕ rim 10 hole 01/97 →			
19.603 FLS, 19604 FLS (4x2)	04/96 →	441 / 600	CVD579	ø 432 x 45 x 130	⊕ rim 12 hole 01/97 →			
			CVD612	ø 432 x 45 x 135	⊕ rim 10 hole 01/97 →			
19.233 FC CNG (4x2)	03/00 →	170 / 231	CVP013K 29030	[o] 249.6 x 118.4 x 28.2 Meritor D-3	disc-th.45 mm → →disc-th.41 mm	MP362S7100 19496	W 223 x iaL 178,0 x ø 410	
			CVP018K 29053	[o] 249.6 x 118.4 x 30.2 Meritor D-3	disc-th.41 mm → →disc-th.38 mm	8 x 18	ø 8 x L 18	64x
			WIK519	L 358 / 307	2x			
			WIK532	L 405 / 350				
			WIK534	L 275				



kW / hp

**MAN****MAN****F 2000 01/94 → 12/95**

19.233 FC CNG (4x2)	03/00 →	170 / 231	CVD544	ø 432 x 45 x 135	⊕ rim 10 hole			
			CVD579	ø 432 x 45 x 130	⊕ rim 12 hole			
			CVD612	ø 432 x 45 x 135	⊕ rim 10 hole 01/97 →			
19.233 FK, FK-L, CNG (4x2)	03/00 →	170 / 231	MP322S7100 19495	W 183 x iaL 178,0 x ø 410		MP362S7100 19496	W 223 x iaL 178,0 x ø 410	
19.273 FA (4x4)	01/94 →	198 / 269						
19.273 FAK (4x4)	01/94 →	198 / 269	8 x 18	ø 8 x L 18	64x	8 x 18	ø 8 x L 18	64x
19.273 FAK (4x4)	01/94 →	198 / 269						
19.273 FK (4x2)	01/94 →	198 / 269						
19.293 FAC (4x4)	01/94 →	213 / 290						
19.293 FAK (4x4)	01/94 →	213 / 290						
19.293 FAS (4x4)	01/94 →	213 / 290						
19.293 FK, 19.293 FLK (4x2)	01/94 →	213 / 290						
19.314 FAC (4x4)	05/01 →	228 / 310						
19.314 FAK, FA-KI, FAK-L (4x4)	05/01 →	228 / 310						
19.314 FAS (4x4)	06/98 →	228 / 310						
19.314 FK, FK-L, F-KI, FL-KI, F-NL, FLK (4x2)	06/98 →	228 / 310						
19.323 FAC (4x4)	01/94 → 12/95	235 / 320						
19.323 FAK (4x4)	01/94 → 12/95	235 / 320						
19.323 FAS (4x4)	01/94 → 12/95	235 / 320						
19.323 FK, 19.323 FLK (4x2)	01/94 → 12/95	235 / 320						
19.343 FAC (4x4)	01/94 →	250 / 340						
19.343 FAK (4x4)	01/94 →	250 / 340						
19.343 FAS (4x4)	01/94 →	250 / 340						
19.343 FK, 19.343 FLK (4x2)	01/94 →	250 / 340						
19.364 FAC (4x4)	06/98 →	265 / 360						
19.364 FAK, FA-KI, FAK-L (4x4)	06/98 →	265 / 360						
19.364 FAS (4x4)	06/98 →	265 / 360						
19.364 FK, FK-L, F-KI, FL-KI, F-NL, FLK (4x2)	06/98 →	265 / 360						
19.373 FAC (4x4)	01/94 →	272 / 370						
19.373 FAK, FA-KI, FAK-L (4x4)	01/94 →	272 / 370						
19.373 FAS (4x4)	01/94 →	272 / 370						
19.373 FK, FK-L, F-KI, FL-KI, F-NL, FLK (4x2)	01/94 →	272 / 370						
19.403 FAC (4x4)	01/94 →	294 / 400						
19.403 FAK, FA-KI (4x4)	01/94 →	294 / 400						
19.403 FAS (4x4)	01/94 →	294 / 400						
19.403 FK, F-KI, FLK, FL-KI, F-NL (4x2)	01/94 →	294 / 400						
19.414 FAC (4x4)	06/98 →	301 / 409						
19.414 FAK, FA-KI, FAK-L (4x4)	06/98 →	301 / 409						
19.414 FAS (4x4)	06/98 →	301 / 409						
19.414 FK, F-KI, FK-L, FLK, FL-KI, F-NL (4x2)	06/98 →	301 / 409						
19.423 FAC (4x4)	01/94 → 12/95	309 / 420						
19.423 FAK, FA-KI (4x4)	01/94 →	309 / 420						
19.423 FAS (4x4)	01/94 → 12/95	309 / 420						
19.423 FK, F-KI, FK-L, FLK, FL-KI, F-NL (4x2)	01/94 →	309 / 420						
19.463 FAC (4x4)	01/94 →	338 / 460						
19.463 FAK, FA-KI, FAK-L (4x4)	01/94 →	338 / 460						
19.463 FAS (4x4)	01/94 →	338 / 460						
19.463 FK, F-KI, FK-L, FLK, FL-KI, F-NL (4x2)	01/94 →	338 / 460						
19.464 FAC (4x4)	06/98 →	338 / 460						
19.464 FAK, FA-KI, FAK-L (4x4)	06/98 →	338 / 460						
19.464 FAS (4x4)	06/98 →	338 / 460						
19.464 FK, F-KI, FK-L, FLK, FL-KI, F-NL (4x2)	06/98 →	338 / 460						
24.273 FNLLC (6x2)	01/94 → 12/95	198 / 269						
24.293 FNLLC (6x2)	01/94 →	213 / 290						
24.314 FNLLRC (6x2)	05/01 →	228 / 310						
24.323 FNLLC (6x2)	01/94 → 12/95	235 / 320						
24.343 FNLLC (6x2)	01/94 →	250 / 340						
24.364 FNLLRC (6x2)	05/01 →	265 / 360						
24.373 FNLLC (6x2)	01/94 → 12/95	272 / 370						
24.403 FNLLC (6x2)	01/94 →	294 / 400						
24.414 FNLLRC (6x2)	05/01 →	301 / 409						
24.423 FNLLC (6x2)	01/94 → 12/95	309 / 420						
24.463 FNLLC (6x2)	01/94 →	338 / 460						
24.464 FNLLRC (6x2)	05/01 →	338 / 460						
35.314 VF-TM (8x4/4)	03/02 →	228 / 310						
35.343 VFC (8x4/4)	08/95 →	250 / 340						
35.343 VFK (8x4/4)	08/95 →	250 / 340						
35.364 VF, VFC, VFRC (8x4/4)	05/01 →	265 / 360						
35.364 VFK, VF-HK, VF-KI (8x4/4)	03/02 →	265 / 360						
35.364 VF-TM (8x4/4)	03/02 →	265 / 360						
35.373 VF, VFC, VFRC (8x4/4)	05/01 →	272 / 370						
35.373 VFK, VF-HK, VF-KI (8x4/4)	03/02 →	272 / 370						
35.403 VF, VFC, VFRC (8x4/4)	08/95 →	294 / 400						
35.403 VFK, VF-HK, VF-KI (8x4/4)	03/02 →	294 / 400						
35.414 VF, VFC, VFRC (8x4/4)	05/01 →	301 / 409						
35.414 VFK, VF-HK, VF-KI (8x4/4)	03/02 →	301 / 409						
35.414 VF-TM (8x4/4)	03/02 →	301 / 409						
35.423 VF, VFC, VFRC (8x4/4)	05/01 →	309 / 420						
35.423 VFK, VF-HK, VF-KI (8x4/4)	03/02 →	309 / 420						

I - M



kW / hp

**MAN****MAN****F 2000 01/94 → 12/95**

35.463 VF, VFC, VFRC (8x4/4) 08/95→ 35.463 VFK, VF-HK, VF-KI 08/95→ (8x4/4)	338 / 460 338 / 460	MP322S7100 19495	W 183 x iaL 178,0 x ø 410		MP362S7100 19496	W 223 x iaL 178,0 x ø 410	
35.464 VF, VFC, VFRC (8x4/4) 05/01→ 35.464 VFK, VF-HK, VF-KI 03/02→ (8x4/4)	338 / 460 338 / 460	8 x 18	ø 8 x L 18	64x	8 x 18	ø 8 x L 18	64x
35.464 VF-TM (8x4/4) 03/02→ 41.343 VFC (8x4/4) 08/95→ 41.343 VFK (8x4/4) 08/95→ 41.364 VF, VFC, VFRC (8x4/4) 05/01→ 41.364 VFK, VF-HK, VF-KI 03/02→ (8x4/4)	338 / 460 250 / 340 250 / 340 265 / 360 265 / 360						
41.373 VF, VFC, VFRC (8x4/4) 05/01→ 41.373 VFK, VF-HK, VF-KI 03/02→ (8x4/4)	272 / 370 272 / 370						
41.403 VF, VFC, VFRC (8x4/4) 08/95→ 41.403 VFK, VF-HK, VF-KI 08/95→ (8x4/4)	294 / 400 294 / 400						
41.414 VF, VFC, VFRC (8x4/4) 05/01→ 41.414 VFK, VF-HK, VF-KI 03/02→ (8x4/4)	301 / 409 301 / 409						
41.423 VF, VFC, VFRC (8x4/4) 05/01→ 41.423 VFK, VF-HK, VF-KI 03/02→ (8x4/4)	309 / 420 309 / 420						
41.463 VF, VFC, VFRC (8x4/4) 08/95→ 41.463 VFK, VF-HK, VF-KI 08/95→ (8x4/4)	338 / 460 338 / 460						
41.464 VF, VFC, VFRC (8x4/4) 06/98→ 41.464 VFK, VF-HK, VF-KI 03/02→ (8x4/4)	338 / 460 338 / 460						
19.273 F, FL, FLL (4x2) 01/94→ 19.273 FS, 19.273 FLS (4x2) 01/94→12/95 19.323 FC, 19.323 FLC, 01/94→12/95 19.323 FLLC (4x2) 19.323 FS, 19.323 FLS, 01/94→12/95 19.323 FLLS (4x2)	198 / 269 198 / 269 235 / 320 235 / 320	CVP013K 29030 CVP018K 29053	[c] 249.6 x 118.4 x 28.2 Meritor D-3 [c] 249.6 x 118.4 x 30.2 Meritor D-3	disc-th.45 mm→ →disc-th.41 mm disc-th.41 mm→ →disc-th.38 mm	MP362S7100 19496 8 x 18	W 223 x iaL 178,0 x ø 410 ø 8 x L 18	64x
19.373 FC, FLC, FLLC, FRC, 01/94→ FLRC, F-NL (4x2) 19.373 FS, FLS, FLLS, FRS, 01/94→ FLRS, FLLRS (4x2) 19.423 FC, FLC, FLLC, F-NL 01/94→ (4x2) 19.423 FS, FLS, FLLS (4x2) 01/94→	272 / 370 272 / 370 309 / 420 309 / 420	WIK519 WIK532 WIK534 CVD522	L 358 / 307 L 405 / 350 L 275 ø 438 x 45 x 135	2x			
19.314 FC, FLC, FLLC, FLLW, 06/98→ FRC, FLRC, FLLRC, FLL, FLLR, 06/98→ F-N (4x2) 19.314 FS, FLS, FLLS, FRS, 06/98→ FLRS, FLLRS (4x2) 19.364 FC, FLC, FLLC, FLLW, 06/98→ FRC, FLRC, FLLRC, FLL, FLLR, 06/98→ F-N (4x2) 19.364 FS, FLS, FLLS, FRS, 06/98→ FLRS, FLLRS (4x2) 19.414 FC, FLC, FLLC, FRC, 06/98→ FLRC, FLLRC, FLL, FLLR, F-NL 06/98→ (4x2) 19.414 FS, FLS, FLLS, FRS, 06/98→ FLRS, FLLRS (4x2) 19.464 FC, FLC, FLLC, FLL, 06/98→ FRC, FLLR, FLLRC, FLLW, F- 06/98→ NL (4x2) 19.464 FS, FLS, FLLS, FRS, 06/98→ FLRS, FLLRS (4x2)	228 / 310 228 / 310 265 / 360 265 / 360 301 / 409 301 / 409 338 / 460 338 / 460	CVP013K 29030 CVP018K 29053 WIK519 WIK532 WIK534 CVD544 CVD579 CVD612	[c] 249.6 x 118.4 x 28.2 Meritor D-3 [c] 249.6 x 118.4 x 30.2 Meritor D-3 L 358 / 307 L 405 / 350 L 275 ø 432 x 45 x 135 ø 432 x 45 x 130 ø 432 x 45 x 135	disc-th.45 mm→ →disc-th.41 mm disc-th.41 mm→ →disc-th.38 mm 2x L 405 / 350 L 275 ⊕ rim 10 hole ⊕ rim 12 hole ⊕ rim 10 hole	MP362S7100 19496 8 x 18	W 223 x iaL 178,0 x ø 410 ø 8 x L 18	64x
23.293 FNLLC (6x2) 01/94→ 23.343 FNLLC (6x2) 01/94→ 23.403 FNLLC (6x2) 01/94→ 23.463 FNLLC (6x2) 01/94→ 26.233 FVLC CNG (6x2/4) 09/96→ 26.293 FNLLC, 26.293 FNLLC, 01/94→ 26.293 FVLC (6x2/2/4) 26.293 FNLS, 26.293 FVLS 01/94→ (6x2/2/4) 26.343 FNLLC, 26.343 FNLLC, 01/94→ 26.343 FVLC (6x2/2/4) 26.343 FNLS, 26.343 FVLS 01/94→ (6x2/2/4) 26.403 FNLLC, 26.403 FNLLC, 01/94→ 26.403 FVLC (6x2/2/4) 26.403 FNLS, 26.403 FVLS 01/94→ (6x2/2/4) 26.463 FNLLC, FNLLC, 01/94→ FNLLRC, FNLLW, FNLLRC, FNLLRC, FVLC (6x2/2/4) 26.463 FNLS, FVLS, FVLS, 01/94→ (6x2/2/4)	213 / 290 250 / 340 294 / 400 338 / 460 170 / 231 213 / 290 213 / 290 213 / 290 250 / 340 250 / 340 294 / 400 294 / 400 338 / 460 338 / 460 338 / 460	CVP013K 29030 CVP018K 29053 WIK519 WIK532 WIK534 CVD522 CVD544 CVD579 CVD612	[c] 249.6 x 118.4 x 28.2 Meritor D-3 [c] 249.6 x 118.4 x 30.2 Meritor D-3 L 358 / 307 L 405 / 350 L 275 ø 438 x 45 x 135 ø 432 x 45 x 135 ø 432 x 45 x 130 ø 432 x 45 x 135	disc-th.45 mm→ →disc-th.41 mm disc-th.41 mm→ →disc-th.38 mm 2x L 405 / 350 L 275 →12/96 ⊕ rim 10 hole 01/97→ ⊕ rim 12 hole 01/97→ ⊕ rim 10 hole 01/97→	MP302S7100 17238 MP302S7115 17238 MP362S7100 19496 8 x 18	W 143 x iaL 178 x ø 410 W 143 x iaL 178,0 x ø 410 W 223 x iaL 178,0 x ø 410 ø 8 x L 18	auxiliary axle auxiliary axle 64x
23.314 FNLLC (6x2) 05/01→ 23.314 FNLLC (6x2/4) 05/01→ 23.364 FNLLC (6x2) 05/01→ 23.364 FNLLC (6x2/4) 05/01→ 23.414 FNLLC (6x2) 05/01→ 23.414 FNLLC (6x2/4) 05/01→ 23.464 FNLLC (6x2/4) 05/01→ 23.464 FNLLC (6x2) 05/01→ 26.233 FVL-KO (6x2/4) 03/00→ 26.314 DFC, DFLC (6x4) 05/01→ 26.314 DFS, DFSL (6x4) 05/01→	228 / 310 228 / 310 265 / 360 265 / 360 301 / 409 301 / 409 338 / 460 338 / 460 170 / 231 228 / 310 228 / 310	CVP013K 29030 CVP018K 29053 WIK519 WIK532 WIK534	[c] 249.6 x 118.4 x 28.2 Meritor D-3 [c] 249.6 x 118.4 x 30.2 Meritor D-3 L 358 / 307 L 405 / 350 L 275	disc-th.45 mm→ →disc-th.41 mm disc-th.41 mm→ →disc-th.38 mm 2x L 405 / 350 L 275	MP302S7100 17238 MP302S7115 17238 MP362S7100 19496 8 x 18	W 143 x iaL 178 x ø 410 W 143 x iaL 178,0 x ø 410 W 223 x iaL 178,0 x ø 410 ø 8 x L 18	auxiliary axle auxiliary axle 64x



kW / hp

**MAN****MAN****F 2000 01/94 → 12/95**

26.314 FNLC, FNLLC, FNLLRC, FNLLW, FNLR, FNLLRC, FVLC (6x2/2/4)	05/01 →	228 / 310		CVD544	ø 432 x 45 x 135	⊕ rim 10 hole			
26.314 FNLS (6x2)	05/01 →	228 / 310		CVD579	ø 432 x 45 x 130	⊕ rim 12 hole			
26.314 FVL-KO (6x2/4)	05/01 →	228 / 310		CVD612	ø 432 x 45 x 135	⊕ rim 10 hole			
26.314 FVLS, FVLR (6x2/4)	05/01 →	265 / 360							
26.364 DFC, DFCL (6x4)	05/01 →	265 / 360							
26.364 DFS, DFSL (6x4)	05/01 →	265 / 360							
26.364 FNLC, FNLLC, FNLLRC, FNLLW, FNLR, FNLLRC, FVLC (6x2/2/4)	05/01 →	265 / 360							
26.364 FNLS (6x2)	05/01 →	265 / 360							
26.364 FVL-KO (6x2/4)	05/01 →	265 / 360							
26.364 FVLS, FVLR (6x2/4)	05/01 →	265 / 360							
26.414 DFC, DFCL (6x4)	05/01 →	301 / 409							
26.414 DFS, DFSL (6x4)	05/01 →	301 / 409							
26.414 FNLC, FNLLC, FNLLRC, FNLLW, FNLR, FNLLRC, FVLC (6x2/2/4)	05/01 →	301 / 409							
26.414 FNLS (6x2)	05/01 →	301 / 409							
26.414 FVL-KO (6x2/4)	05/01 →	301 / 409							
26.414 FVLS, FVLR (6x2/4)	05/01 →	301 / 409							
26.464 DFC, DFCL (6x4)	05/01 →	338 / 460							
26.464 FNLC, FNLLC, FNLLRC, FNLLW, FNLR, FNLLRC, FVLC (6x2/2/4)	05/01 →	338 / 460							
26.464 FNLS (6x2)	05/01 →	338 / 460							
26.464 FVL-KO (6x2/4)	05/01 →	338 / 460							
26.464 FVLS, FVLR (6x2/4)	05/01 →	338 / 460							
26.604 DFSL (6x4)	04/00 →	441 / 600							
27.314 DFC (6x4)	05/01 →	228 / 310							
27.314 DFS (6x4)	05/01 →	228 / 310							
27.364 DFC (6x4)	05/01 →	265 / 360							
27.364 DFS (6x4)	05/01 →	265 / 360							
27.414 DFC (6x4)	05/01 →	301 / 409							
27.414 DFS (6x4)	05/01 →	301 / 409							
33.364 DFC (6x4)	05/01 →	265 / 360							
33.364 DFK, DF-KI (6x4)	05/01 →	265 / 360							
33.364 DFS, DFRS (6x4)	05/01 →	265 / 360							
33.414 DFC (6x4)	05/01 →	301 / 409							
33.414 DFK, DF-KI (6x4)	05/01 →	301 / 409							
33.414 DFS, DFRS (6x4)	05/01 →	301 / 409							
33.464 DFC (6x4)	05/01 →	338 / 460							
33.464 DFK, DF-KI (6x4)	05/01 →	338 / 460							
33.464 DFS, DFRS (6x4)	05/01 →	338 / 460							
26.273 DFC, 26.273 DFCL (6x4)	01/94 → 12/95	198 / 269		CVP013K 29030	[o] 249.6 x 118.4 x 28.2 Meritor D-3	disc-th.45 mm → → disc-th.41 mm		MP322S7100 19495	W 183 x iaL 178,0 x ø 410
26.273 DFS, 26.273 DFSL (6x4)	01/94 → 12/95	198 / 269		CVP018K 29053	[o] 249.6 x 118.4 x 30.2 Meritor D-3	disc-th.41 mm → → disc-th.38 mm		8 x 18	ø 8 x L 18
26.323 DFC, 26.323 DFCL (6x4)	01/94 → 12/95	235 / 320		WIK519	L 358 / 307	2x			64x
26.323 DFS, 26.323 DFSL (6x4)	01/94 → 12/95	235 / 320		WIK532	L 405 / 350				
26.373 DFC, 26.373 DFCL (6x4)	01/94 → 12/95	272 / 370		WIK534	L 275				
26.373 DFS, 26.373 DFSL (6x4)	01/94 → 12/95	272 / 370		CVD522	ø 438 x 45 x 135				
26.423 DFC, 26.423 DFCL (6x4)	01/94 → 12/95	309 / 420							
26.423 DFS, 26.423 DFSL (6x4)	01/94 → 12/95	309 / 420							
27.273 DFC (6x4)	01/94 → 12/95	198 / 269							
27.273 DFS (6x4)	01/94 → 12/95	198 / 269							
27.323 DFC (6x4)	01/94 → 12/95	235 / 320							
27.323 DFS (6x4)	01/94 → 12/95	235 / 320							
27.373 DFC (6x4)	01/94 →	272 / 370							
27.373 DFS (6x4)	01/94 →	272 / 370							
27.423 DFC (6x4)	01/94 →	309 / 420							
27.423 DFS (6x4)	01/94 →	309 / 420							
33.323 DFC (6x4)	01/94 → 12/95	235 / 320							
33.323 DFK (6x4)	01/94 → 12/95	235 / 320							
33.323 DFS (6x4)	01/94 → 12/95	235 / 320							
33.373 DFC (6x4)	01/94 →	272 / 370							
33.373 DFK, DF-KI (6x4)	01/94 →	272 / 370							
33.373 DFS, DFRS (6x4)	01/94 →	272 / 370							
33.423 DFC (6x4)	01/94 →	309 / 420							
33.423 DFK, DF-KI (6x4)	01/94 →	309 / 420							
33.423 DFS, DFRS (6x4)	01/94 →	309 / 420							
26.273 DFK, 26.273 DFLK (6x4)	01/94 → 12/95	198 / 269		MP322S7100 19495	W 183 x iaL 178,0 x ø 410			MP322S7100 19495	W 183 x iaL 178,0 x ø 410
26.293 DFK, 26.293 DFLK (6x4)	01/94 →	213 / 290		8 x 18	ø 8 x L 18	64x		8 x 18	ø 8 x L 18
26.314 DFK, DFLK, DFLK-L (6x4)	05/01 →	228 / 310							
26.314 DF-TM (6x4)	05/01 →	228 / 310							
26.323 DFK, 26.323 DFLK (6x4)	01/94 → 12/95	235 / 320							
26.343 DFK, 26.343 DFLK (6x4)	01/94 →	250 / 340							
26.364 DFK, DFLK, DFLK-L (6x4)	05/01 →	265 / 360							
26.364 DF-TM (6x4)	05/01 →	265 / 360							
26.373 DFK, 26.373 DFLK (6x4)	01/94 → 12/95	272 / 370							
26.403 DFK, 26.403 DFLK (6x4)	01/94 →	294 / 400							
26.414 DFK, DFLK, DFLK-L (6x4)	05/01 →	301 / 409							
26.414 DF-TM (6x4)	05/01 →	301 / 409							
26.423 DFK, 26.423 DFLK (6x4)	01/94 → 12/95	309 / 420							

I - M



kW / hp

**MAN****MAN****F 2000 01/94 → 12/95**

Model	Year	Power (kW / hp)	MP322S7100 19495 8 x 18	W 183 x iaL 178,0 x ø 410 ø 8 x L 18	64x	MP322S7100 19495 8 x 18	W 183 x iaL 178,0 x ø 410 ø 8 x L 18	64x
26.463 DFK, DFLK, DFLK-L (6x4)	01/94→	338 / 460						
26.464 DFK, DFLK, DFLK-L (6x4)	05/01→	338 / 460						
26.464 DFS, DFSL (6x4)	05/01→	338 / 460						
26.464 DF-TM (6x4)	05/01→	338 / 460						
26.603 DFK, DFLK (6x4)	06/96→	441 / 600						
27.273 DFAC (6x6)	01/94→12/95	198 / 269						
27.273 DFAK (6x6)	01/94→12/95	198 / 269						
27.273 DFAS (6x6)	01/94→12/95	198 / 269						
27.273 DFK (6x4)	01/94→12/95	198 / 269						
27.293 DFAC (6x6)	01/94→	213 / 290						
27.293 DFAK (6x6)	01/94→	213 / 290						
27.293 DFAS (6x6)	01/94→	213 / 290						
27.293 DFK (6x4)	01/94→	213 / 290						
27.314 DFAC (6x6)	05/01→	228 / 310						
27.314 DFAK, DFA-KI, DFAK-L (6x6)	05/01→	228 / 310						
27.314 DFAS (6x6)	05/01→	228 / 310						
27.314 DFK, DFLK, DFLK-L, DF-KI (6x4)	05/01→	228 / 310						
27.314 DF-TM (6x4)	05/01→	228 / 310						
27.323 DFAC (6x6)	01/94→12/95	235 / 320						
27.323 DFAK, DFA-KI (6x6)	01/94→	235 / 320						
27.323 DFAS (6x6)	01/94→12/95	235 / 320						
27.323 DFK, DF-KI (6x4)	01/94→	235 / 320						
27.343 DFAC (6x6)	01/94→	250 / 340						
27.343 DFAK (6x6)	01/94→	250 / 340						
27.343 DFAS (6x6)	01/94→	250 / 340						
27.343 DFK (6x4)	01/94→	250 / 340						
27.364 DFAC (6x6)	05/01→	265 / 360						
27.364 DFAK, DFA-KI, DFAK-L (6x6)	05/01→	265 / 360						
27.364 DFAS (6x6)	05/01→	265 / 360						
27.364 DFK, DFK-KI, DFK-L, DF-KI (6x4)	05/01→	265 / 360						
27.364 DF-TM (6x4)	05/01→	265 / 360						
27.373 DFAC (6x6)	01/94→	272 / 370						
27.373 DFAK, DFA-KI, DFAK-L (6x6)	01/94→	272 / 370						
27.373 DFAS (6x6)	01/94→	272 / 370						
27.373 DFK, DFK-KI, DFK-L, DF-KI (6x4)	01/94→	272 / 370						
27.373 DF-TM (6x4)	07/00→	272 / 370						
27.403 DFAC (6x6)	01/94→	294 / 400						
27.403 DFAK, DFA-KI, DFAK-L (6x6)	01/94→	294 / 400						
27.403 DFAS (6x6)	01/94→	294 / 400						
27.403 DFK, DFK-KI, DFK-L, DF-KI (6x4)	01/94→	294 / 400						
27.403 DF-TM (6x4)	07/00→	294 / 400						
27.414 DFAC (6x6)	05/01→	301 / 409						
27.414 DFAK, DFA-KI, DFAK-L (6x6)	05/01→	301 / 409						
27.414 DFAS (6x6)	05/01→	301 / 409						
27.414 DFK, DFK-KI, DFK-L, DF-KI (6x4)	05/01→	301 / 409						
27.414 DF-TM (6x4)	05/01→	301 / 409						
27.423 DFAC (6x6)	01/94→	309 / 420						
27.423 DFAK, DFA-KI, DFAK-L (6x6)	01/94→	309 / 420						
27.423 DFAS (6x6)	01/94→12/95	309 / 420						
27.423 DFK, DFK-KI, DFK-L, DF-KI (6x4)	01/94→	309 / 420						
27.423 DF-TM (6x4)	07/00→	309 / 420						
27.463 DFAC (6x6)	01/94→	338 / 460						
27.463 DFAK, DFA-KI, DFAK-L (6x6)	01/94→	338 / 460						
27.463 DFAS (6x6)	01/94→	338 / 460						
27.463 DFK, DFK-KI, DFK-L, DF-KI (6x4)	01/94→	338 / 460						
27.463 DF-TM (6x4)	07/00→	338 / 460						
27.464 DFAC (6x6)	05/01→	338 / 460						
27.464 DFAK, DFA-KI, DFAK-L (6x6)	05/01→	338 / 460						
27.464 DFAS (6x6)	05/01→	338 / 460						
27.464 DFK, DFK-KI, DFK-L, DF-KI (6x4)	05/01→	338 / 460						
27.464 DF-TM (6x4)	05/01→	338 / 460						
27.603 DFAS (6x6)	01/96→	441 / 600						
27.604 DFAS (6x6)	04/00→	441 / 600						
32.293 VFC (8x4/4)	08/95→	213 / 290						
32.314 VF, VFC (8x4/4)	05/01→	228 / 310						
32.314 VFK, VF-HK (8x4/4)	05/01→	228 / 310						
32.314 VF-TM (8x4/4)	05/01→	228 / 310						
32.343 VFC (8x4/4)	08/95→	250 / 340						
32.343 VFK (8x4/4)	08/95→	250 / 340						
32.364 VF, VFC (8x4/4)	05/01→	265 / 360						
32.364 VFK, VF-HK (8x4/4)	05/01→	265 / 360						
32.364 VF-TM (8x4/4)	05/01→	265 / 360						
32.403 VFC (8x4/4)	08/95→	294 / 400						
32.403 VFK (8x4/4)	08/95→	294 / 400						
32.414 VF, VFC (8x4/4)	05/01→	301 / 409						
32.414 VFK, VF-HK (8x4/4)	05/01→	301 / 409						
32.414 VF-TM (8x4/4)	05/01→	301 / 409						
32.463 VFC (8x4/4)	08/95→	338 / 460						
32.463 VFK (8x4/4)	08/95→	338 / 460						
32.464 VF, VFC (8x4/4)	05/01→	338 / 460						
32.464 VFK, VF-HK (8x4/4)	05/01→	338 / 460						
32.464 VF-TM (8x4/4)	05/01→	338 / 460						
33.323 DFAC (6x6)	01/94→12/95	235 / 320						

I-M



kW / hp

**MAN****MAN****F 2000** **01/94→12/95**

33.323 DFAK (6x6)	01/94→12/95	235 / 320	MP322S7100 19495 8 x 18	W 183 x iaL 178,0 x ø 410	64x	MP322S7100 19495 8 x 18	W 183 x iaL 178,0 x ø 410	64x						
33.323 DFAS (6x6)	01/94→12/95	235 / 320												
33.343 DFAC (6x6)	01/94→	250 / 340												
33.343 DFAK (6x6)	01/94→	250 / 340												
33.343 DFAS (6x6)	01/94→	250 / 340												
33.364 DFAC (6x6)	05/01→	265 / 360												
33.364 DFAK (6x6)	05/01→	265 / 360												
33.364 DFAS (6x6)	05/01→	265 / 360												
33.373 DFAC (6x6)	01/94→	272 / 370												
33.373 DFAK (6x6)	01/94→	272 / 370												
33.373 DFAS (6x6)	01/94→	272 / 370												
33.403 DFAC (6x6)	01/94→	294 / 400												
33.403 DFAK (6x6)	01/94→	294 / 400												
33.403 DFAS (6x6)	01/94→	294 / 400												
33.414 DFAC (6x6)	05/01→	301 / 409												
33.414 DFAK (6x6)	05/01→	301 / 409												
33.414 DFAS (6x6)	05/01→	301 / 409												
33.423 DFAC (6x6)	01/94→	309 / 420												
33.423 DFAK (6x6)	01/94→	309 / 420												
33.423 DFAS (6x6)	01/94→	309 / 420												
33.463 DFAC (6x6)	01/94→	338 / 460												
33.463 DFAK (6x6)	01/94→	338 / 460												
33.463 DFAS (6x6)	01/94→	338 / 460												
33.603 DFAC (6x6)	06/96→	441 / 600												
33.603 DFAS (6x6)	06/96→	441 / 600												
33.604 DFAS (6x6)	04/00→	441 / 600												
37.414 VFA (8x8)	06/98→	301 / 409												
37.464 VFA (8x8)	06/98→	338 / 460												
40.373 DFAK (6x6)	05/01→	272 / 370												
40.373 DFK (6x4)	05/01→	272 / 370												
40.414 DFAK (6x6)	05/01→	301 / 409												
40.414 DFK (6x4)	05/01→	301 / 409												
40.423 DFAK (6x4)	05/01→	309 / 420												
40.423 DFK (6x4)	05/01→	309 / 420												
26.273 FNLC, 26.273 FNLLC, 26.273 FVLC (6x2/2/4)	01/94→12/95	198 / 269							CVP013K 29030	[o] 249.6 x 118.4 x 28.2 Meritor D-3	disc-th.45 mm→ →disc-th.41 mm	MP322S7100 17238	W 143 x iaL 178 x ø 410	auxiliary axle
26.273 FNLS, 26.273 FVLS (6x2/2/4)	01/94→12/95	198 / 269							CVP018K 29053	[o] 249.6 x 118.4 x 30.2 Meritor D-3	disc-th.41 mm→ →disc-th.38 mm	MP302S7115 17238	W 143 x iaL 178,0 x ø 410	auxiliary axle
26.323 FNLC, 26.323 FNLLC, 26.323 FVLC (6x2/2/4)	01/94→12/95	235 / 320							WIK519	L 358 / 307	2x	MP362S7100 19496	W 223 x iaL 178,0 x ø 410	
26.373 FNLC, 26.373 FNLLC, 26.373 FVLC (6x2/2/4)	01/94→12/95	272 / 370							WIK532	L 405 / 350		8 x 18	ø 8 x L 18	64x
26.373 FNLS, 26.373 FVLS (6x2/2/4)	01/94→12/95	272 / 370							WIK534	L 275				
26.423 FNLC, 26.423 FNLLC, 26.423 FVLC (6x2/2/4)	01/94→12/95	309 / 420							CVD522	ø 438 x 45 x 135				
26.423 FNLS, 26.423 FVLS (6x2/2/4)	01/94→12/95	309 / 420												
26.293 DFC, 26.293 DFCL (6x4)	01/94→	213 / 290	CVP013K 29030	[o] 249.6 x 118.4 x 28.2 Meritor D-3	disc-th.45 mm→ →disc-th.41 mm	MP322S7100 19495 8 x 18	W 183 x iaL 178,0 x ø 410	64x						
26.293 DFS, 26.293 DFSL (6x4)	01/94→	213 / 290	CVP018K 29053	[o] 249.6 x 118.4 x 30.2 Meritor D-3	disc-th.41 mm→ →disc-th.38 mm									
26.343 DFC, 26.343 DFCL (6x4)	01/94→	250 / 340	WIK519	L 358 / 307	2x									
26.343 DFS, 26.343 DFSL (6x4)	01/94→	250 / 340	WIK532	L 405 / 350										
26.403 DFC, 26.403 DFCL (6x4)	01/94→	294 / 400	WIK534	L 275										
26.403 DFS, 26.403 DFSL (6x4)	01/94→	294 / 400	CVD522	ø 438 x 45 x 135	→12/96									
26.463 DFC, DFCL (6x4)	01/94→	338 / 460	CVD544	ø 432 x 45 x 135	⊗ rim 10 hole 01/97→									
26.463 DFS, DFSL (6x4)	01/94→	338 / 460	CVD579	ø 432 x 45 x 130	⊗ rim 12 hole 01/97→									
26.603 DFC, DFCL (6x4)	06/96→	441 / 600	CVD612	ø 432 x 45 x 135	⊗ rim 10 hole 01/97→									
26.603 DFS, DFSL (6x4)	06/96→	441 / 600												
27.293 DFC (6x4)	01/94→	213 / 290												
27.293 DFS (6x4)	01/94→	213 / 290												
27.343 DFC (6x4)	01/94→	250 / 340												
27.343 DFS (6x4)	01/94→	250 / 340												
27.403 DFC (6x4)	01/94→	294 / 400												
27.403 DFS (6x4)	01/94→	294 / 400												
27.463 DFC (6x4)	01/94→	338 / 460												
27.463 DFS (6x4)	01/94→	338 / 460												
27.464 DFC (6x4)	01/94→	338 / 460												
27.464 DFS (6x4)	01/94→	338 / 460												
27.603 DFS (6x4)	01/96→	441 / 600												
33.343 DFC (6x4)	01/94→	250 / 340												
33.343 DFK (6x4)	01/94→	250 / 340												
33.343 DFS (6x4)	01/94→	250 / 340												
33.403 DFC (6x4)	01/94→	294 / 400												
33.403 DFK, DF-KI (6x4)	01/94→	294 / 400												
33.403 DFS, DFRS (6x4)	01/94→	294 / 400												
33.463 DFC (6x4)	01/94→	338 / 460												
33.463 DFK, DF-KI (6x4)	01/94→	338 / 460												
33.463 DFS, DFRS (6x4)	01/94→	338 / 460												
33.603 DFC (6x4)	06/96→	441 / 600												
33.603 DFS, DFRS (6x4)	06/96→	441 / 600												
27.314 FVL (6x2)	06/98→	228 / 310	CVP013K 29030	[o] 249.6 x 118.4 x 28.2 Meritor D-3	disc-th.45 mm→ →disc-th.41 mm	MP322S7100 19495	W 183 x iaL 178,0 x ø 410							
27.364 FVL (6x2)	06/98→	265 / 360												
27.414 FVL (6x2)	06/98→	301 / 409												

I - M



kW / hp

**MAN****MAN****F 2000** **01/94 → 12/95**

27.464 FVL (6x2)	06/98 →	338 / 460	CVP018K 29053	[o] 249.6 x 118.4 x 30.2 Meritor D-3	disc-th.41 mm → →disc-th.38 mm	WIK519	L 358 / 307	2x	WIK532	L 405 / 350		WIK534	L 275		CVD544	ø 432 x 45 x 135	⊕ rim 10 hole	CVD579	ø 432 x 45 x 130	⊕ rim 12 hole	CVD612	ø 432 x 45 x 135	⊕ rim 10 hole	ABS		MP322S7100 19495	W 183 x iaL 178,0 x ø 410			
27.604 DFS (6x4)	04/00 →	441 / 600	CVP013K 29030	[o] 249.6 x 118.4 x 28.2 Meritor D-3	disc-th.45 mm → →disc-th.41 mm	WIK519	L 358 / 307	2x	WIK532	L 405 / 350		WIK534	L 275		CVD544	ø 432 x 45 x 135	⊕ rim 10 hole	CVD579	ø 432 x 45 x 130	⊕ rim 12 hole	CVD612	ø 432 x 45 x 135	⊕ rim 10 hole	ABS		MP322S7100 19495	W 183 x iaL 178,0 x ø 410			
33.604 DFS (6x4)	04/00 →	441 / 600	CVP018K 29053	[o] 249.6 x 118.4 x 30.2 Meritor D-3	disc-th.41 mm → →disc-th.38 mm	WIK519	L 358 / 307	2x	WIK532	L 405 / 350		WIK534	L 275		CVD544	ø 432 x 45 x 135	⊕ rim 10 hole	CVD579	ø 432 x 45 x 130	⊕ rim 12 hole	CVD612	ø 432 x 45 x 135	⊕ rim 10 hole	ABS		MP322S7100 19495	W 183 x iaL 178,0 x ø 410			
40.273 DFAK (6x6)	01/94 →	198 / 269	MP322S7100 19495	W 183 x iaL 178,0 x ø 410		WIK519	ø 8 x L 18		WIK532			WIK534			CVD544	ø 432 x 45 x 135	⊕ rim 10 hole	CVD579	ø 432 x 45 x 130	⊕ rim 12 hole	CVD612	ø 432 x 45 x 135	⊕ rim 10 hole	ABS		MP322S7100 19495	W 183 x iaL 178,0 x ø 410			
40.273 DFK (6x4)	01/94 →	198 / 269				WIK519	ø 8 x L 18		WIK532			WIK534			CVD544	ø 432 x 45 x 135	⊕ rim 10 hole	CVD579	ø 432 x 45 x 130	⊕ rim 12 hole	CVD612	ø 432 x 45 x 135	⊕ rim 10 hole	ABS		MP322S7100 19495	W 183 x iaL 178,0 x ø 410			
40.403 DFAK (6x6)	01/94 →	294 / 400				WIK519	ø 8 x L 18		WIK532			WIK534			CVD544	ø 432 x 45 x 135	⊕ rim 10 hole	CVD579	ø 432 x 45 x 130	⊕ rim 12 hole	CVD612	ø 432 x 45 x 135	⊕ rim 10 hole	ABS		MP322S7100 19495	W 183 x iaL 178,0 x ø 410			
40.403 DFK (6x4)	01/94 →	294 / 400				WIK519	ø 8 x L 18		WIK532			WIK534			CVD544	ø 432 x 45 x 135	⊕ rim 10 hole	CVD579	ø 432 x 45 x 130	⊕ rim 12 hole	CVD612	ø 432 x 45 x 135	⊕ rim 10 hole	ABS		MP322S7100 19495	W 183 x iaL 178,0 x ø 410			
40.463 DFAK (6x6)	01/94 →	338 / 460				WIK519	ø 8 x L 18		WIK532			WIK534			CVD544	ø 432 x 45 x 135	⊕ rim 10 hole	CVD579	ø 432 x 45 x 130	⊕ rim 12 hole	CVD612	ø 432 x 45 x 135	⊕ rim 10 hole	ABS		MP322S7100 19495	W 183 x iaL 178,0 x ø 410			
40.463 DFAS (6x6)	01/94 →	338 / 460				WIK519	ø 8 x L 18		WIK532			WIK534			CVD544	ø 432 x 45 x 135	⊕ rim 10 hole	CVD579	ø 432 x 45 x 130	⊕ rim 12 hole	CVD612	ø 432 x 45 x 135	⊕ rim 10 hole	ABS		MP322S7100 19495	W 183 x iaL 178,0 x ø 410			
40.463 DFK (6x4)	01/94 →	338 / 460				WIK519	ø 8 x L 18		WIK532			WIK534			CVD544	ø 432 x 45 x 135	⊕ rim 10 hole	CVD579	ø 432 x 45 x 130	⊕ rim 12 hole	CVD612	ø 432 x 45 x 135	⊕ rim 10 hole	ABS		MP322S7100 19495	W 183 x iaL 178,0 x ø 410			
40.464 DFAK (6x6)	05/01 →	338 / 460				WIK519	ø 8 x L 18		WIK532			WIK534			CVD544	ø 432 x 45 x 135	⊕ rim 10 hole	CVD579	ø 432 x 45 x 130	⊕ rim 12 hole	CVD612	ø 432 x 45 x 135	⊕ rim 10 hole	ABS		MP322S7100 19495	W 183 x iaL 178,0 x ø 410			
40.464 DFAS (6x6)	05/01 →	338 / 460				WIK519	ø 8 x L 18		WIK532			WIK534			CVD544	ø 432 x 45 x 135	⊕ rim 10 hole	CVD579	ø 432 x 45 x 130	⊕ rim 12 hole	CVD612	ø 432 x 45 x 135	⊕ rim 10 hole	ABS		MP322S7100 19495	W 183 x iaL 178,0 x ø 410			
40.464 DFK (6x4)	05/01 →	338 / 460				WIK519	ø 8 x L 18		WIK532			WIK534			CVD544	ø 432 x 45 x 135	⊕ rim 10 hole	CVD579	ø 432 x 45 x 130	⊕ rim 12 hole	CVD612	ø 432 x 45 x 135	⊕ rim 10 hole	ABS		MP322S7100 19495	W 183 x iaL 178,0 x ø 410			
40.403 DFAS (6x6)	01/94 →	294 / 400	CVP013K 29030	[o] 249.6 x 118.4 x 28.2 Meritor D-3	disc-th.45 mm → →disc-th.41 mm	WIK519	L 358 / 307	2x	WIK532	L 405 / 350		WIK534	L 275		CVD544	ø 438 x 45 x 135	→12/96	CVD579	ø 432 x 45 x 130	01/97 → ⊕ rim 10 hole	CVD612	ø 432 x 45 x 135	⊕ rim 10 hole	ABS		MP322S7100 19495	W 183 x iaL 178,0 x ø 410			
40.403 DFS (6x4)	01/94 →	294 / 400	CVP018K 29053	[o] 249.6 x 118.4 x 30.2 Meritor D-3	disc-th.41 mm → →disc-th.38 mm	WIK519	L 358 / 307	2x	WIK532	L 405 / 350		WIK534	L 275		CVD544	ø 432 x 45 x 135	⊕ rim 10 hole	CVD579	ø 432 x 45 x 130	⊕ rim 12 hole	CVD612	ø 432 x 45 x 135	⊕ rim 10 hole	ABS		MP322S7100 19495	W 183 x iaL 178,0 x ø 410			
40.463 DFS (6x4)	01/94 →	338 / 460	CVP013K 29030	[o] 249.6 x 118.4 x 28.2 Meritor D-3	disc-th.45 mm → →disc-th.41 mm	WIK519	L 358 / 307	2x	WIK532	L 405 / 350		WIK534	L 275		CVD544	ø 432 x 45 x 135	⊕ rim 10 hole	CVD579	ø 432 x 45 x 130	⊕ rim 12 hole	CVD612	ø 432 x 45 x 135	⊕ rim 10 hole	ABS		MP322S7100 19495	W 183 x iaL 178,0 x ø 410			

F2000 - Series (48 t) **01/94 →**

48.343 VF, VFA	01/94 →	250 / 340	MP362S7100 19495	W 223 x iaL 178,0 x ø 410		WIK519	ø 8 x L 18	64x	WIK532			WIK534		CVD544	ø 432 x 45 x 135	⊕ rim 10 hole	CVD579	ø 432 x 45 x 130	⊕ rim 12 hole	CVD612	ø 432 x 45 x 135	⊕ rim 10 hole	ABS		MP362S7100 19495	W 223 x iaL 178,0 x ø 410			
48.403 VF, VFA	01/94 →	294 / 400				WIK519	ø 8 x L 18	64x	WIK532			WIK534		CVD544	ø 432 x 45 x 135	⊕ rim 10 hole	CVD579	ø 432 x 45 x 130	⊕ rim 12 hole	CVD612	ø 432 x 45 x 135	⊕ rim 10 hole	ABS		MP362S7100 19495	W 223 x iaL 178,0 x ø 410			
48.463 VF, VFA	01/94 →	338 / 460				WIK519	ø 8 x L 18	64x	WIK532			WIK534		CVD544	ø 432 x 45 x 135	⊕ rim 10 hole	CVD579	ø 432 x 45 x 130	⊕ rim 12 hole	CVD612	ø 432 x 45 x 135	⊕ rim 10 hole	ABS		MP362S7100 19495	W 223 x iaL 178,0 x ø 410			

FOCL **08/04 →**

12.240 (4x2)	08/07 →	176 / 240	CVP013K 29030	[o] 249.6 x 118.4 x 28.2 Meritor D-3	disc-th.45 mm → →disc-th.41 mm	WIK519	L 358 / 307	2x	WIK532	L 405 / 350		WIK534	L 275		CVD544	ø 438 x 45 x 135	→12/96	CVD579	ø 432 x 45 x 130	01/97 → ⊕ rim 10 hole	CVD612	ø 432 x 45 x 135	⊕ rim 10 hole	ABS		CVP013K 29030	[o] 249.6 x 118.4 x 28.2 Meritor D-3	disc-th.45 mm → →disc-th.41 mm		
12.250 (4x2)	08/04 →	184 / 250	CVP018K 29053	[o] 249.6 x 118.4 x 30.2 Meritor D-3	disc-th.41 mm → →disc-th.38 mm	WIK519	L 358 / 307	2x	WIK532	L 405 / 350		WIK534	L 275		CVD544	ø 432 x 45 x 135	⊕ rim 10 hole	CVD579	ø 432 x 45 x 130	⊕ rim 12 hole	CVD612	ø 432 x 45 x 135	⊕ rim 10 hole	ABS		CVP018K 29053	[o] 249.6 x 118.4 x 30.2 Meritor D-3	disc-th.41 mm → →disc-th.38 mm		

G 90 **09/87 → 05/95**

10.150 F, 10.150 FL (4x2)	09/87 → 10/93	110-114 / 150-155	GG2101S7115 17988	W 149.5 x iaL 142,7 x ø 325		WIK519	L 358 / 307	2x	WIK532	L 405 / 350		WIK534	L 275		CVD544	ø 432 x 45 x 135	⊕ rim 10 hole	CVD579	ø 432 x 45 x 130	⊕ rim 12 hole	CVD612	ø 432 x 45 x 135	⊕ rim 10 hole	ABS		GG2101S7115 17988	W 149.5 x iaL 142,7 x ø 325			
10.150 F, 10.150 FL (4x2)	05/90 → 10/93	92 / 125	WIK519	ø 8 x L 15	64x	WIK532			WIK534			CVD544	ø 432 x 45 x 135	⊕ rim 10 hole	CVD579	ø 432 x 45 x 130	⊕ rim 12 hole	CVD612	ø 432 x 45 x 130	⊕ rim 12 hole	<									



kW / hp

**MAN****MAN****G 90** **09/87→05/95**

8.150 FOC (4x2)	07/88→10/93	110-114 / 150-155		GG2101S7115 17988	W 149.5 x iaL 142,7 x ø 325			GG2101S7115 17988	W 149.5 x iaL 142,7 x ø 325	
8.150 FS,8.150 FLS (4x2)	09/87→10/93	110-114 / 150-155		8 x 15	ø 8 x L 15	64x		8 x 15	ø 8 x L 15	64x
8.170 FOC (4x2)	02/89→10/93	125-131 / 170-178								
9.150 F,9.150 FL (4x2)	09/87→10/93	110-114 / 150-155								
9.150 F,9.150 FL (4x2)	05/90→10/93	92 / 125								
9.150 FAE (4x4)	05/88→05/92	110-114 / 150-155								
9.150 FAKO (4x4)	10/92→05/95	110 / 150								
9.150 FK (4x2)	09/87→10/93	110-114 / 150-155								
9.150 FOC (4x2)	07/88→10/93	110-114 / 150-155								
9.150 FS,9.150 FLS (4x2)	09/87→10/93	110-114 / 150-155								
9.170 FOC (4x2)	02/89→10/93	125-131 / 170-178								
6.100 F (4x2)	09/87→10/93	75 / 102		GG2091S7141 15879	W 99.5 x iaL 142,7 x ø 325			GG2091S7141 15879	W 99.5 x iaL 142,7 x ø 325	
6.100 FK (4x2)	09/87→10/93	75 / 102		GG2101S7115 17988	W 149.5 x iaL 142,7 x ø 325	⊕ with trailer		GG2101S7115 17988	W 149.5 x iaL 142,7 x ø 325	⊕ with trailer
				8 x 15	ø 8 x L 15	⊕ with trailer 64x 48x		8 x 15	ø 8 x L 15	⊕ with trailer 64x 48x

G **10/79→08/88**

10.136 F,10.136 FL (4x2)	09/81→09/87	100 / 136		GG2101S7115 17988	W 149.5 x iaL 142,7 x ø 325	Lucas -brake		GG2101S7115 17988	W 149.5 x iaL 142,7 x ø 325	Lucas -brake
10.136 FK (4x2)	09/81→09/87	100 / 136								
6.90 F (4x2)	10/79→09/87	66/66 / 90-90		MP39401S7100 17900	W 146.5 x iaL 301,1 x ø 325	Perrot -brake		MP39401S7100 17900	W 146.5 x iaL 301,1 x ø 325	Perrot -brake
6.90 FK (4x2)	10/79→09/87	66 / 90		MP39401S7115 17900	W 146.5 x iaL 301,1 x ø 325	Perrot -brake		MP39401S7115 17900	W 146.5 x iaL 301,1 x ø 325	Perrot -brake
8.136 F,8.136 FL (4x2)	10/79→09/87	100 / 136								
8.136 FAE (4x4)	12/83→08/88	100 / 136								
8.136 FK (4x2)	10/79→08/88	100 / 136		8 x 15	ø 8 x L 15	Lucas -brake 64x		8 x 15	ø 8 x L 15	Lucas -brake 64x
8.136 FOC (4x2)	03/82→07/88	100 / 136								
8.90 F (4x2)	10/79→09/87	66 / 90		8 x 20	ø 8 x L 20	Perrot -brake 44x		8 x 20	ø 8 x L 20	Perrot -brake 44x
8.90 FK (4x2)	10/79→09/87	66 / 90								
9.136 F,9.136 FL (4x2)	10/79→09/87	100 / 136								
9.136 FAE (4x4)	12/83→08/88	100 / 136								
9.136 FK (4x2)	10/79→08/88	100 / 136								
9.136 FOC (4x2)	03/82→07/88	100 / 136								

G - Series (MAN/VW) **01/78→12/87**

6.90	01/78→12/87	66 / 90		GG2091S7141 15879	W 99.5 x iaL 142,7 x ø 325	Lucas		GG2091S7141 15879	W 99.5 x iaL 142,7 x ø 325	Lucas
				MP37381S7115 15817	W 96.5 x iaL 301,1 x ø 325	Perrot		MP37381S7115 15817	W 96.5 x iaL 301,1 x ø 325	Perrot
				8 x 15	ø 8 x L 15	Lucas -brake 48x		8 x 15	ø 8 x L 15	Lucas -brake 48x

HELICON **01/87→**

380 (6x2)	01/87→	265 / 360		MB74752S7113 19706	W 163 x iaL 173,7 x ø 410	optional		MB74752S7113 19706	W 163 x iaL 173,7 x ø 410	auxiliary axle
				8 x 18	ø 8 x L 18	72x		MB7672S7100 19707	W 222 x iaL 173,7 x ø 410	optional
								MB7672S7113 19707	W 222 x iaL 173,7 x ø 410	optional
								8 x 18	ø 8 x L 18	72x

HOCL **01/79→12/14**






































10.150 HOCL (4x2)	08/87→04/04	110 / 150		GG2171S7141 17017	W 143 x iaL 174 x ø 360			GG2181S7115 19177	W 163 x iaL 174,3 x ø 360	
10.190 HOCL (4x2)	08/87→04/04	132-137 / 180-186								
11.150 HOCL (4x2)	08/87→04/04	110 / 150								
11.190 HOCL (4x2)	08/87→04/04	132-137 / 180-186								
13.220 HOCL/R (4x2)	09/01→04/04	162-169 / 220-230								
12.220 HOCL/R-NL (4x2)	04/99→05/09	162 / 220		CVP013K 29030	[o] 249.6 x 118.4 x 28.2	disc-th.45 mm→ →disc-th.41 mm		CVP013K 29030	[o] 249.6 x 118.4 x 28.2	disc-th.45 mm→ →disc-th.41 mm
12.240 HOCL-NL (4x2)		176 / 240		CVP018K 29053	Meritor D-3			CVP018K 29053	Meritor D-3	
14.220 HOCL/R-NL (4x2)	01/98→	162 / 220								
14.240 HOCL-NL (4x2)		176 / 240								
14.250 HOCL-NL (4x2)		184 / 250								
18.220 HOCL/R-NL, HOCL/SKD(SL) (4x2)	08/93→05/01	162-169 / 220-230		WIK519	L 358 / 307	2x		WIK519	L 358 / 307	2x
18.240 HOCL-NL (4x2)		176 / 240		WIK532	L 405 / 350			WIK532	L 405 / 350	
18.250 HOCL-NL, HOCL-SKD(SL) (4x2)	08/93→05/01	184 / 250								
18.280 HOCL-NL (4x2)	05/02→08/08	206 / 280		WIK534	L 275			WIK534	L 275	
18.290 HOCL-NL (4x2)		213 / 290								
18.310 HOCL-NL (4x2)		228 / 310								
18.310 HOCL-NL (4x2)		228 / 310								
18.320 HOCL-NL (4x2)		235 / 320								
14.280 HOCL (4x2)	08/02→12/14	206 / 280		CVP013K 29030	[o] 249.6 x 118.4 x 28.2	disc-th.45 mm→ →disc-th.41 mm		CVP013K 29030	[o] 249.6 x 118.4 x 28.2	disc-th.45 mm→ →disc-th.41 mm
14.280 HOCL (4x2)	08/02→12/14	206 / 280		CVP018K 29053	Meritor D-3			CVP018K 29053	Meritor D-3	
18.360 HOCL (4x2)	01/06→12/14	265 / 360								
18.400 HOCL (4x2)	01/06→12/14	294 / 400								
18.430 HOCL (4x2)	01/06→10/09	316 / 430								
18.440 HOCL (4x2)	01/06→10/09	324 / 440		WIK519	L 358 / 307	2x		WIK519	L 358 / 307	2x
18.460 HOCL (4x2)	03/06→10/09	338 / 460								
18.480 HOCL (4x2)	05/07→12/14	353 / 480								
24.440 HOCLN (6x2)	01/06→10/09	324 / 440		WIK532	L 405 / 350			WIK532	L 405 / 350	
24.440 HOCLN (6x2)	01/06→10/09	316 / 430								
24.460 HOCLN (6x2)	03/06→12/14	338 / 460								



kW / hp

**MAN****MAN****HOCL  01/79 → 12/14**

24.480 HOCLN (6x2) 05/07 → 12/14 353 / 480

	WIK534	L 275				WIK534	L 275			
	CVD544	ø 432 x 45 x 135	⊕ rim 10 hole			MB76772S7100 19707	W 222 x iaL 173,7 x ø 410			
	CVD579	ø 432 x 45 x 130	⊕ rim 12 hole			MB76772S7113 19707	 W 222 x iaL 173,7 x ø 410			
	CVD612	ø 432 x 45 x 135	⊕ rim 10 hole			8 x 18	ø 8 x L 18	72x		
						CVD544	ø 432 x 45 x 135	⊕ rim 10 hole		
						CVD579	ø 432 x 45 x 130	⊕ rim 12 hole		
						CVD612	ø 432 x 45 x 135	⊕ rim 10 hole		
14.290 HOCL-NL (4x2) 18.310 HOCL/R (4x2)	01/92 →	213 / 290 228 / 310		CVP013K 29030	[o] 249.6 x 118.4 x 28.2 Meritor D-3	disc-th.45 mm → →disc-th.41 mm		CVP013K 29030	[o] 249.6 x 118.4 x 28.2 Meritor D-3	disc-th.45 mm → →disc-th.41 mm
				CVP018K 29053	[o] 249.6 x 118.4 x 30.2 Meritor D-3	disc-th.41 mm → →disc-th.38 mm		CVP018K 29053	[o] 249.6 x 118.4 x 30.2 Meritor D-3	disc-th.41 mm → →disc-th.38 mm
				WIK519	L 358 / 307	2x		WIK519	L 358 / 307	2x
				WIK532	L 405 / 350			WIK532	L 405 / 350	
				WIK534	L 275			WIK534	L 275	
				CVD522	ø 438 x 45 x 135	→12/96		MB76772S7100 19707	W 222 x iaL 173,7 x ø 410	
				CVD544	ø 432 x 45 x 135	01/97 → ⊕ rim 10 hole		MB76772S7113 19707	 W 222 x iaL 173,7 x ø 410	
				CVD579	ø 432 x 45 x 130	01/97 → ⊕ rim 12 hole		8 x 18	ø 8 x L 18	72x
				CVD612	ø 432 x 45 x 135	01/97 → ⊕ rim 10 hole		CVD522	ø 438 x 45 x 135	→12/96
								CVD544	ø 432 x 45 x 135	01/97 → ⊕ rim 10 hole
								CVD579	ø 432 x 45 x 130	01/97 → ⊕ rim 12 hole
								CVD612	ø 432 x 45 x 135	01/97 → ⊕ rim 10 hole
16.240 HOC, HOCL/R (4x2) 16.290 HOC, HOCL/R (4x2) 16.360 HOCL/R (4x2) 16.372 HOCL (4x2)	01/79 → 08/96 04/81 → 09/96 01/85 → 09/96 01/85 → 09/96	177 / 241 213 / 290 265 / 360 272 / 370		MP312S7115 19494	W 163 x iaL 178,0 x ø 410			MP362S7100 19496	W 223 x iaL 178,0 x ø 410	
								8 x 18	ø 8 x L 18	64x

L 2000  10/93 → 07/97

10.145 LC, 10.145 LLC, LRC, LLRC (LE140C) (4x2) 09/00 → 103 / 140

10.145 LK, L-KI, LRK, LR-KI, LRK-L, LK-L (LE140C) (4x2) 09/00 → 103 / 140

10.145 LLS, LLRS (LE140C) (4x2) 09/00 → 103 / 140

10.153 LK (4x2) 10/93 → 06/96 114 / 155

10.155 LC, LLC, LLRC, LRC, LLRC (4x2) 09/00 → 114 / 155

10.155 LK, L-KI, LRK, LR-KI, LK-L (4x2) 02/04 → 114 / 155

10.163 F (4x2) 05/94 → 114 / 155

10.163 LC, 10.163 LLC, LRC, LLRC (LE160C) (4x2) 09/00 → 114 / 155

10.163 LK, L-KI, LRK, LR-KI, LRK-L, LK-L (4x2) 05/94 → 114-118 / 155-160

10.185 LC, 10.185 LLC, LRC, LLRC (LE180C) (4x2) 09/00 → 132 / 180

10.185 LK, L-KI, LRK, LR-KI, LRK-L, LK-L (LE180C) (4x2) 09/00 → 132 / 180

10.185 LLS, LLRS (LE180C) (4x2) 09/00 → 132 / 180

10.223 LK (4x2) 10/93 → 06/96 162-169 / 220-230

10.224 LK, L-KI, LRK, LR-KI, LRK-L, LK-L (4x2) 05/94 → 162 / 220

10.225 LC, 10.225 LLC, LRC, LLRC (4x2) 09/00 → 162 / 220

10.225 LC, 10.225 LLC, LRC, LLRC (LE220C) (4x2) 09/00 → 162 / 220

10.225 LK, L-KI, LRK, LR-KI, LRK-L, LK-L (LE220C) (4x2) 09/00 → 162 / 220

10.225 LLS, LLRS (LE220C) (4x2) 09/00 → 162 / 220

12.185 LC, LLC (LE180C) (4x2) 09/99 → 132 / 180

12.225 LC, LLC (LE220C) (4x2) 09/99 → 162 / 220








8.103 LK (4x2) 10/93 → 06/96 75 / 102

8.113 LC, 8.113 LLC, LRC, LLRC (LE110C) (4x2) 09/00 → 83 / 113

8.113 LK, L-KI, LRK, LR-KI, LRK-L, LK-L (4x2) 08/95 → 81 / 110

8.113 LK, L-KI, LRK, LR-KI, LRK-L, LK-L (4x2) 08/95 → 81 / 110

8.145 LC, LLC, LLRC, LRC (LE140C) (4x2) 09/00 → 103 / 140

	CVP032K 29285	[o] 175.5 x 85.6 x 26 Wabco PAN 17				CVP032K 29285	[o] 175.5 x 85.6 x 26 Wabco PAN 17	
	WIK517	L 248	2x			WIK517	L 248	2x
	CVD531	ø 330 x 34 x 104				CVD558	ø 330 x 34 x 129	⊕ rim 8 hole
						CVD536	ø 330 x 34 x 124	⊕ rim 12 hole



kW / hp

**MAN****MAN****L 2000** **10/93→07/97**

8.145 LK, LRK, L-KI, LRK-L, LK-L, LR-KILK (LE140C) (4x2)	09/00→	103 / 140	CVP032K 29285	[o] 175.5 x 85.6 x 26 Wabco PAN 17		CVP032K 29285	[o] 175.5 x 85.6 x 26 Wabco PAN 17	
8.145 L-F (4x2)	09/00→	103 / 140	WIK517	L 248	2x	WIK517	L 248	2x
8.145 LLS, LLRS (LE140C) (4x2)	09/00→	103 / 140	WIK517	L 248	2x	WIK517	L 248	2x
8.153 LK (4x2)	10/93→07/97	114 / 155	CVD531	ø 330 x 34 x 104		CVD558	ø 330 x 34 x 129	⊕ rim 8 hole
8.155 L, LR, LC, LLC, LRC, LLRC, L-LF (4x2)	02/04→	114 / 155	CVD531	ø 330 x 34 x 104		CVD558	ø 330 x 34 x 129	⊕ rim 8 hole
8.155 LC, LLC, LRC, LLRC (4x2)	02/04→	114 / 155	CVD531	ø 330 x 34 x 104		CVD558	ø 330 x 34 x 129	⊕ rim 8 hole
8.155 LK, L-KI, LR-KI, LRK-L, LK-L (4x2)	02/04→	114 / 155	CVD531	ø 330 x 34 x 104		CVD558	ø 330 x 34 x 129	⊕ rim 8 hole
8.155 LK, LRK (4x2)	02/04→	114 / 155	CVD531	ø 330 x 34 x 104		CVD558	ø 330 x 34 x 129	⊕ rim 8 hole
8.155 L-F (4x2)	02/04→	114 / 155	CVD531	ø 330 x 34 x 104		CVD558	ø 330 x 34 x 129	⊕ rim 8 hole
8.155 LLS, LLRS (4x2)	02/04→	114 / 155	CVD531	ø 330 x 34 x 104		CVD558	ø 330 x 34 x 129	⊕ rim 8 hole
8.155 LLS, LLRS (4x2)	02/04→	114 / 155	CVD531	ø 330 x 34 x 104		CVD558	ø 330 x 34 x 129	⊕ rim 8 hole
8.163 LC, LLC, LRC, LLRC (LE160C) (4x2)	09/00→	114 / 155	CVD531	ø 330 x 34 x 104		CVD558	ø 330 x 34 x 129	⊕ rim 8 hole
8.163 LK, L-KI, LRK, LR-KI, LRK-L, LK-L (4x2)	05/94→	114-118 / 155-160	CVD531	ø 330 x 34 x 104		CVD558	ø 330 x 34 x 129	⊕ rim 8 hole
8.163 LK, L-KI, LRK, LR-KI, LRK-L, LK-L (4x2)	05/94→	114-118 / 155-160	CVD531	ø 330 x 34 x 104		CVD558	ø 330 x 34 x 129	⊕ rim 8 hole
8.185 LC, LLC, LRC, LLRC (LE180C) (4x2)	09/00→	132 / 180	CVD531	ø 330 x 34 x 104		CVD558	ø 330 x 34 x 129	⊕ rim 8 hole
8.185 LK, L-KI, LRK, LR-KI, LRK-L, LK-L (LE180C) (4x2)	09/00→	132 / 180	CVD531	ø 330 x 34 x 104		CVD558	ø 330 x 34 x 129	⊕ rim 8 hole
8.185 L-F (4x2)	09/00→	132 / 180	CVD531	ø 330 x 34 x 104		CVD558	ø 330 x 34 x 129	⊕ rim 8 hole
8.185 LLS, LLRS (LE180C) (4x2)	09/00→	132 / 180	CVD531	ø 330 x 34 x 104		CVD558	ø 330 x 34 x 129	⊕ rim 8 hole
8.223 LK (4x2)	10/93→06/96	162-169 / 220-230	CVD531	ø 330 x 34 x 104		CVD558	ø 330 x 34 x 129	⊕ rim 8 hole
8.224 LK, LRK, L-KI, LR-KI (4x2)	05/94→	162 / 220	CVD531	ø 330 x 34 x 104		CVD558	ø 330 x 34 x 129	⊕ rim 8 hole
8.224 LK, LRK, L-KI, LR-KI (4x2)	05/94→	162 / 220	CVD531	ø 330 x 34 x 104		CVD558	ø 330 x 34 x 129	⊕ rim 8 hole
8.225 LC, 8.225 LLC, LRC, LLRC (LE220C) (4x2)	09/00→	162 / 220	CVD531	ø 330 x 34 x 104		CVD558	ø 330 x 34 x 129	⊕ rim 8 hole
8.225 LK, L-KI, LRK, LR-KI, LRK-L, LK-L (LE220C) (4x2)	09/00→	162 / 220	CVD531	ø 330 x 34 x 104		CVD558	ø 330 x 34 x 129	⊕ rim 8 hole
8.225 LLS, LLRS (LE220C) (4x2)	09/00→	162 / 220	CVD531	ø 330 x 34 x 104		CVD558	ø 330 x 34 x 129	⊕ rim 8 hole
9.145 LC, 9.145 LLC, LRC, LLRC (LE140C) (4x2)	09/00→	103 / 140	CVD531	ø 330 x 34 x 104		CVD558	ø 330 x 34 x 129	⊕ rim 8 hole
9.145 LK, L-KI, LRK, LR-KI, LRK-L, LK-L (LE140C) (4x2)	09/00→	103 / 140	CVD531	ø 330 x 34 x 104		CVD558	ø 330 x 34 x 129	⊕ rim 8 hole
9.145 LLS, LLRS (LE140C) (4x2)	09/00→	103 / 140	CVD531	ø 330 x 34 x 104		CVD558	ø 330 x 34 x 129	⊕ rim 8 hole
9.153 LK (4x2)	10/93→06/96	114 / 155	CVD531	ø 330 x 34 x 104		CVD558	ø 330 x 34 x 129	⊕ rim 8 hole
9.155 L, LC, LLC, LRC, LLRC (4x2)	02/04→	114 / 155	CVD531	ø 330 x 34 x 104		CVD558	ø 330 x 34 x 129	⊕ rim 8 hole
9.155 LK, L-KI, LRK, LR-KI, LRK-L, LK-L (4x2)	02/04→	114 / 155	CVD531	ø 330 x 34 x 104		CVD558	ø 330 x 34 x 129	⊕ rim 8 hole
9.155 LLS, LLRS (4x2)	02/04→	114 / 155	CVD531	ø 330 x 34 x 104		CVD558	ø 330 x 34 x 129	⊕ rim 8 hole
9.163 LK (4x2)	08/95→03/97	104 / 141	CVD531	ø 330 x 34 x 104		CVD558	ø 330 x 34 x 129	⊕ rim 8 hole
9.163 LK, L-KI, LRK, LR-KI, LRK-L, LK-L (4x2)	05/94→	114-118 / 155-160	CVD531	ø 330 x 34 x 104		CVD558	ø 330 x 34 x 129	⊕ rim 8 hole
9.185 LC, 9.185 LLC, LRC, LLRC (LE180C) (4x2)	09/00→	132 / 180	CVD531	ø 330 x 34 x 104		CVD558	ø 330 x 34 x 129	⊕ rim 8 hole
9.185 LK, L-KI, LRK, LR-KI, LRK-L, LK-L (LE180C) (4x2)	09/00→	132 / 180	CVD531	ø 330 x 34 x 104		CVD558	ø 330 x 34 x 129	⊕ rim 8 hole
9.185 LLS, LLRS (LE 180C) (4x2)	09/00→	132 / 180	CVD531	ø 330 x 34 x 104		CVD558	ø 330 x 34 x 129	⊕ rim 8 hole
9.223 LK (4x2)	10/93→06/96	162-169 / 220-230	CVD531	ø 330 x 34 x 104		CVD558	ø 330 x 34 x 129	⊕ rim 8 hole
9.224 LK, L-KI, LRK, LR-KI, LRK-L, LK-L (4x2)	05/94→	162 / 220	CVD531	ø 330 x 34 x 104		CVD558	ø 330 x 34 x 129	⊕ rim 8 hole
9.225 LC, 9.225 LLC, LRC, LLRC (LE220C) (4x2)	09/00→	162 / 220	CVD531	ø 330 x 34 x 104		CVD558	ø 330 x 34 x 129	⊕ rim 8 hole
9.225 LK, L-KI, LRK, LR-KI, LRK-L, LK-L (LE220C) (4x2)	09/00→	162 / 220	CVD531	ø 330 x 34 x 104		CVD558	ø 330 x 34 x 129	⊕ rim 8 hole
9.225 LLS, LLRS (LE220C) (4x2)	09/00→	162 / 220	CVD531	ø 330 x 34 x 104		CVD558	ø 330 x 34 x 129	⊕ rim 8 hole
10.150 FOC (4x2)	02/95→01/96	114-118 / 155-160	CVP021 29055	[o] 175.8 x 82.5 x 22 Wabco 1000 V-G	→12/95	CVP032K 29285	[o] 175.5 x 85.6 x 26 Wabco PAN 17	01/96→
10.153 F (4x2)	10/93→	114 / 155	CVP032K 29285	[o] 175.5 x 85.6 x 26 Wabco PAN 17	01/96→	WIK517	L 248	2x 01/96→
10.153 LC, 10.153 LLC (4x2)	10/93→06/96	114 / 155	CVP032K 29285	[o] 175.5 x 85.6 x 26 Wabco PAN 17	01/96→	WIK517	L 248	2x 01/96→
10.153 LLS (4x2)	10/93→06/96	114 / 155	WIK517	L 248	01/96→ 2x	GG2091S7141 15879	W 99.5 x iaL 142,7 x ø 325	→12/95
10.163 LC, 10.163 LLC (4x2)	05/94→	114-118 / 155-160	WIK517	L 248	01/96→ 2x	GG2101S7115 17988	W 149.5 x iaL 142,7 x ø 325	optional →12/95
10.163 LLS, LLRS (4x2)	05/94→	114-118 / 155-160	WIK517	L 248	01/96→ 2x	8 x 15	ø 8 x L 15	optional 64x 48x
10.220 FOC, 10.220 FOCL (4x2)	02/95→	162 / 220	CVD525	ø 324 x 30 x 102	→12/95	CVD558	ø 330 x 34 x 129	01/96→ ⊕ rim 8 hole
10.223 F, 10.223 FL (4x2)	10/93→06/96	162 / 220	CVD531	ø 330 x 34 x 104	01/96→	CVD558	ø 330 x 34 x 129	01/96→ ⊕ rim 8 hole
10.223 LC, 10.223 LLC (4x2)	10/93→06/96	162-169 / 220-230	CVD531	ø 330 x 34 x 104	01/96→	CVD558	ø 330 x 34 x 129	01/96→ ⊕ rim 8 hole
10.223 LLS (4x2)	10/93→06/96	162-169 / 220-230	CVD531	ø 330 x 34 x 104	01/96→	CVD558	ø 330 x 34 x 129	01/96→ ⊕ rim 8 hole
10.224 F, 10.224 FL (4x2)	05/94→	162 / 220	CVD531	ø 330 x 34 x 104	01/96→	CVD536	ø 330 x 34 x 124	01/96→ ⊕ rim 12 hole
10.224 LC, 10.224 LLC, LRC, LLRC (4x2)	05/94→	162 / 220	CVD531	ø 330 x 34 x 104	01/96→	CVD536	ø 330 x 34 x 124	01/96→ ⊕ rim 12 hole
10.224 LLS, LLRS (4x2)	05/94→	162 / 220	CVD531	ø 330 x 34 x 104	01/96→	CVD536	ø 330 x 34 x 124	01/96→ ⊕ rim 12 hole
8.103 LC, 8.103 LLC (4x2)	10/93→06/96	75 / 102	CVD531	ø 330 x 34 x 104	01/96→	CVD536	ø 330 x 34 x 124	01/96→ ⊕ rim 12 hole
8.113 LC, 8.113 LLC (4x2)	08/95→	81 / 110	CVD531	ø 330 x 34 x 104	01/96→	CVD536	ø 330 x 34 x 124	01/96→ ⊕ rim 12 hole
8.150 FOC, 8.150 FOCL (4x2)	02/95→	114-118 / 155-160	CVD531	ø 330 x 34 x 104	01/96→	CVD536	ø 330 x 34 x 124	01/96→ ⊕ rim 12 hole
8.153 LLS (4x2)	10/93→06/96	114 / 155	CVD531	ø 330 x 34 x 104	01/96→	CVD536	ø 330 x 34 x 124	01/96→ ⊕ rim 12 hole
8.163 LC, 8.163 LLC (4x2)	05/94→	114-118 / 155-160	CVD531	ø 330 x 34 x 104	01/96→	CVD536	ø 330 x 34 x 124	01/96→ ⊕ rim 12 hole
8.163 LC, 8.163 LLC, LRC, LLRC, L-LF (4x2)	08/95→	104 / 141	CVD531	ø 330 x 34 x 104	01/96→	CVD536	ø 330 x 34 x 124	01/96→ ⊕ rim 12 hole

I - M



kW / hp

**MAN****MAN****L 2000 10/93 → 07/97**

8.163 L-LF (4x2)	05/94→	114-118 / 155-160	CVP021 29055	[o] 175.8 x 82.5 x 22 Wabco 1000 V-G	→12/95	CVP032K 29285	[o] 175.5 x 85.6 x 26 Wabco PAN 17	01/96→
8.163 LLS, LLRS (4x2)	05/94→	114-118 / 155-160	CVP032K 29285	[o] 175.5 x 85.6 x 26 Wabco PAN 17	01/96→	WIK517	L 248	2x 01/96→
8.163 LLS, LLRS (4x2)	05/94→	114-118 / 155-160	WIK517	L 248	01/96→ 2x	GG2091S7141 15879	W 99.5 x iaL 142,7 x ø 325	→12/95
8.220 FOC, 8.220 FOCL (4x2)	04/95→	162 / 220	CVD525	ø 324 x 30 x 102	→12/95	GG2101S7115 17988	W 149.5 x iaL 142,7 x ø 325	optional →12/95
8.223 LC, 8.223 LLC (4x2)	10/93→06/96	162-169 / 220-230	CVD531	ø 330 x 34 x 104	01/96→	8 x 15	ø 8 x L 15	optional 64x 48x
8.223 LLS (4x2)	10/93→06/96	162-169 / 220-230				CVD558	ø 330 x 34 x 129	01/96→ ⊕ rim 8 hole
8.224 LC, 8.224 LLC, LRC, LLRC (4x2)	05/94→	162 / 220				ABS CVD536	ø 330 x 34 x 124	01/96→ ⊕ rim 12 hole
8.224 LLS, LLRS (4x2)	05/94→	162 / 220						
8.224 LLS, LLRS (4x2)	05/94→	162 / 220						
9.153 LC, 9.153 LLC (4x2)	10/93→06/96	114 / 155	GG2101S7115 17988	W 149.5 x iaL 142,7 x ø 325		GG2101S7115 17988	W 149.5 x iaL 142,7 x ø 325	
9.163 LC (4x2)	08/95→03/97	104 / 141	8 x 15	ø 8 x L 15	64x	8 x 15	ø 8 x L 15	64x
9.163 LC, 9.163 LLC, LRC, LLRC (4x2)	05/94→	114-118 / 155-160						
9.163 LLS, LLRS (4x2)	05/94→	114-118 / 155-160						
9.223 LC, 9.223 LLC (4x2)	10/93→06/96	162-169 / 220-230						
9.223 LLS (4x2)	10/93→06/96	162-169 / 220-230						
9.224 LC, 9.224 LLC, LRC, LLRC (4x2)	05/94→	162 / 220						
9.224 LLS, LLRS (4x2)	05/94→	162 / 220						
10.153 FA (4x4)	10/93→	114 / 155						
10.153 LAEK (4x4)	10/93→06/96	114 / 155						
10.163 FA (4x4)	05/94→	114 / 155						
10.163 LAC, LAEC, LARC, LAERC (4x4)	05/94→	114-118 / 155-160						
10.163 LAEK, LAEK-L, LAERK, LAERK-L, LAK, LAK-L, LARK (4x4)	01/95→	114-118 / 155-160						
10.185 LAC, LAEC, LARC, LAERC, LA-LA (LE180C) (4x4)	09/00→	132 / 180						
10.185 LAE-GT, LAE-LF (4x4)	09/00→	132 / 180						
10.185 LAEK, LAEK-L, LAERK, LAERK-L, LAK, LAK-L, LARK (4x4)	09/00→	132 / 180						
10.223 FA (4x2)	10/93→06/96	162 / 220						
10.223 LAEC (4x4)	01/95→06/96	162 / 220						
10.224 FA (4x4)	05/94→	162 / 220						
10.224 LAC, LAEC, LARC, LAERC (4x4)	01/95→	162 / 220						
10.224 LAEK, LAEK-L, LAERK, LAERK-L, LAK, LAK-L, LARK (4x4)	01/95→	162 / 220						
10.225 LAC, LAEC, LARC, LAERC (LE220C) (4x4)	09/00→	162 / 220						
10.225 LAE-GT, LAE-LF (4x4)	09/00→	162 / 220						
10.225 LAEK, LAEK-L, LAERK, LAERK-L, LAK, LAK-L, LARK (4x4)	09/00→	162 / 220						
8.145 LA-LF LAE-LF (4x4)	07/00→	103 / 140						
8.145 LA-LF, LAE-LF (4x4)	07/00→	103 / 140						
8.153 LAEK (4x4)	01/95→06/96	114 / 155						
8.153 LAEK (4x4)	01/95→09/96	114 / 155						
8.163 LAC, LAEC, LARC, LAERC (4x4)	01/95→	114-118 / 155-160						
8.163 LAC, LAEC, LARC, LAERC, LA-LF, LAE-LF (4x4)	01/95→	114-118 / 155-160						
8.163 LAEK (4x4)	08/95→03/97	104 / 141						
8.163 LAEK, LAEK-L, LAERK, LAERK-L, LAK, LAK-L, LARK, LARK-L (4x4)	04/00→	104 / 141						
8.163 LAK, LARK, LAEK, LAERK (4x4)	04/00→	104 / 141						
8.163 LA-LF, LAE-LF (4x4)	01/95→	114-118 / 155-160						
8.185 LAC, LAEC, LARC, LAERC, LA-LF, LAE-LF (LE180C) (4x4)	09/00→	132 / 180						
8.185 LAEK, LAEK-L, LAERK, LAERK-L, LAK, LAK-L, LARK, LARK-L (4x4)	09/00→	132 / 180						
8.185 LA-LF, LAE-LF (4x4)	09/00→	132 / 180						
8.223 LAEK (4x4)	01/95→06/96	162 / 220						
8.224 LAC, LAEC, LARC, LAERC (4x4)	01/95→	162 / 220						
8.224 LAC, LAEC, LARC, LAERC (4x4)	01/95→	162 / 220						
8.224 LAEK, LAEK-L, LAERK, LAERK-L, LAK, LAK-L, LARK, LARK-L (4x4)	01/95→	162 / 220						
8.224 LAK, LAEK, LARK, LAERK (4x4)	01/95→	162 / 220						
8.225 LAC, LAEC, LARC, LAERC (LE220C) (4x4)	09/00→	162 / 220						
8.225 LAEK, LAEK-L, LAERK, LAERK-L, LAK, LAK-L, LARK, LARK-L (4x4)	09/00→	162 / 220						
6.103	10/93→12/95		CVP021 29055	[o] 175.8 x 82.5 x 22 Wabco 1000 V-G				
			WIK519	L 358 / 307				

I M



kW / hp

**MAN****MAN****L 2000** **10/93→07/97**

6.103	10/93→12/95		WIK532	L 405 / 350					
			WIK534	L 275					
8.153 LC, 8.153 LLC (4x2)	10/93→07/97	114 / 155	CVP021 29055	[o] 175.8 x 82.5 x 22 Wabco 1000 V-G	→12/95		CVP032K 29285	[o] 175.5 x 85.6 x 26 Wabco PAN 17	
			CVP032K 29285	[o] 175.5 x 85.6 x 26 Wabco PAN 17	01/96→		WIK517	L 248	2x 01/96→
			WIK517	L 248	01/96→ 2x		GG2091S7141 15879	W 99.5 x iaL 142,7 x ø 325	→12/95
			CVD525	ø 324 x 30 x 102	→12/95		GG2101S7115 17988	W 149.5 x iaL 142,7 x ø 325	optional →12/95
			CVD531	ø 330 x 34 x 104	01/96→		8 x 15	ø 8 x L 15	optional 64x 48x
							CVD558	ø 330 x 34 x 129	01/96→ ⊕ rim 8 hole
							CVD536	ø 330 x 34 x 124	01/96→ ⊕ rim 12 hole
9.153 LLS (4x2)	10/93→12/95	114 / 155	CVP021 29055	[o] 175.8 x 82.5 x 22 Wabco 1000 V-G			GG2091S7141 15879	W 99.5 x iaL 142,7 x ø 325	
			CVD525	ø 324 x 30 x 102			GG2101S7115 17988	W 149.5 x iaL 142,7 x ø 325	optional
							8 x 15	ø 8 x L 15	optional 64x 48x

LC

LC 19.240 (4x2)	176 / 240	CVP013K 29030	[o] 249.6 x 118.4 x 28.2 Meritor D-3	disc-th.45 mm→ →disc-th.41 mm		CVP013K 29030	[o] 249.6 x 118.4 x 28.2 Meritor D-3	disc-th.45 mm→ →disc-th.41 mm
LC 19.250 (4x2)	184 / 250	CVP018K 29053	[o] 249.6 x 118.4 x 30.2 Meritor D-3	disc-th.41 mm→ →disc-th.38 mm		CVP018K 29053	[o] 249.6 x 118.4 x 30.2 Meritor D-3	disc-th.41 mm→ →disc-th.38 mm
LC 19.280 (4x2)	206 / 280	WIK519	L 358 / 307			WIK519	L 358 / 307	
LC 19.290 (4x2)	213 / 290	WIK532	L 405 / 350			WIK532	L 405 / 350	
		WIK534	L 275			WIK534	L 275	
		CVD544	ø 432 x 45 x 135	⊕ rim 10 hole		CVD544	ø 432 x 45 x 135	⊕ rim 10 hole
		CVD579	ø 432 x 45 x 130	⊕ rim 12 hole		CVD579	ø 432 x 45 x 130	⊕ rim 12 hole
		CVD612	ø 432 x 45 x 135	⊕ rim 10 hole		CVD612	ø 432 x 45 x 135	⊕ rim 10 hole

LION S CITY **06/96→**

A 20 (4x2)	07/98→	191 / 260	CVP013K 29030	[o] 249.6 x 118.4 x 28.2 Meritor D-3	disc-th.45 mm→ →disc-th.41 mm	CVP013K 29030	[o] 249.6 x 118.4 x 28.2 Meritor D-3	disc-th.45 mm→ →disc-th.41 mm
A 23 (6x2)	08/96→	191 / 260	CVP018K 29053	[o] 249.6 x 118.4 x 30.2 Meritor D-3	disc-th.41 mm→ →disc-th.38 mm	CVP018K 29053	[o] 249.6 x 118.4 x 30.2 Meritor D-3	disc-th.41 mm→ →disc-th.38 mm
			CVP020KPSV 29087	[o] 247.7 x 109.7 x 30 Knorr SB 7000		CVP020KPSV 29087	[o] 247.7 x 109.7 x 30 Knorr SB 7000	
			WIK519	L 358 / 307	2x	WIK519	L 358 / 307	2x
			WIK532	L 405 / 350		WIK532	L 405 / 350	
			WIK534	L 275		WIK534	L 275	
A 21 (4x2)	06/96→	184 / 250	MB74752S7113 19706	W 163 x iaL 173,7 x ø 410		MB76772S7100 19707	W 222 x iaL 173,7 x ø 410	
A 37 (4x2)	01/02→10/09	206 / 280	8 x 18	ø 8 x L 18	72x	MB76772S7113 19707	W 222 x iaL 173,7 x ø 410	
						8 x 18	ø 8 x L 18	72x
A 22 (4x2)	10/09→	235 / 320	CVP013K 29030	[o] 249.6 x 118.4 x 28.2 Meritor D-3	disc-th.45 mm→ →disc-th.41 mm	CVP013K 29030	[o] 249.6 x 118.4 x 28.2 Meritor D-3	disc-th.45 mm→ →disc-th.41 mm
A 22 (4x2)	10/09→	265 / 360	CVP018K 29053	[o] 249.6 x 118.4 x 30.2 Meritor D-3	disc-th.41 mm→ →disc-th.38 mm	CVP018K 29053	[o] 249.6 x 118.4 x 30.2 Meritor D-3	disc-th.41 mm→ →disc-th.38 mm
A 22 (4x2)	10/09→	235 / 320						
A 22 (4x2)	10/09→	206 / 280						
A 26 (6x2)	02/98→	257 / 350						
A 26 (6x2)	05/04→10/09	265 / 360						
A 35 (4x2)	10/09→	213 / 290						
A 35 (4x2)	10/09→	184 / 250						
A 39 (6x2)	08/04→	228 / 310	WIK519	L 358 / 307		WIK519	L 358 / 307	
A 66 (4x2)	02/09→	213 / 290	WIK532	L 405 / 350		WIK532	L 405 / 350	
A 66 (4x2)	02/09→	184 / 250	WIK534	L 275		WIK534	L 275	
			CVD544	ø 432 x 45 x 135	⊕ rim 10 hole	CVD544	ø 432 x 45 x 135	⊕ rim 10 hole
			CVD579	ø 432 x 45 x 130	⊕ rim 12 hole	CVD579	ø 432 x 45 x 130	⊕ rim 12 hole
			CVD612	ø 432 x 45 x 135	⊕ rim 10 hole	CVD612	ø 432 x 45 x 135	⊕ rim 10 hole

I - M



kW / hp

**MAN****MAN****LION S COACH** **09/95** →

FRH 352, RH 353 (4x2)	09/95 →	257 / 350	CVP013K 29030	[o] 249.6 x 118.4 x 28.2 Meritor D-3	disc-th.45 mm → →disc-th.41 mm	CVP013K 29030	[o] 249.6 x 118.4 x 28.2 Meritor D-3	disc-th.45 mm → →disc-th.41 mm
FRH 402, RH 403 (4x2)	09/95 →	294 / 400	CVP018K 29053	[o] 249.6 x 118.4 x 30.2 Meritor D-3	disc-th.41 mm → →disc-th.38 mm	CVP018K 29053	[o] 249.6 x 118.4 x 30.2 Meritor D-3	disc-th.41 mm → →disc-th.38 mm
			WIK519	L 358 / 307	2x	WIK519	L 358 / 307	2x
			WIK532	L 405 / 350		WIK532	L 405 / 350	
			WIK534	L 275		WIK534	L 275	
			CVD522	ø 438 x 45 x 135	→12/96	MB76772S7100 19707	W 222 x iaL 173,7 x ø 410	
			CVD544	ø 432 x 45 x 135	01/97 → ⊕ rim 10 hole	MB76772S7113 19707	W 222 x iaL 173,7 x ø 410	
			CVD579	ø 432 x 45 x 130	01/97 → ⊕ rim 12 hole	8 x 18	ø 8 x L 18	72x
			CVD612	ø 432 x 45 x 135	01/97 → ⊕ rim 10 hole	CVD522	ø 438 x 45 x 135	→12/96
						CVD544	ø 432 x 45 x 135	01/97 → ⊕ rim 10 hole
						CVD579	ø 432 x 45 x 130	01/97 → ⊕ rim 12 hole
						CVD612	ø 432 x 45 x 135	01/97 → ⊕ rim 10 hole
RH 403 (6x2)	09/98 →	294 / 400	CVP013K 29030	[o] 249.6 x 118.4 x 28.2 Meritor D-3	disc-th.45 mm → →disc-th.41 mm	CVP013K 29030	[o] 249.6 x 118.4 x 28.2 Meritor D-3	disc-th.45 mm → →disc-th.41 mm
RH 413 (6x2)	01/00 →	301 / 410	CVP018K 29053	[o] 249.6 x 118.4 x 30.2 Meritor D-3	disc-th.41 mm → →disc-th.38 mm	CVP018K 29053	[o] 249.6 x 118.4 x 30.2 Meritor D-3	disc-th.41 mm → →disc-th.38 mm
RH 463, RHC 464 (6x2)	01/00 →	338 / 460				WIK519	L 358 / 307	2x
RHC 414 (4x2)	06/02 →	301 / 410				WIK532	L 405 / 350	
						WIK534	L 275	
			CVD544	ø 432 x 45 x 135	⊕ rim 10 hole	MB76772S7100 19707	W 222 x iaL 173,7 x ø 410	
			CVD579	ø 432 x 45 x 130	⊕ rim 12 hole	MB76772S7113 19707	W 222 x iaL 173,7 x ø 410	
			CVD612	ø 432 x 45 x 135	⊕ rim 10 hole	8 x 18	ø 8 x L 18	72x
						CVD544	ø 432 x 45 x 135	⊕ rim 10 hole
						CVD579	ø 432 x 45 x 130	⊕ rim 12 hole
						CVD612	ø 432 x 45 x 135	⊕ rim 10 hole

LION S COMFORT **09/96** →

RN 313 (4x2)	09/96 →	228 / 310	CVP013K 29030	[o] 249.6 x 118.4 x 28.2 Meritor D-3	disc-th.45 mm → →disc-th.41 mm	CVP013K 29030	[o] 249.6 x 118.4 x 28.2 Meritor D-3	disc-th.45 mm → →disc-th.41 mm
			CVP018K 29053	[o] 249.6 x 118.4 x 30.2 Meritor D-3	disc-th.41 mm → →disc-th.38 mm	CVP018K 29053	[o] 249.6 x 118.4 x 30.2 Meritor D-3	disc-th.41 mm → →disc-th.38 mm
			WIK519	L 358 / 307	2x	WIK519	L 358 / 307	2x
			WIK532	L 405 / 350		WIK532	L 405 / 350	
			WIK534	L 275		WIK534	L 275	
			CVD522	ø 438 x 45 x 135	→12/96	MB76772S7100 19707	W 222 x iaL 173,7 x ø 410	
			CVD544	ø 432 x 45 x 135	01/97 → ⊕ rim 10 hole	MB76772S7113 19707	W 222 x iaL 173,7 x ø 410	
			CVD579	ø 432 x 45 x 130	01/97 → ⊕ rim 12 hole	8 x 18	ø 8 x L 18	72x
			CVD612	ø 432 x 45 x 135	01/97 → ⊕ rim 10 hole	CVD522	ø 438 x 45 x 135	→12/96
						CVD544	ø 432 x 45 x 135	01/97 → ⊕ rim 10 hole
						CVD579	ø 432 x 45 x 130	01/97 → ⊕ rim 12 hole
						CVD612	ø 432 x 45 x 135	01/97 → ⊕ rim 10 hole
RN 353 (4x2)	06/97 →	257 / 350	CVP013K 29030	[o] 249.6 x 118.4 x 28.2 Meritor D-3	disc-th.45 mm → →disc-th.41 mm	CVP013K 29030	[o] 249.6 x 118.4 x 28.2 Meritor D-3	disc-th.45 mm → →disc-th.41 mm
			CVP018K 29053	[o] 249.6 x 118.4 x 30.2 Meritor D-3	disc-th.41 mm → →disc-th.38 mm	CVP018K 29053	[o] 249.6 x 118.4 x 30.2 Meritor D-3	disc-th.41 mm → →disc-th.38 mm
			WIK519	L 358 / 307	2x	WIK519	L 358 / 307	2x
			WIK532	L 405 / 350		WIK532	L 405 / 350	



kW / hp

**MAN****MAN****LION S COMFORT** **09/96** →

FRH 353 (4x2) 06/97 → 257 / 350

	WIK534	L 275			WIK534	L 275	
	CVD544	ø 432 x 45 x 135	⊕ rim 10 hole		MB76772S7100 19707	W 222 x iaL 173,7 x ø 410	
	CVD579	ø 432 x 45 x 130	⊕ rim 12 hole		MB76772S7113 19707	W 222 x iaL 173,7 x ø 410	
	CVD612	ø 432 x 45 x 135	⊕ rim 10 hole		8 x 18	ø 8 x L 18	72x
					CVD544	ø 432 x 45 x 135	⊕ rim 10 hole
					CVD579	ø 432 x 45 x 130	⊕ rim 12 hole
					CVD612	ø 432 x 45 x 135	⊕ rim 10 hole

LION S STAR **01/93** → **09/96**

FRH 313 01/93 → 12/95

	CVP013K 29030	[o] 249.6 x 118.4 x 28.2 Meritor D-3					
	WIK502	L 335	→ 12/96				
	CVD544	ø 432 x 45 x 135					

FRH 352 01/94 →

	CVP013K 29030	[o] 249.6 x 118.4 x 28.2 Meritor D-3					
	WIK502	L 335	→ 12/96				
	WIK519	L 358 / 307	01/97 →				
	WIK532	L 405 / 350	01/97 →				
	WIK534	L 275	01/97 →				
	CVD544	ø 432 x 45 x 135					

FRH 352,RH 353 (4x2) 09/95 → 257 / 350
FRH 402,RH 403 (4x2) 09/95 → 294 / 400

	CVP013K 29030	[o] 249.6 x 118.4 x 28.2 Meritor D-3	disc-th.45 mm → → disc-th.41 mm		CVP013K 29030	[o] 249.6 x 118.4 x 28.2 Meritor D-3	disc-th.45 mm → → disc-th.41 mm
	CVP018K 29053	[o] 249.6 x 118.4 x 30.2 Meritor D-3	disc-th.41 mm → → disc-th.38 mm		CVP018K 29053	[o] 249.6 x 118.4 x 30.2 Meritor D-3	disc-th.41 mm → → disc-th.38 mm
	WIK519	L 358 / 307	2x		WIK519	L 358 / 307	2x
	WIK532	L 405 / 350			WIK532	L 405 / 350	
	WIK534	L 275			WIK534	L 275	
	CVD522	ø 438 x 45 x 135	→ 12/96		MB76772S7100 19707	W 222 x iaL 173,7 x ø 410	
	CVD544	ø 432 x 45 x 135	01/97 → ⊕ rim 10 hole		MB76772S7113 19707	W 222 x iaL 173,7 x ø 410	
	CVD579	ø 432 x 45 x 130	01/97 → ⊕ rim 12 hole		8 x 18	ø 8 x L 18	72x
	CVD612	ø 432 x 45 x 135	01/97 → ⊕ rim 10 hole		CVD522	ø 438 x 45 x 135	→ 12/96
					CVD544	ø 432 x 45 x 135	01/97 → ⊕ rim 10 hole
					CVD579	ø 432 x 45 x 130	01/97 → ⊕ rim 12 hole
					CVD612	ø 432 x 45 x 135	01/97 → ⊕ rim 10 hole

FRH 422 (4x2) 01/93 → 09/96 309 / 420

	CVP013K 29030	[o] 249.6 x 118.4 x 28.2 Meritor D-3	disc-th.45 mm → → disc-th.41 mm		CVP013K 29030	[o] 249.6 x 118.4 x 28.2 Meritor D-3	disc-th.45 mm → → disc-th.41 mm
	CVP018K 29053	[o] 249.6 x 118.4 x 30.2 Meritor D-3	disc-th.41 mm → → disc-th.38 mm		CVP018K 29053	[o] 249.6 x 118.4 x 30.2 Meritor D-3	disc-th.41 mm → → disc-th.38 mm
	WIK519	L 358 / 307	2x		WIK519	L 358 / 307	2x
	WIK532	L 405 / 350			WIK532	L 405 / 350	
	WIK534	L 275			WIK534	L 275	
	CVD522	ø 438 x 45 x 135			MB76772S7100 19707	W 222 x iaL 173,7 x ø 410	
					MB76772S7113 19707	W 222 x iaL 173,7 x ø 410	
					8 x 18	ø 8 x L 18	72x
					CVD522	ø 438 x 45 x 135	

RH 414, RHS 414 (4x2) 03/00 → 301 / 410
RH 414, RHS 414 (6x2) 01/02 → 338 / 460
RH 464, RHS 464 (4x2) 03/00 → 338 / 460
RH 464, RHS 464 (6x2) 01/02 → 301 / 410




















	CVP013K 29030	[o] 249.6 x 118.4 x 28.2 Meritor D-3	disc-th.45 mm → → disc-th.41 mm		CVP013K 29030	[o] 249.6 x 118.4 x 28.2 Meritor D-3	disc-th.45 mm → → disc-th.41 mm
	CVP018K 29053	[o] 249.6 x 118.4 x 30.2 Meritor D-3	disc-th.41 mm → → disc-th.38 mm		CVP018K 29053	[o] 249.6 x 118.4 x 30.2 Meritor D-3	disc-th.41 mm → → disc-th.38 mm

I - M
















kW / hp




**MAN****MAN****LION S STAR  01/93 → 09/96**

RH 414, RHS 414 (4x2)	03/00→	301 / 410	 WIK519	L 358 / 307	2x	 WIK519	L 358 / 307	2x
RH 414, RHS 414 (6x2)	01/02→	338 / 460	 WIK532	L 405 / 350		 WIK532	L 405 / 350	
RH 464, RHS 464 (4x2)	03/00→	338 / 460	 WIK534	L 275		 WIK534	L 275	
RH 464, RHS 464 (6x2)	01/02→	301 / 410	 CVD544	ø 432 x 45 x 135	⊕ rim 10 hole	 MB76772S7100 19707	W 222 x iaL 173,7 x ø 410	
			 CVD579	ø 432 x 45 x 130	⊕ rim 12 hole	 MB76772S7113 19707	 W 222 x iaL 173,7 x ø 410	
			 CVD612	ø 432 x 45 x 135	⊕ rim 10 hole	 8 x 18	ø 8 x L 18	72x
			 CVD544	ø 432 x 45 x 135	⊕ rim 10 hole	 CVD544	ø 432 x 45 x 135	⊕ rim 10 hole
			 CVD579	ø 432 x 45 x 130	⊕ rim 12 hole	 CVD579	ø 432 x 45 x 130	⊕ rim 12 hole
			 CVD612	ø 432 x 45 x 135	⊕ rim 10 hole	 CVD612	ø 432 x 45 x 135	⊕ rim 10 hole

Low Chassis Bus - Series  01/86 →

14.272 U	01/89→	198 / 269	 MP322S7100 19495	W 183 x iaL 178,0 x ø 410		 MP362S7100 19496	W 223 x iaL 178,0 x ø 410	
19.322 U, UL	01/89→	235 / 320	 8 x 18	ø 8 x L 18	64x	 8 x 18	ø 8 x L 18	64x
19.372 U, UL	01/89→	272 / 370	 MP322S7100 19495	W 183 x iaL 178,0 x ø 410		 MP302S7100 17238	W 143 x iaL 178 x ø 410	auxiliary axle
19.422 U, UL	01/89→	309 / 420	 8 x 18	ø 8 x L 18	64x	 MP302S7115 17238	 W 143 x iaL 178,0 x ø 410	auxiliary axle
24.332 U, UL	01/86→		 MP362S7100 19496	W 223 x iaL 178,0 x ø 410		 MP362S7100 19496	W 223 x iaL 178,0 x ø 410	
24.362 U, UL	01/86→		 8 x 18	ø 8 x L 18	64x	 8 x 18	ø 8 x L 18	64x
26.322 UNL	01/86→	235 / 320						

M 90  08/88 → 06/96

12.152 F, 12.152 FL (4x2)	12/88→05/94	110-114 / 150-155	 GG2171S7141 17017	 W 143 x iaL 174 x ø 360		 GG2181S7115 19177	W 163 x iaL 174,3 x ø 360	
12.152 FK (4x2)	12/88→05/94	110-114 / 150-155						
12.152 FS, 12.152 FLS (4x2)	12/88→05/94	110-114 / 150-155						
12.192 F, 12.192 FL (4x2)	07/90→06/96	140 / 190						
12.192 FA (4x4)	10/92→06/96	140 / 190						
12.192 FAK (4x4)	10/92→06/96	140 / 190						
12.192 FK (4x2)	07/90→06/96	140 / 190						
12.192 FS, 12.192 FLS (4x2)	07/90→06/96	140 / 190						
12.222 F, 12.222 FL (4x2)	05/94→06/96	162 / 220						
12.222 FA (4x4)	05/94→06/96	162 / 220						
12.222 FAK (4x4)	05/94→06/96	162 / 220						
12.222 FK (4x2)	05/94→06/96	162 / 220						
12.222 FLS (4x2)	05/94→06/96	162 / 220						
12.232 F, 12.232 FL (4x2)	08/88→06/96	169 / 230						
12.232 FA (4x4)	05/90→06/96	169 / 230						
12.232 FAK (4x4)	05/90→06/96	169 / 230						
12.232 FK (4x2)	08/88→06/96	169 / 230						
12.232 FS, 12.232 FLS (4x2)	08/88→06/96	169 / 230						
12.262 F, 12.262 FL (4x2)	08/95→06/96	191 / 260						
12.262 FK (4x2)	08/95→06/96	191 / 260						
12.262 FS, 12.262 FLS (4x2)	08/95→06/96	191 / 260						
12.272 F, 12.272 FL (4x2)	09/91→10/92	198 / 269						
12.272 F, 12.272 FL (4x2)	10/92→06/96	198 / 269						
12.272 FA (4x4)	10/93→04/95	198 / 269						
12.272 FAK (4x4)	10/93→04/95	198 / 269						
12.272 FK (4x2)	09/91→10/92	198 / 269						
12.272 FK (4x2)	10/92→06/96	198 / 269						
12.272 FS, 12.272 FLS (4x2)	09/91→10/92	198 / 269						
12.272 FS, 12.272 FLS (4x2)	10/92→06/96	198 / 269						
14.152 F, 14.152 FL (4x2)	12/88→04/94	110-114 / 150-155						
14.152 F, 14.152 FL (4x2)	05/94→06/96	114 / 155						
14.152 FK (4x2)	12/88→05/94	110-114 / 150-155						
14.152 FK (4x2)	05/94→06/96	114 / 155						
14.152 FS, 14.152 FLS (4x2)	12/88→05/94	110-114 / 150-155						
14.152 FS, 14.152 FLS (4x2)	05/94→06/96	114 / 155						
14.162 F, 14.162 FL (4x2)	08/95→06/96	118 / 160						
14.162 FK (4x2)	08/95→06/96	118 / 160						
14.162 FS, 14.162 FLS (4x2)	08/95→06/96	118 / 160						
14.192 F, 14.192 FL (4x2)	08/88→06/90	137 / 186						
14.192 F, 14.192 FL (4x2)	07/90→06/96	140 / 190						
14.192 FA (4x4)	08/88→06/90	137 / 186						
14.192 FK (4x2)	08/88→06/90	137 / 186						
14.192 FK (4x2)	07/90→06/96	140 / 190						
14.192 FS, 14.192 FLS (4x2)	08/88→06/90	137 / 186						
14.192 FS, 14.192 FLS (4x2)	07/90→06/96	140 / 190						
14.222 F, 14.222 FL (4x2)	05/94→06/96	162 / 220						
14.222 FK (4x2)	05/94→06/96	162 / 220						
14.222 FLS (4x2)	05/94→06/96	162 / 220						
14.232 F, 14.232 FL (4x2)	08/88→06/96	169 / 230						
14.232 F, 14.232 FL (4x2)	05/90→04/95	160 / 218						
14.232 FK (4x2)	08/88→06/96	169 / 230						
14.232 FS, 14.232 FLS (4x2)	08/88→06/96	169 / 230						
14.232 FS, 14.232 FLS (4x2)	05/90→04/95	160 / 218						
14.262 F, 14.262 FL (4x2)	08/95→06/96	191 / 260						



kW / hp

**MAN****MAN****M 90** **08/88** → **06/96**

14.262 FK (4x2)	08/95→06/96	191 / 260		GG2171S7141 17017	W 143 x iaL 174 x ø 360		GG2181S7115 19177	W 163 x iaL 174,3 x ø 360									
14.262 FS, 14.262 FLS (4x2)	08/95→06/96	191 / 260															
14.272 F, 14.272 FL (4x2)	09/91→10/92	198 / 269															
14.272 F, 14.272 FL (4x2)	10/92→06/96	198 / 269															
14.272 FK (4x2)	09/91→10/92	198 / 269															
14.272 FK (4x2)	10/92→06/96	198 / 269															
14.272 FS, 14.272 FLS (4x2)	09/91→10/92	198 / 269															
14.272 FS, 14.272 FLS (4x2)	12/92→06/96	198 / 269															
17.192 F, 17.192 FL (4x2)	08/88→06/90	137 / 186		MP312S7115 19494	W 163 x iaL 178,0 x ø 410		MP362S7100 19496	W 223 x iaL 178,0 x ø 410									
17.192 F, 17.192 FL (4x2)	07/90→04/95	140 / 190															
17.192 FA (4x4)	02/89→06/90	137 / 186															
17.192 FA (4x4)	07/90→06/96	140 / 190															
17.192 FAK (4x4)	02/89→06/90	137 / 186															
17.192 FAK (4x4)	07/90→06/96	140 / 190															
17.192 FK (4x2)	08/88→06/90	137 / 186															
17.192 FK (4x2)	07/90→01/91	140 / 190															
17.192 FS, 17.192 FLS (4x2)	08/88→06/90	137 / 186															
17.192 FS, 17.192 FLS (4x2)	07/90→04/95	140 / 190															
17.222 FA (4x4)	05/94→06/96	162 / 220															
17.222 FAK (4x4)	05/94→06/96	162 / 220															
17.232 F, 17.232 FL (4x2)	08/88→04/95	169 / 230															
17.232 F, 17.232 FL (4x2)	05/90→04/95	160 / 218															
17.232 FA (4x4)	02/89→06/96	169 / 230															
17.232 FA (4x4)	05/90→04/95	160 / 218															
17.232 FAK (4x4)	02/89→06/96	169 / 230															
17.232 FAK (4x4)	05/90→04/95	160 / 218															
17.232 FK (4x2)	08/88→01/91	169 / 230															
17.232 FK (4x2)	05/90→01/91	160 / 218															
17.232 FS, 17.232 FLS (4x2)	08/88→04/95	169 / 230															
17.232 FS, 17.232 FLS (4x2)	05/90→04/95	160 / 218															
17.272 FLS (4x2)	09/91→05/95	198 / 269															
17.272 FLS (4x2)	10/92→05/95	198 / 269															
18.192 F, 18.192 FL, 18.192 FLL (4x2)	09/90→06/96	140 / 190									MP312S7115 19494	W 163 x iaL 178,0 x ø 410		MP322S7100 19495	W 183 x iaL 178,0 x ø 410		
18.192 FK (4x2)	09/90→06/96	140 / 190															
18.222 F, 18.222 FL, 18.222 FLL (4x2)	05/94→06/96	162 / 220															
18.222 FK (4x2)	05/94→06/96	162 / 220															
18.232 F, 18.232 FL, 18.232 FLL (4x2)	09/90→06/96	169 / 230															
18.232 FK (4x2)	09/90→06/96	169 / 230															
18.262 F, 18.262 FL, 18.262 FLL (4x2)	08/95→06/96	191 / 260															
18.262 FK (4x2)	08/95→06/96	191 / 260															
18.272 F, 18.272 FL, 18.272 FLL (4x2)	09/91→05/94	198 / 269															
18.272 F, 18.272 FL, 18.272 FLL (4x2)	10/92→06/96	198 / 269															
18.272 FK (4x2)	09/91→05/94	198 / 269															
18.272 FK (4x2)	10/92→06/96	198 / 269															
24.192 FNL, 24.192 FNLL, 24.192 FVL (6x2/2/4)	07/89→06/96	140 / 190		MP312S7115 19494	W 163 x iaL 178,0 x ø 410		MP302S7100 17238	W 143 x iaL 178 x ø 410	auxiliary axle								
24.222 FNL, 24.222 FNLL, 24.222 FVL (6x2/2/4)	05/94→06/96	162 / 220															
24.232 FNL (6x2)	05/90→04/95	160 / 218															
24.232 FNL, 24.232 FNLL, 24.232 FVL (6x2/2/4)	07/89→06/96	169 / 230															
24.272 FNL, 24.272 FNLL, 24.272 FVL (6x2/2/4)	10/92→06/96	198 / 269															
24.272 FNL, 24.272 FVL (6x2/2/4)	09/91→05/94	198 / 269															
24.262 FNL, 24.262 FNLL, 24.262 FVL (6x2)	08/95→06/96	191 / 260									MP322S7100 19495	W 183 x iaL 178,0 x ø 410		MP302S7100 17238	W 143 x iaL 178 x ø 410	auxiliary axle	
				MP362S7100 19496	W 223 x iaL 178,0 x ø 410												
								8 x 18	ø 8 x L 18								

M 2000 L **08/95** →

12.145 LC, LLC, LRC, LLRC (4x2)	05/01→	107 / 145		CVP032K 29285	[o] 175.5 x 85.6 x 26 Wabco PAN 17		CVP032K 29285	[o] 175.5 x 85.6 x 26 Wabco PAN 17		
12.145 LK, LRK (4x2)	05/01→	107 / 145								
12.163 LC, LLC, LRC, LLRC (4x2)	08/95→	114 / 155		WIK517	L 248	2x		WIK517	L 248	2x
12.163 LK, LRK (4x2)	08/95→	114 / 155								
12.185 LC, LLC, LRC, LLRC (4x2)	05/01→	132-136 / 180-185								
12.185 LK, LRK (4x2)	05/01→	132-136 / 180-185								
12.224, 12.225, LK, LRK (4x2)	08/95→	162 / 220								
12.224 LC, LLC, LRC, LLRC (4x2)	08/95→	162 / 220								
12.225 LC, LLC, LLLC, LRC, LLRC (4x2)	05/01→	162 / 220								
12.255 LC, LLC, LLLC, LLRC, LRC (4x2)	08/02→	180 / 245								
12.255 LK, LRK (4x2)	10/03→	180 / 245								
12.285 LC, LLC, LLLC, LLRC, LRC (4x2)	08/02→	206 / 280								
12.285 LK, LRK (4x2)	10/03→	206 / 280								
14.163 LC, LLC, LRC, LLRC (4x2)	08/95→	114 / 155								
14.185 LC, LLC, LRC, LLRC (4x2)	05/01→	132-136 / 180-185								
14.185 LK, LRK (4x2)	05/01→	132-136 / 180-185								



kW / hp

**MAN****MAN****M 2000 L 08/95**

14.224, 14.225, LA-LF (4x4)	07/03→	162 / 220		CVP032K 29285	[o] 175.5 x 85.6 x 26 Wabco PAN 17			CVP032K 29285	[o] 175.5 x 85.6 x 26 Wabco PAN 17	
14.255 LAC, LARC (4x4)	11/02→	180 / 245								
14.255 LAK, LARK, LAK-L (4x4)	11/02→	180 / 245		WIK517	L 248	2x		WIK517	L 248	2x
14.255 LA-LF (4x4)	07/03→	180 / 245								
14.255 LK, LRK (4x2)	11/02→	180 / 245								
14.264 LA-LF (4x4)	07/03→	191 / 260								
14.163 LK, LRK (4x2)	08/95→	114 / 155		GG2171S7141 17017	W 143 x iaL 174 x ø 360			GG2181S7115 19177	W 163 x iaL 174,3 x ø 360	
14.224 LAC, LARC (4x4)	08/95→	162 / 220						GG2322S7115 19708	W 182.5 x iaL 174,3 x ø 360	optional
14.224 LAK, LARK, LAK-L (4x4)	08/95→	162 / 220								
14.224 LK, LRK (4x2)	08/95→	162 / 220								
14.225 LAC, LARC, (LE220B) (4x4)	09/00→	162 / 220								
14.225 LAK, LARK, LAK-L, (LE220B) (4x4)	09/00→	162 / 220								
14.225 LK, LRK (LE220B) (4x2)	09/00→	162 / 220								
14.263, 14.264 LAC, LARC (4x4)	08/95→	191 / 260								
14.263, 14.264 LAK, LARK, LAK-L (4x4)	08/95→	191 / 260								
14.263, 14.264 LK, LRK (4x2)	08/95→	191 / 260								
14.284, 14.285, LAC, LARC (4x4)	06/98→	206 / 280								
14.284, 14.285, LAK, LARK, LAK-L (4x4)	06/98→	206 / 280								
14.284, 14.285, LA-LF (4x4)	06/98→	206 / 280								
14.284, 14.285, LK, LRK (4x2)	10/98→	206 / 280								
18.255 L-KO, LR-KO (4x2)	05/01→	180 / 245								
18.263, 18.264, LAC, LARC (4x4)	08/95→	191 / 260								
18.263, 18.264, L-KO, LR-KO (4x2)	05/01→	191 / 260								
18.284, 18.285, L-KO, LR-KO (4x2)	06/98→	206 / 280								
14.224 LC, LLC, LLLC, LRC, LLRC, LLLRC (4x2)	08/95→	162 / 220		CVP036K 29095	[o] 210.7 x 92.5 x 30 Knorr SB 6000			GG2181S7115 19177	W 163 x iaL 174,3 x ø 360	
14.225 LC, LLC, LLLC, LRC, LLRC, LLLRC (LE220B) (4x2)	09/00→	162 / 220		CVP082K 29095	[o] 210.7 x 92.5 x 30 Knorr SB 6000			GG2322S7115 19708	W 182.5 x iaL 174,3 x ø 360	optional
14.255 LC, LLC, LLLC, LRC, LLRC, LLLRC (LE250B) (4x2)	09/00→	180 / 245		WIK548	L 350 / 215					
14.263, 14.264 LC, LLC, LLLC, LRC, LLRC, LLLRC (4x2)	08/95→	191 / 260		CVD543	ø 376 x 45 x 128					
14.284 LC, LLC, LLLC, LRC, LLRC, LLLRC (4x2)	10/98→	206 / 280								
14.285 LC, LLC, LLLC, LRC, LLRC, LLLRC, (LE280B) (4x2)	09/00→	206 / 280								
15.163 LC, LLC, LLLC, LLLRC, LLLRC, LRC (4x2)	08/95→	114 / 155		CVP013K 29030	[o] 249.6 x 118.4 x 28.2 Meritor D-3	disc-th.45 mm→ →disc-th.41 mm		MP322S7100 19495	W 183 x iaL 178,0 x ø 410	
15.185 LC, LLC, LLLC, LLLRC, LLLRC, LRC (4x2)	05/01→	132-136 / 180-185		CVP018K 29053	[o] 249.6 x 118.4 x 30.2 Meritor D-3	disc-th.41 mm→ →disc-th.38 mm		MP362S7100 19496	W 223 x iaL 178,0 x ø 410	optional
15.224 LC, LLC, LLLC, LRC, LLRC, LLLRC (4x2)	08/95→	162 / 220		WIK519	L 358 / 307	2x		8 x 18	ø 8 x L 18	64x
15.225 LC, LLC, LLLC, LRC, LLRC, LLLRC, (LE220B) (4x2)	09/99→	162 / 220		WIK532	L 405 / 350					
15.255 LC, LLC, LLLC, LRC, LLRC, LLLRC, (LE250B) (4x2)	09/99→	180 / 245		WIK534	L 275					
15.263, 15.264 LC, LLC, LLLC, LRC, LLRC, LLLRC (4x2)	08/95→	191 / 260								
15.284 LC, LLC, LLLC, LRC, LLRC, LLLRC (4x2)	06/98→	206 / 280		CVD522	ø 438 x 45 x 135					
15.285 LC, LLC, LLLC, LRC, LLRC, LLLRC, (LE280B) (4x2)	09/99→	206 / 280		CVD579	ø 432 x 45 x 130	⊕ rim 12 hole				
18.224, 18.225, LC, LLC, LLLC, LRC, LLRC, LLLRC (4x2)	08/95→	162 / 220								
18.224, 18.225, L-KO, LR-KO (4x2)	05/01→	162 / 220								
18.255 LAC, LARC (4x4)	05/01→	180 / 245								
18.255 LC, LLC, LLLC, LRC, LLRC, LLLRC, (LE250B) (4x2)	09/99→	180 / 245								
18.263, 18.264, LC, LLC, LLLC, LRC, LLRC, LLLRC (4x2)	08/95→	191 / 260								
18.284 LC, LLC, LLLC, LRC, LLRC, LLLRC (4x2)	06/98→	206 / 280								
18.285 LC, LLC, LLLC, LRC, LLRC, LLLRC, (LE280B) (4x2)	09/99→	206 / 280								
19.224, 19.225, LC, LLC, LLLC, LLLRC, LLLRC, LRC (4x2)	05/01→	162 / 224								
19.255 LC, LLC, LLLC, LLLRC, LLLRC, LRC (4x2)	05/01→	180 / 245								
19.264 LC, LLC, LLLC, LLLRC, LLLRC, LRC (4x2)	05/01→	191 / 260								
19.284, 19.285, LC, LLC, LLLC, LLLRC, LLLRC, LRC (4x2)	05/01→	206 / 280								
20.224, 20.225 LNLC, LNLLC (6x2/4)	05/01→	162 / 224								
20.224 LNLC, LNLLC (6x2/4)	05/01→	162 / 224								
20.255 LNLC, LNLLC (6x2/4)	05/01→	180 / 245								
20.264 LNLC, LNLLC (6x2/4)	05/01→	191 / 260								
20.284, 20.285, LNLC, LNLLC (6x2/4)	05/01→	206 / 280								
26.284 DL-TM, DLR-TM (6x4)	05/01→	206 / 280								
26.285 DL-TM, DLR-TM (6x4)	05/01→	206 / 280								
15.163 LK, LRK, LK-L (4x2)	08/95→	114 / 155		MP312S7115 19494	W 163 x iaL 178,0 x ø 410			MP322S7100 19495	W 183 x iaL 178,0 x ø 410	
15.185 LK, LRK, LK-L (4x2)	11/02→	132-136 / 180-185						8 x 18	ø 8 x L 18	64x
15.224 LK, LRK, LK-L (4x2)	08/95→	162 / 220								
15.225 LK, LRK, LK-L, (LE220B) (4x2)	09/99→	162 / 220								



kW / hp

**MAN****MAN****M 2000 L** **08/95** →

15.255 LK, LRK, LK-L, (LE250B) (4x2)	09/99 →	180 / 245		MP312S7115 19494	W 163 x iaL 178,0 x ø 410			MP322S7100 19495	W 183 x iaL 178,0 x ø 410	
15.263, 15.264 LK, LRK, LK-L (4x2)	08/95 →	191 / 260								
15.284 LK, LRK, LK-L (4x2)	06/98 →	206 / 280								
15.285 LK, LRK, LK-L, (LE280B) (4x2)	09/99 →	206 / 280								
18.224, 18.225, LAC, LARC (4x4)	08/95 →	162 / 220								
18.224, 18.225, LAK, LARK, LAK-L (4x4)	08/95 →	162 / 220								
18.224, 18.225, LK, LK-L, LLK, LLK-L, LLRK, LRK (4x2)	08/95 →	162 / 220								
18.255 LAK, LARK, LAK-L (4x4)	05/01 →	180 / 245								
18.255 LK, LK-L, LLK, LLK-L, LLRK, LRK (4x2)	11/02 →	180 / 245								
18.263, 18.264, LAK, LARK, LAK-L (4x4)	08/95 →	191 / 260								
18.263, 18.264, LK, LK-L, LLK, LLK-L, LLRK, LRK (4x2)	08/95 →	191 / 260								
18.284, 18.285, LK, LK-L, LLK, LLK-L, LLRK, LRK (4x2)	06/98 →	206 / 280								
18.284 LAC, LARC (4x4)	06/98 →	206 / 280								
18.284 LAK, LARK, LAK-L (4x4)	06/98 →	206 / 280								
18.285 LAC, LARC (LE280B) (4x4)	09/99 →	206 / 280								
18.285 LAK, LARK, LAK-L, (LE280B) (4x4)	09/99 →	206 / 280								
26.224, 26.225, DL-HK, DLR-HK (6x4)	11/02 →	180 / 245								
26.255 DL-HK, DLR-HK (6x4)	11/02 →	180 / 245								
26.284, 26.285, DL-HK, DLR-HK (6x4)	11/02 →	206 / 280								

M 2000 M **08/95** →

12.224 MC, MLC, MLLC, MLRC, MRC, MLLRC (4x2)	02/03 →	162 / 220		CVP032K 29285	[o] 175.5 x 85.6 x 26 Wabco PAN 17			CVP032K 29285	[o] 175.5 x 85.6 x 26 Wabco PAN 17	
12.224 MSL, MLRS (4x2)	02/03 →	162 / 220								
12.225 MC, MLC, MLLC, MLRC, MRC, MLLRC (4x2)	02/03 →	162 / 220								
12.225 MSL, MLRS (4x2)	02/03 →	162 / 220								
12.255 MC, MLC, MLLC, MLRC, MRC, MLLRC (4x2)	02/03 →	180 / 245								
12.255 MSL (4x2)	02/03 →	180 / 245								
12.264 MC, MLC, MLLC, MLRC, MRC, MLLRC (4x2)	02/03 →	191 / 260								
12.264 MSL, MLRS (4x2)	02/03 →	191 / 260								
12.284 MC, MLC, MLLC, MLRC, MRC, MLLRC (4x2)	02/00 →	206 / 280								
12.284 MSL, MLRS (4x2)	02/00 →	206 / 280								
12.285 MC, MLC, MLLC, MLRC, MRC, MLLRC (4x2)	02/03 →	206 / 280								
12.285 MSL, MLRS (4x2)	02/00 →	206 / 280								
14.225 MC, MLC, MLLC, MLRC, MRC, MLLRC (4x2)	10/00 →	162 / 220								
14.225 MSL, MLRS (4x2)	02/03 →	162 / 220								
14.255 MAK, MAK-L, MARK (4x4)	11/02 →	180 / 245								
14.255 MSL, MLRS (4x2)	10/00 →	180 / 245								
14.264 MAK, MAK-L, MARK (4x4)	11/02 →	191 / 260								
14.285 MSL, MLRS (4x2)	02/03 →	206 / 280								
18.225 MAC, MARC (4x4)	02/03 →	162 / 220								
18.225 MC, MLC, MLLC, MRC, MLRC, MLLRC (4x2)	10/00 →	162 / 220								
18.285 MAC, MARC (4x4)	02/03 →	206 / 280								
18.285 MSL, MLRS (4x2)	02/03 →	206 / 280								
25.225 MNLC, MNLLC, MNLRC, MNLLRC, MVLC (6x2/2/4)	02/03 →	162 / 220								
25.285 MNLC, MNLLC, MNLRC, MNLLRC, MVLC (6x2/2/4)	02/03 →	206 / 280								
14.224 MAK, MAK-L, MARK (4x4)	08/95 → 12/05	162 / 220		GG2171S7141 17017	W 143 x iaL 174 x ø 360			GG2181S7115 19177	W 163 x iaL 174,3 x ø 360	
14.224 MA-KO, MA-LF (4x4)	11/02 →	162 / 220								
14.224 MK (4x2)	08/95 → 12/05	162 / 220								
14.225 MAK, MAK-L, MARK (4x4)	08/95 → 07/05	162 / 220								
14.225 MA-KO, MA-LF (4x4)	02/03 →	162 / 220								
14.255 MA-KO, MA-LF (4x4)	11/02 →	180 / 245								
14.264 MA-KO, MA-LF (4x4)	11/02 →	191 / 260								
14.284 MAK, MAK-L, MARK (4x4)	06/98 → 12/05	206 / 280								
14.284 MA-KO, MA-LF (4x4)	06/98 → 12/05	206 / 280								
14.285 MAK, MAK-L, MARK (4x4)	02/03 →	206 / 280								
14.285 MA-KO, MA-LF (4x4)	02/03 →	206 / 280								
14.224 MC, MLC, MLLC, MLRC, MRC, MLLRC (4x2)	08/95 → 12/05	162 / 220		CVP036K 29095	[o] 210.7 x 92.5 x 30 Knorr SB 6000			GG2181S7115 19177	W 163 x iaL 174,3 x ø 360	
14.224 MSL, MLRS (4x2)	08/95 → 12/05	162 / 220								
14.255 MC, MLC, MLLC, MLRC, MRC, MLLRC (4x2)	10/00 →	180 / 245								
14.264 MC, MLC, MLLC, MLRC, MRC, MLLRC (4x2)	08/95 → 12/05	191 / 260								
14.264 MSL, MLRS (4x2)	08/95 → 12/05	191 / 260								
14.284 MC, MLC, MLLC, MLRC, MRC, MLLRC (4x2)	06/98 → 12/05	206 / 280								
14.284 MSL, MLRS (4x2)	06/98 → 12/05	206 / 280								
14.284 MC, MLC, MLLC, MLRC, MRC, MLLRC (4x2)	06/98 → 12/05	206 / 280								

I - M



kW / hp

**MAN****MAN****M 2000 M** **08/95** →

14.285 MC, MLC, MLLC, MLRC, MRC, MLLRC (ME280C) (4x2)	09/99→12/05	206 / 280		CVP036K 29095	[o] 210.7 x 92.5 x 30 Knorr SB 6000			GG2181S7115 19177	W 163 x iaL 174,3 x ø 360	
18.285 MC, MLC, MLLC, MLRC, MRC, MLLRC (4x2)	06/98→12/05	206 / 280		CVP082K 29095	[o] 210.7 x 92.5 x 30 Knorr SB 6000			GG2322S7115 19708	W 182.5 x iaL 174,3 x ø 360	optional
				WIK548	L 350 / 215					
				CVD543	ø 376 x 45 x 128					
18.224 MAC, MARC (4x4)	08/95→12/05	162 / 220		MP312S7115 19494	W 163 x iaL 178,0 x ø 410			MP322S7100 19495	W 183 x iaL 178,0 x ø 410	
18.224 MAK, MAK-L, MARK (4x4)	08/95→12/05	162 / 220								
18.224 MK, MK-L, MLK, MLRK, MRK (4x2)	08/95→12/05	162 / 220								
18.224 M-KO, MR-KO (4x2)	02/00→	162 / 220								
18.225 MAK, MAK-L, MARK (4x4)	01/96→07/05	162 / 220								
18.225 MK, MK-L, MLK, MLRK, MRK (4x2)	10/00→	162 / 220								
18.225 M-KO, MR-KO (4x2)	02/03→	162 / 220								
18.255 MAK, MAK-L, MARK (4x4)	10/00→	180 / 245								
18.255 MK, MK-L, MLK, MLRK, MRK (4x2)	11/02→	180 / 245								
18.255 M-KO, MR-KO (4x2)	10/00→	180 / 245								
18.264 MAC, MARC (4x4)	08/95→12/05	191 / 260								
18.264 MAK, MAK-L, MARK (4x4)	08/95→12/05	191 / 260								
18.264 MK, MK-L, MLK, MLRK, MRK (4x2)	08/95→12/05	191 / 260								
18.264 M-KO, MR-KO (4x2)	02/00→	191 / 260								
18.284 MAC, MARC (4x4)	06/98→12/05	206 / 280								
18.284 MAK, MAK-L, MARK (4x4)	06/98→12/05	206 / 280								
18.284 MK, MK-L, MLK, MLRK, MRK (4x2)	06/98→12/05	206 / 280								
18.284 M-KO, MR-KO (4x2)	02/00→	206 / 280								
18.285 MAK, MAK-L, MARK (4x4)	01/96→07/05	206 / 280								
18.285 MK, MK-L, MLK, MLRK, MRK (4x2)	02/03→	206 / 280								
18.285 M-KO, MR-KO (4x2)	02/03→	206 / 280								
18.224 MC, MLC, MLLC, MRC, MLRC, MLLRC (4x2)	08/95→12/05	162 / 220		CVP013K 29030	[o] 249.6 x 118.4 x 28.2 Meritor D-3	disc-th.45 mm→ →disc-th.41 mm		MP322S7100 19495	W 183 x iaL 178,0 x ø 410	
18.224 MLC, MLLC, MLLRC (4x2)	08/95→12/05	162 / 220		CVP018K 29053	[o] 249.6 x 118.4 x 30.2 Meritor D-3	disc-th.41 mm→ →disc-th.38 mm		MP362S7100 19496	W 223 x iaL 178,0 x ø 410	optional
18.225 MLC, MLLC, MLLRC (4x2)	02/03→	162 / 220		WIK519	L 358 / 307	2x		8 x 18	ø 8 x L 18	64x
18.255 MAC, MARC (4x4)	10/00→	180 / 245		WIK532	L 405 / 350					
18.255 MC, MLC, MLLC, MLRC, MRC, MLLRC (4x2)	10/00→	180 / 245		WIK532	L 405 / 350					
18.255 MLC, MLLC, MLLRC (4x2)	10/00→	180 / 245		WIK532	L 405 / 350					
18.264 MC, MLC, MLLC, MRC, MLRC, MLLRC (4x2)	08/95→12/05	191 / 260		WIK532	L 405 / 350					
18.264 MLC, MLLC, MLLRC (4x2)	08/95→12/05	191 / 260		WIK532	L 405 / 350					
18.284 MC, MLC, MLLC, MLRC, MRC, MLLRC (4x2)	06/98→12/05	206 / 280		CVD522	ø 438 x 45 x 135					
18.284 MLC, MLLC, MLLRC (4x2)	06/98→12/05	206 / 280		CVD522	ø 438 x 45 x 135					
25.224 MNLRC, MNLLC, MNLLRC, MVLC (6x2/2/4)	08/95→12/05	162 / 220		CVD579	ø 432 x 45 x 130	⊕ rim 12 hole				
25.255 MNLRC, MNLLC, MNLLRC, MVLC (6x2/2/4)	10/00→	180 / 245								
25.264 MNLRC, MNLLC, MNLLRC, MVLC (6x2/2/4)	08/95→12/05	191 / 260								
25.284 MNLRC, MNLLC, MNLLRC, MVLC (6x2/2/4)	02/00→	206 / 280								

NG **08/92** → **07/98**

NG 262 (6x2)	06/97→07/98	191 / 260		MB74752S7113 19706	W 163 x iaL 173,7 x ø 410			MB76772S7100 19707	W 222 x iaL 173,7 x ø 410	
NG 262, NG 272 (6x2)	08/92→07/98	191-198 / 260-269								
NG 312 (6x2)	09/95→07/98	228 / 310		8 x 18	ø 8 x L 18	72x		8 x 18	ø 8 x L 18	72x
NG 262, NG 263 (6x2)	07/98→	191 / 260		CVP013K 29030	[o] 249.6 x 118.4 x 28.2 Meritor D-3	disc-th.45 mm→ →disc-th.41 mm		CVP013K 29030	[o] 249.6 x 118.4 x 28.2 Meritor D-3	disc-th.45 mm→ →disc-th.41 mm
NG 312, NG 313 (6x2)	07/98→	228 / 310		CVP018K 29053	[o] 249.6 x 118.4 x 30.2 Meritor D-3	disc-th.41 mm→ →disc-th.38 mm		CVP018K 29053	[o] 249.6 x 118.4 x 30.2 Meritor D-3	disc-th.41 mm→ →disc-th.38 mm
NG 313 (6x2)	01/06→10/09	228 / 310		WIK519	L 358 / 307	2x		WIK519	L 358 / 307	2x
NG 313 (6x2)	05/07→12/14	228 / 310		WIK532	L 405 / 350			WIK532	L 405 / 350	
NG 323 (6x2)	05/07→12/14	235 / 320		WIK532	L 405 / 350			WIK532	L 405 / 350	
NG 353 (6x2)	05/07→12/14	257 / 350		WIK532	L 405 / 350			WIK532	L 405 / 350	
NG 363 (6x2)	05/07→12/14	264 / 360		WIK532	L 405 / 350			WIK532	L 405 / 350	

NL **09/89** →

NL 202 (4x2)	09/89→04/94	157 / 214		MB74752S7113 19706	W 163 x iaL 173,7 x ø 410			MB76772S7100 19707	W 222 x iaL 173,7 x ø 410	
NL 202, NL 262, NL 263 (4x2)	04/91→	184 / 250								
NL 243 (4x2)	05/07→12/14	180 / 245		8 x 18	ø 8 x L 18	72x		8 x 18	ø 8 x L 18	72x
NL 273 (4x2)	01/06→10/09	199 / 271								



kW / hp

**MAN****MAN****NL** **09/89** →

NL 202, NL 222, NL 223 (4x2)	08/92 →	157-162 / 214-220		CVP013K 29030	[o] 249.6 x 118.4 x 28.2 Meritor D-3	disc-th.45 mm → → disc-th.41 mm		CVP013K 29030	[o] 249.6 x 118.4 x 28.2 Meritor D-3	disc-th.45 mm → → disc-th.41 mm
NL 262 (4x2)	06/97 →	191 / 260		CVP018K 29053	[o] 249.6 x 118.4 x 30.2 Meritor D-3	disc-th.41 mm → → disc-th.38 mm		CVP018K 29053	[o] 249.6 x 118.4 x 30.2 Meritor D-3	disc-th.41 mm → → disc-th.38 mm
NL 262, NL 263 (4x2)	07/98 →	191 / 260		WIK519	L 358 / 307	2x		WIK519	L 358 / 307	2x
NL 283 (4x2)	11/95 → 07/98	228 / 310		WIK532	L 405 / 350			WIK532	L 405 / 350	
NL 312 (4x2)	07/98 →	228 / 310		WIK534	L 275			WIK534	L 275	
NL 313 (4x2)	01/06 → 10/09	228 / 310								
NL 313 (4x2)	05/07 → 12/14	228 / 310								
NL 323 (4x2)		235 / 320								

NM **08/87** →

NM 152 (4x2)	05/90 → 10/93	110 / 150		GG2171S7141 17017	W 143 x iaL 174 x ø 360			GG2181S7115 19177	W 163 x iaL 174,3 x ø 360	
NM 152 (4x2)	04/92 → 03/97	114 / 155								
NM 182, NM 192 (4x2)	05/90 → 03/97	130-140 / 177-190								
NM 222, NM 223 (4x2)	02/96 →	162 / 220								
NM 223 (4x2)	08/87 →	162 / 220								
NM 243 (4x2)		176 / 240								
NM 253 (4x2)		184 / 250								
NM 283 (4x2)		206 / 280								
NM 293 (4x2)		213 / 290								

NÜ **09/96** →

NÜ 263 (4x2)	09/96 → 07/98	191 / 260		CVP013K 29030	[o] 249.6 x 118.4 x 28.2 Meritor D-3	disc-th.45 mm → → disc-th.41 mm		CVP013K 29030	[o] 249.6 x 118.4 x 28.2 Meritor D-3	disc-th.45 mm → → disc-th.41 mm
NÜ 263 (4x2)	07/98 →	191 / 260		CVP018K 29053	[o] 249.6 x 118.4 x 30.2 Meritor D-3	disc-th.41 mm → → disc-th.38 mm		CVP018K 29053	[o] 249.6 x 118.4 x 30.2 Meritor D-3	disc-th.41 mm → → disc-th.38 mm
NÜ 263 (4x2)	07/98 →	191 / 260		WIK519	L 358 / 307	2x		WIK519	L 358 / 307	2x
NÜ 313 (4x2)	07/98 →	228 / 310		WIK532	L 405 / 350			WIK532	L 405 / 350	
NÜ 313 15M (6x2)	07/98 →	228 / 310		WIK534	L 275			WIK534	L 275	
NÜ 353 15M (6x2)	07/98 →	257 / 350								

R **05/85** → **01/93**

FRH 362 (4x2)	05/85 → 12/92	265-274 / 360-373		MB74752S7113 19706	W 163 x iaL 173,7 x ø 410			MB76772S7100 19707	W 222 x iaL 173,7 x ø 410	
R 292, FR 292, FRH 292 (4x2)	05/85 → 01/93	213-229 / 290-311		8 x 18	ø 8 x L 18	72x		MB76772S7113 19707	W 222 x iaL 173,7 x ø 410	72x
								8 x 18	ø 8 x L 18	72x

R - Series → **12/86**

332 F	12/86			MP312S7115 19494	W 163 x iaL 178,0 x ø 410			MP362S7100 19496	W 223 x iaL 178,0 x ø 410	
FR 292	12/86	-224 / -305						8 x 18	ø 8 x L 18	64x
FRH 292	12/86									
FRH 362	12/86	-274 / -373								
R 292	12/86									

S - Series **01/75** → **12/89**

SÜ 280	01/75 → 12/89			MP312S7115 19494	W 163 x iaL 178,0 x ø 410			MP362S7100 19496	W 223 x iaL 178,0 x ø 410	
								8 x 18	ø 8 x L 18	64x

SD **04/74** → **04/94**

SD 200 (4x2)	04/74 → 09/75	141 / 192		MP312S7115 19494	W 163 x iaL 178,0 x ø 410			MP362S7100 19496	W 223 x iaL 178,0 x ø 410	
SD 200 (4x2)	04/74 → 09/75	129 / 175						8 x 18	ø 8 x L 18	64x
SD 200 (4x2)	10/75 → 04/80	128 / 174								
SD 200 (4x2)	10/75 → 11/86	141-147 / 192-200								
SD 200 (4x2)	06/79 → 12/86	162 / 220								
SD 202 (4x2)	10/85 → 04/94	155 / 211		MB74752S7113 19706	W 163 x iaL 173,7 x ø 410			MB76772S7100 19707	W 222 x iaL 173,7 x ø 410	
				8 x 18	ø 8 x L 18	72x		MB76772S7113 19707	W 222 x iaL 173,7 x ø 410	72x
								8 x 18	ø 8 x L 18	72x

SD / SL / NL - Series **01/84** → **12/94**

SL 200	01/84 → 12/94			MB74752S7113 19706	W 163 x iaL 173,7 x ø 410			MB76772S7100 19707	W 222 x iaL 173,7 x ø 410	
				8 x 18	ø 8 x L 18	72x		MB76772S7113 19707	W 222 x iaL 173,7 x ø 410	72x
								8 x 18	ø 8 x L 18	72x

SD / SL - Series **01/74** → **12/87**

SD 202	01/74 → 12/87			MP312S7115 19494	W 163 x iaL 178,0 x ø 410			MP362S7100 19496	W 223 x iaL 178,0 x ø 410	
SL 202	01/74 → 12/87							8 x 18	ø 8 x L 18	64x

SG - Series **01/76** → **12/86**

SG 242	01/76 → 12/86	-224 / -305		MP312S7115 19494	W 163 x iaL 178,0 x ø 410			MP362S7100 19496	W 223 x iaL 178,0 x ø 410	
SG 280	01/76 → 12/86							8 x 18	ø 8 x L 18	64x
SG 282	01/76 → 12/86									



kW / hp

**MAN****MAN****SG  07/76→06/97**

SG 220 (6x2) SG 220 (6x2) SG 220,SG 240 HÜ,SG 242 H (6x2) SG 240 HÜ (6x2) SGG 280 H (8x2/4)	07/76→04/80 05/80→01/85 05/80→01/86 09/81→01/86 01/82→	162 / 220 147 / 200 177 / 241 206 / 280 206 / 280		MP312S7115 19494	W 163 x iaL 178,0 x ø 410		MP312S7115 19494	W 163 x iaL 178,0 x ø 410	auxiliary axle
							MP362S7100 19496	W 223 x iaL 178,0 x ø 410	
							8 x 18	ø 8 x L 18	64x
SG 240 H,SG 242,SG 242 H (6x2) SG 240 H,SG 292 H (6x2) SG 242,SG 292 (6x2) SG 312,SG 322 (6x2)	09/85→04/94 11/84→09/89 09/85→04/94 02/94→06/97	177-180 / 241-245 213 / 290 224-229 / 305-311 228-235 / 310-320		MB74752S7113 19706	W 163 x iaL 173,7 x ø 410		MB74752S7113 19706	W 163 x iaL 173,7 x ø 410	auxiliary axle
				8 x 18	ø 8 x L 18		MB76772S7100 19707	W 222 x iaL 173,7 x ø 410	
					72x		MB76772S7100 19707	W 222 x iaL 173,7 x ø 410	
							MB76772S7113 19707	W 222 x iaL 173,7 x ø 410	
							8 x 18	ø 8 x L 18	72x

SG / NG - Series  01/84→12/94

SG 280 SG 282 SG 292	01/84→12/94 01/84→12/94 01/84→12/94			MB74752S7113 19706	W 163 x iaL 173,7 x ø 410		MB74752S7113 19706	W 163 x iaL 173,7 x ø 410	auxiliary axle
				8 x 18	ø 8 x L 18		MB76772S7100 19707	W 222 x iaL 173,7 x ø 410	
					72x		MB76772S7113 19707	W 222 x iaL 173,7 x ø 410	
							8 x 18	ø 8 x L 18	72x

SL  05/80→04/87

SL 200 (4x2) SL 200 (4x2) SL 200 (4x2)	05/80→01/86 05/80→04/87 01/86→04/87	177 / 241 147-150 / 200-204 177 / 241		MP312S7115 19494	W 163 x iaL 178,0 x ø 410		MP312S7115 19494	W 163 x iaL 178,0 x ø 410	
							8 x 18	ø 8 x L 18	64x

SL II  06/84→

SL 202 (4x2) SL 202 (4x2) SL 283 (4x2) SL 353 (4x2) SL 363 (4x2)	06/84→04/93 06/84→04/94 06/84→04/94 06/84→04/94 06/84→04/94	147-155 / 200-211 177-180 / 241-245 206 / 280 257 / 350 264 / 360		MB74752S7113 19706	W 163 x iaL 173,7 x ø 410		MB74752S7113 19706	W 163 x iaL 173,7 x ø 410	
				8 x 18	ø 8 x L 18		MB76772S7113 19707	W 222 x iaL 173,7 x ø 410	
					72x		MB76772S7113 19707	W 222 x iaL 173,7 x ø 410	
							8 x 18	ø 8 x L 18	72x

SM  11/87→02/95

SM 152 (4x2) SM 182,SM 192 (4x2)	11/87→04/94 11/87→02/95	110-114 / 150-155 130-140 / 177-190		GG2171S7141 17017	W 143 x iaL 174 x ø 360		GG2171S7141 17017	W 143 x iaL 174 x ø 360	
							GG2181S7115 19177	W 163 x iaL 174,3 x ø 360	

SR - Series  01/75→12/86

RÜ 240 RÜ 280 SR 320 SR 361	01/75→12/86 01/75→12/86 01/75→12/86 01/75→12/86			MP312S7115 19494	W 163 x iaL 178,0 x ø 410		MP312S7115 19494	W 163 x iaL 178,0 x ø 410	
							8 x 18	ø 8 x L 18	64x
SR 240 SR 280	01/86→ 01/86→			MB74752S7113 19706	W 163 x iaL 173,7 x ø 410		MB74752S7113 19706	W 163 x iaL 173,7 x ø 410	
				8 x 18	ø 8 x L 18		MB76772S7113 19707	W 222 x iaL 173,7 x ø 410	
					72x		MB76772S7113 19707	W 222 x iaL 173,7 x ø 410	
							8 x 18	ø 8 x L 18	72x

SR  10/75→11/86

SR 240 (4x2) SR 280,SR 280 H (4x2) SR 321 H (4x2)	10/75→06/83 01/77→11/86 03/82→11/86	177 / 241 206 / 280 235 / 320		MP312S7115 19494	W 163 x iaL 178,0 x ø 410		MP312S7115 19494	W 163 x iaL 178,0 x ø 410	
							8 x 18	ø 8 x L 18	64x

SÜ  10/75→06/97

SÜ 240 (4x2) SÜ 240 (4x2) SÜ 240 (4x2)	10/75→01/86 05/80→09/89 11/82→01/86	177 / 241 147-150 / 200-204 206 / 280		MP312S7115 19494	W 163 x iaL 178,0 x ø 410		MP312S7115 19494	W 163 x iaL 178,0 x ø 410	
							8 x 18	ø 8 x L 18	64x
SÜ 240 (4x2) SÜ 240 (4x2) SÜ 242 (4x2)	01/86→09/89 01/86→09/89 01/87→04/93	213 / 290 177 / 241 177-180 / 240-245		MB74752S7113 19706	W 163 x iaL 173,7 x ø 410		MB74752S7113 19706	W 163 x iaL 173,7 x ø 410	
				8 x 18	ø 8 x L 18		MB76772S7113 19707	W 222 x iaL 173,7 x ø 410	
					72x		MB76772S7113 19707	W 222 x iaL 173,7 x ø 410	
SÜ 272 (4x2) SÜ 292 (4x2) SÜ 322 (4x2)	04/93→05/95 04/92→04/93 05/95→06/97	198 / 270 229 / 311 235 / 320					8 x 18	ø 8 x L 18	72x
SÜ 243 (4x2) SÜ 263 (4x2) SÜ 263 (4x2) SÜ 273 (4x2) SÜ 283 (4x2) SÜ 293 (4x2) SÜ 313 (4x2) SÜ 313 (4x2) SÜ 320 (4x2) SÜ 353 (4x2) SÜ 360 (4x2)	06/05→10/09 09/03→ 06/05→10/09 01/06→10/09 09/03→ 09/03→ 09/03→ 01/06→10/09 09/03→ 01/06→10/09 05/07→	176 / 240 265 / 360 191 / 260 198 / 270 206 / 280 213 / 290 228 / 310 228 / 310 235 / 320 257 / 350 264 / 360		CVP088K 29131	[o] 249.6 x 118.2 x 30.2 Meritor D-ELSA 2		CVP088K 29131	[o] 249.6 x 118.2 x 30.2 Meritor D-ELSA 2	
				WIK523	L 289 / 237		WIK523	L 289 / 237	
				FK088			FK088		
				FK113			FK113		

TGA  04/00→

18.310, 18.320 FAC, FARC, FHLC (4x4)	05/04→	228-235 / 310-320		MP322S7100 19495	W 183 x iaL 178,0 x ø 410		MP322S7100 19495	W 183 x iaL 178,0 x ø 410	auxiliary axle
							MP302S7100 17238	W 143 x iaL 178 x ø 410	auxiliary axle



kW / hp

**MAN****MAN****TGA** **04/00** →

18.310, 18.320 FAK, FAK-L, FALK, FALK-L, FHLK (4x4)	05/04 →	228-235 / 310-320	MP322S7115 19495	W 183 x iaL 178,0 x ø 410	MP302S7115 17238	W 143 x iaL 178,0 x ø 410	auxiliary axle	
18.310, 18.320 FALS, FARS, FAS, FHLS (4x4)	05/04 →	228-235 / 310-320	8 x 18	ø 8 x L 18	64x	MP362S7100 19496	ø 8 x L 18	64x
18.310 FAC, FARC (4x4)	09/02 →	228 / 310						
18.310 FAK, FAK-L, FALK, FALK-L, FHLK (4x4)	09/02 →	228 / 310	8 x 18	ø 8 x L 18	64x			
18.310 FALS, FARS, FAS (4x4)	09/02 →	228 / 310				8 x 18	ø 8 x L 18	64x
18.350, 18.360 FAC, FARC, FHLK (4x4)	05/04 →	257-265 / 350-360	8 x 18	ø 8 x L 18	64x			
18.350, 18.360 FAK, FAK-L, FALK, FALK-L, FHLK, FHLK/M (4x4)	05/04 →	257-265 / 350-360				8 x 18	ø 8 x L 18	64x
18.350, 18.360 FALS, FARS, FAS, FHLS (4x4)	05/04 →	257-265 / 350-360	8 x 18	ø 8 x L 18	64x			
18.360 FAC, FARC (4x4)	09/02 →	265 / 360				8 x 18	ø 8 x L 18	64x
18.360 FAK, FAK-L, FALK, FALK-L, FHLK (4x4)	09/02 →	265 / 360	8 x 18	ø 8 x L 18	64x			
18.360 FALS, FARS, FAS, FHLS (4x4)	09/02 →	265 / 360				8 x 18	ø 8 x L 18	64x
18.390, 18.400 FAC, FARC, FHLK (4x4)	05/04 →	287-294 / 390-400	8 x 18	ø 8 x L 18	64x			
18.390, 18.400 FAK, FAK-L, FALK, FALK-L, FHLK, FHLK/M (4x4)	05/04 →	287-294 / 390-400				8 x 18	ø 8 x L 18	64x
18.390, 18.400 FALS, FAS, FHLS (4x4)	05/04 →	287-294 / 390-400	8 x 18	ø 8 x L 18	64x			
18.410, 18.420 FAK, FAK-L, FALK, FALK-L (4x4)	09/02 →	301-309 / 410-420				8 x 18	ø 8 x L 18	64x
18.410 FAC, FARC (4x4)	09/02 →	301 / 410	8 x 18	ø 8 x L 18	64x			
18.410 FAS, FALS, FARS (4x4)	09/02 →	301 / 410				8 x 18	ø 8 x L 18	64x
18.430, 18.440 FAC, FARC, FHLK (4x4)	05/04 →	316-324 / 430-441	8 x 18	ø 8 x L 18	64x			
18.430, 18.440 FAK, FALK, FALK-L, FHLK, FHLK/M (4x4)	05/04 →	316-324 / 430-441				8 x 18	ø 8 x L 18	64x
18.430, 18.440 FALS, FAS, FHLS (4x4)	05/04 →	316-324 / 430-441	8 x 18	ø 8 x L 18	64x			
18.460 FAK (4x4)	12/00 →	338 / 460				8 x 18	ø 8 x L 18	64x
18.480 FAC, FARC (4x4)	09/02 →	353 / 480	8 x 18	ø 8 x L 18	64x			
18.480 FAC, FARC (4x4)	02/06 →	353 / 480				8 x 18	ø 8 x L 18	64x
18.480 FAK, FAK-L, FALK, FALK-L, FHLK (4x4)	09/02 →	353 / 480	8 x 18	ø 8 x L 18	64x			
18.480 FAK, FAK-L, FALK, FALK-L, FHLK (4x4)	02/06 →	353 / 480				8 x 18	ø 8 x L 18	64x
18.480 FALS, FARS, FAS, FHLS (4x4)	02/06 →	353 / 480	8 x 18	ø 8 x L 18	64x			
18.480 FHLK (4x4)	04/06 →	353 / 480				8 x 18	ø 8 x L 18	64x
18.480 FHLK, FHLK/M (4x4)	04/06 →	353 / 480	8 x 18	ø 8 x L 18	64x			
18.480 FHLS, FHLS/M (4x4)	04/06 →	353 / 480				8 x 18	ø 8 x L 18	64x
18.530 FAC, FARC (4x4)	04/04 →	390 / 530	8 x 18	ø 8 x L 18	64x			
18.530 FAK, FAK-L, FALK, FALK-L (4x4)	04/04 →	390 / 530				8 x 18	ø 8 x L 18	64x
18.530 FAS, FALS (4x4)	04/04 →	390 / 530	8 x 18	ø 8 x L 18	64x			
26.310, 26.320 FDAS, FDHS (6x6)	06/05 →	228-235 / 310-320				8 x 18	ø 8 x L 18	64x
26.310, 26.320 FDH, FDHC, FDHC/M (6x6)	06/05 →	228-235 / 310-320	8 x 18	ø 8 x L 18	64x			
26.310, 26.320 FDH-TM (6x6)	06/05 →	228-235 / 310-320				8 x 18	ø 8 x L 18	64x
26.310 FDAC, FDARC, FDH, FDHC (6x6)	01/04 →	228 / 310	8 x 18	ø 8 x L 18	64x			
26.310 FDAC, FDARC, FDHC (6x6)	02/02 →	228 / 310				8 x 18	ø 8 x L 18	64x
26.310 FDAK, FDHK (6x6)	02/02 →	228 / 310	8 x 18	ø 8 x L 18	64x			
26.310 FDAK, FDHK (6x6)	01/04 →	228 / 310				8 x 18	ø 8 x L 18	64x
26.310 FDARS, FDAS, FDHS (6x6)	02/02 →	228 / 310	8 x 18	ø 8 x L 18	64x			
26.310 FDARS, FDAS, FDHS (6x6)	01/04 →	228 / 310				8 x 18	ø 8 x L 18	64x
26.320 FDAC, FDH, FDHC (6x6)	06/05 →	235 / 320	8 x 18	ø 8 x L 18	64x			
26.320 FDAK, FDHK (6x6)	04/06 →	235 / 320				8 x 18	ø 8 x L 18	64x
26.320 FDAS, FDHS (6x6)	04/06 →	235 / 320	8 x 18	ø 8 x L 18	64x			
26.350, 26.360 FDAK, FDALK, FDHK, FDHLK (6x6)	05/04 →	257-265 / 350-360				8 x 18	ø 8 x L 18	64x
26.350, 26.360 FDARS, FDAS, FDHLS, FDHS (6x6)	05/04 →	257-265 / 350-360	8 x 18	ø 8 x L 18	64x			
26.350, 26.360 FDH-TM (6x6)	05/04 →	257-265 / 350-360				8 x 18	ø 8 x L 18	64x
26.350 FDAC, FDHC (6x6)	02/04 →	257 / 350	8 x 18	ø 8 x L 18	64x			
26.350 FDAK (6x6)	02/04 →	257 / 350				8 x 18	ø 8 x L 18	64x
26.350 FDAS, FDHS (6x6)	02/04 →	257 / 350	8 x 18	ø 8 x L 18	64x			
26.350 FDHC, FDHC/M (6x6)	04/05 →	257 / 350				8 x 18	ø 8 x L 18	64x
26.360 FDAC, FDARC, FDHC, FDHLC (6x6)	02/02 →	265 / 360	8 x 18	ø 8 x L 18	64x			
26.360 FDAC, FDARC, FDHC, FDHLC (6x6)	06/04 →	265 / 360				8 x 18	ø 8 x L 18	64x
26.360 FDAK, FDALK, FDHK, FDHLK (6x6)	02/02 →	265 / 360	8 x 18	ø 8 x L 18	64x			
26.360 FDAK, FDARK (6x6)	06/04 →	265 / 360				8 x 18	ø 8 x L 18	64x
26.360 FDARS, FDAS, FDHLS, FDHS (6x6)	02/02 →	265 / 360	8 x 18	ø 8 x L 18	64x			
26.360 FDARS, FDAS, FDHLS, FDHS (6x6)	06/04 →	265 / 360				8 x 18	ø 8 x L 18	64x
26.360 FDHC, FDHLC (6x6)	05/04 →	265 / 360	8 x 18	ø 8 x L 18	64x			
26.390, 26.400 FDAK, FDALK, FDHK, FDHLK (6x6)	06/05 →	287-294 / 390-400				8 x 18	ø 8 x L 18	64x
26.390, 26.400 FDALS, FDAS, FDHLS, FDHS (6x6)	06/05 →	287-294 / 390-400	8 x 18	ø 8 x L 18	64x			

I - M



kW / hp

**MAN****MAN****TGA 04/00** →

26.390, 26.400 FDHC, FDHLC (6x6)	06/05→	287-294 / 390-400
26.390 FDAC, FDALC, FDHC (6x6)	01/04→	287 / 390
26.390 FDAK, FDALK, FDHK (6x6)	02/04→	287 / 390
26.390 FDALS, FDAS, FDALS, FDHS (6x6)	02/04→	287 / 390
26.390 FDH-TM (6x6)	06/05→	287 / 390
26.400 FDAC, FDALC, FDHC, FDHLC (6x6)	01/04→	294 / 400
26.400 FDAK, FDALK, FDHK, FDHLC (6x6)	01/04→	294 / 400
26.400 FDALS, FDAS, FDHLS, FDHS (6x6)	01/04→	294 / 400
26.400 FDH-TM (6x6)	04/06→	294 / 400
26.410 FDAC, FDARC (6x6)	02/02→	301 / 410
26.410 FDALS, FDARS, FDAS (6x6)	02/02→	301 / 410
26.430, 26.440 FDAK, FDALK, FDHK, FDHLC (6x6)	06/05→	316-324 / 430-441
26.430, 26.440 FDALS, FDAS, FDHLS, FDHS (6x6)	06/05→	316-324 / 430-441
26.430, 26.440 FDHC, FDHLC (6x6)	06/05→	316-324 / 430-441
26.430, 26.440 FDH-TM (6x6)	06/05→	316-324 / 430-441
26.430 FDAC, FDALC, FDHC (6x6)	01/04→	316 / 430
26.430 FDAK, FDALK, FDHK (6x6)	01/04→	316 / 430
26.430 FDALS, FDAS, FDHLS, FDHS (6x6)	01/04→	316 / 430
26.440 FDAC, FDALC, FDHC, FDHLC (6x6)	09/05→	324 / 440
26.440 FDAK, FDALK (6x6)	01/04→	324 / 440
26.440 FDALS, FDAS, FDHLS, FDHS (6x6)	01/04→	324 / 440
26.480 FDAC, FDALC, FDARC, FDHC, FDHLC (6x6)	09/02→	353 / 480
26.480 FDAC, FDALC, FDARC, FDHC, FDHLC (6x6)	02/06→	353 / 480
26.480 FDAK, FDALK (6x6)	02/06→	353 / 480
26.480 FDAK, FDALK, FDHK, FDHLC (6x6)	09/02→	353 / 480
26.480 FDAK, FDALK, FDHK, FDHLC (6x6)	02/06→	353 / 480
26.480 FDALS, FDARS, FDAS, FDHLS, FDHS (6x6)	09/02→	353 / 480
26.480 FDALS, FDARS, FDAS, FDHLS, FDHS (6x6)	02/06→	353 / 480
26.480 FDHC, FDHLC (6x6)	02/06→	353 / 480
26.480 FDH-TM (6x6)	02/06→	353 / 480
26.530 FDAC, FDALC (6x6)	07/06→	390 / 530
26.530 FDAK, FDALK (6x6)	09/02→	390 / 530
26.530 FDALS (6x6)	07/06→	390 / 530
33.360 FDAK, FDARK, FDHK (6x6)	09/02→	265 / 360
33.360 FDARS, FDAS, FDHS (6x6)	09/02→	265 / 360
33.360 FDLRS, FDLS, FDRS, FDS (6x4)	10/00→	265 / 360
33.390, 33.400 FDAC, FDHC (6x6)	06/05→	287-295 / 390-401
33.390, 33.400 FDAK, FDARK, FDHK (6x6)	06/05→	287-295 / 390-401
33.390, 33.400 FDARS, FDAS, FDHS (6x6)	06/05→	287-295 / 390-401
33.410 FDAC, FDALC, FDARC (6x6)	09/02→	301 / 410
33.410 FDAK, FDALK (6x6)	09/02→	301 / 410
33.410 FDALS, FDARS, FDAS (6x6)	09/02→	301 / 410
33.430, 33.440 FDAC, FDALC, FDHC (6x6)	06/05→	316-324 / 430-441
33.430, 33.440 FDAK, FDALK, FDARK, FDHK (6x6)	06/05→	316-324 / 430-441
33.430, 33.440 FDALS, FDARS, FDAS, FDHS (6x6)	06/05→	316-324 / 430-441
33.440 FDAC, FDALC, FDHC (6x6)	06/05→	324 / 440
33.440 FDAK, FDALK, FDARK, FDHK (6x6)	06/05→	324 / 440
33.440 FDALS, FDARS, FDAS, FDHS (6x6)	06/05→	324 / 440
33.440 FDLS, FDRS, FDS (6x6)	06/05→	324 / 440
33.440 FDLS, FDRS, FDS (6x4)	06/05→	324 / 440
33.460 FDAC (6x6)	09/02→	338 / 460
33.460 FDAK (6x6)	09/02→	338 / 460
33.460 FDAS (6x6)	09/02→	338 / 460
33.480 FDAC, FDAC-WW, FDALC, FDARC (6x6)	09/02→	353 / 480
33.480 FDAC, FDALC, FDARC, FDHC (6x6)	02/06→	353 / 480
33.480 FDAK, FDALK, FDARK, FDHK (6x6)	09/02→	353 / 480
33.480 FDAK, FDALK, FDARK, FDHK (6x6)	02/06→	353 / 480

I - M



kW / hp



MAN

MAN

TGA 04/00 →

33.480 FDALS, FDARS, FDAS, FDHS (6x6)	09/02 →	353 / 480								
33.480 FDALS, FDARS, FDAS, FDHS (6x6)	02/06 →	353 / 480								
33.530 FDAK, FDALC (6x6)	09/02 →	390 / 530								
33.530 FDAK, FDALK (6x6)	09/02 →	390 / 530								
33.530 FDAS, FDALS (6x6)	09/02 →	390 / 530								
40.390, 40.400 FDAK, FDARK (6x6)	06/05 →	287-294 / 390-400								
40.390, 40.400 FDARS, FDAS (6x6)	06/05 →	287-294 / 390-400								
40.410 FDAK (6x6)	04/04 →	301 / 410								
40.410 FDAS (6x6)	04/04 →	301 / 410								
40.430, 40.440 FDAK, FDARK (6x6)	06/05 →	316-324 / 430-440								
40.430, 40.440 FDARS, FDAS (6x6)	06/05 →	316-324 / 430-440								
40.440 FDAK, FDARK (6x6)	06/05 →	324 / 440								
40.440 FDARS, FDAS (6x6)	06/05 →	324 / 440								
40.460 FDAK (6x6)	04/04 →	338 / 460								
40.460 FDAS (6x6)	04/04 →	338 / 460								
40.480 FDAK, FDARK (6x6)	04/04 →	353 / 480								
40.480 FDAK, FDARK (6x6)	06/05 →	353 / 480								
40.480 FDARS, FDAS (6x6)	04/04 →	353 / 480								
40.480 FDRS, FDAS (6x6)	06/05 →	353 / 480								
18.310, 18.320 FC, FLC, FLLC, FLLRC, FLLRW, FLLW, FLRC, FRC (4x2)	04/00 →	228-235 / 310-320		CVP013K 29030	[o] 249.6 x 118.4 x 28.2 Meritor D-3	disc-th.45 mm → → disc-th.41 mm		CVP013K 29030	[o] 249.6 x 118.4 x 28.2 Meritor D-3	disc-th.45 mm → → disc-th.41 mm
18.310, 18.320 FC, FLC, FLLC, FLLRC, FLLRW, FLLW, FLRC, FRC (4x2)	05/04 →	228-235 / 310-320		CVP018K 29053	[o] 249.6 x 118.4 x 30.2 Meritor D-3	disc-th.41 mm → → disc-th.38 mm		CVP018K 29053	[o] 249.6 x 118.4 x 30.2 Meritor D-3	disc-th.41 mm → → disc-th.38 mm
18.310, 18.320 FK, FK-L, FLK, FLRK (4x2)	05/04 →	228-235 / 310-320		CVP020K 29202	[o] 247.7 x 109.7 x 30 Knorr SB 7000			CVP020K 29202	[o] 247.7 x 109.7 x 30 Knorr SB 7000	
18.310, 18.320 FK, FLK, FK-L, FLRK (4x2)	12/00 →	228-235 / 310-320		CVP088K 29131	[o] 249.6 x 118.2 x 30.2 Meritor D-ELSA 2			CVP088K 29131	[o] 249.6 x 118.2 x 30.2 Meritor D-ELSA 2	
18.310, 18.320 FLLRS, FLRS, FLRS, FLS, FLS-TS (4x2)	05/04 →	228-235 / 310-320		WIK519	L 358 / 307	2x Meritor D-Elsa 1 -brake		WIK519	L 358 / 307	2x Meritor D-Elsa 1 -brake
18.310 FLLRS, FLLS, FLRS, FLS, FLS-TS (4x2)	04/00 →	228 / 310		WIK523	L 289 / 237	Meritor D-Elsa 2 -brake		WIK523	L 289 / 237	Meritor D-Elsa 2 -brake
18.350, 18.360 FC, FLC, FLLC, FLLRC, FLLW, FLRC, FLLRW, FRC (4x2)	05/04 →	257-265 / 350-360		WIK532	L 405 / 350	Meritor D-Elsa 1 -brake		WIK532	L 405 / 350	Meritor D-Elsa 1 -brake
18.350, 18.360 FK, FK-L, FLK, FLRK (4x2)	05/04 →	257-265 / 350-360		WIK534	L 275	Meritor D-Elsa 1 -brake		WIK534	L 275	Meritor D-Elsa 1 -brake
18.350 FLLRS, FLLS, FLRS, FLS, FLS-TS (4x2)	05/04 →	257 / 350		WIK548	L 350 / 215	Knorr SB 7000 -brake		WIK548	L 350 / 215	Knorr SB 7000 -brake
18.360 FC, FLC, FLLC, FLLRC, FLLW, FLRC, FLLRW, FRC (4x2)	04/00 →	265 / 360		FK088		10/01 → Meritor D-Elsa 2 -brake		FK088		10/01 → Meritor D-Elsa 2 -brake
18.360 FK, FLK, FK-L, FLRK (4x2)	12/00 →	265 / 360		FK113		Meritor D-Elsa 2 -brake		FK113		Meritor D-Elsa 2 -brake
18.360 FLLRS, FLLS, FLRS, FLS, FLS-TS (4x2)	04/00 →	265 / 360		CVD544	ø 432 x 45 x 135	⊕ rim 10 hole		MP302S7100 17238	W 143 x iaL 178,0 x ø 410	auxiliary axle
18.360 FLLRS, FLLS, FLRS, FLS, FLS-TS (4x2)	01/06 →	265 / 360		CVD579	ø 432 x 45 x 130	⊕ rim 12 hole		MP302S7115 17238	W 143 x iaL 178,0 x ø 410	auxiliary axle
18.380 FLRC (4x2)	05/04 →	283 / 385		CVD612	ø 432 x 45 x 135	⊕ rim 10 hole		MP362S7100 19496	W 223 x iaL 178,0 x ø 410	
18.380 FLRS (4x2)	05/04 →	283 / 385						8 x 18	ø 8 x L 18	64x
18.390, 18.400 FC, FLC, FLLC, FLLRC, FLLRW, FLLW, FLRC (4x2)	05/04 →	287-294 / 390-400						CVD544	ø 432 x 45 x 135	⊕ rim 10 hole
18.390, 18.400 FK, FK-L, FLK, FLRK (4x2)	05/04 →	287 / 390						CVD579	ø 432 x 45 x 130	⊕ rim 12 hole
18.390 FLS, FLS-TS, FLLS, FLLRS (4x2)	10/05 →	294 / 400						CVD666	ø 377 x 45 x 108	⊕ rim 12 hole
18.410, 18.420 FC, FRC, FLC, FLRC, FLLC, FLLW, FLLRC, FLLRW (4x2)	04/00 →	301-309 / 410-420						CVD612	ø 432 x 45 x 135	⊕ rim 10 hole
18.410, 18.420 FK, FK-L, FLK, FLRK (4x2)	12/00 →	301-309 / 410-420								
18.410 FLLRS, FLLS, FLRS, FLS, FLS-TS (4x2)	04/00 →	301 / 410								
18.420 FLRC (4x2)	05/04 →	309 / 420								
18.420 FLRS (4x2)	05/04 →	309 / 420								
18.430, 18.440 FC, FLC, FLLC, FLLRC, FLLRW, FLLW, FLRC (4x2)	05/04 →	316-324 / 430-440								
18.430, 18.440 FK, FK-L, FLK, FLRK (4x2)	05/04 →	316-324 / 430-440								
18.430 FLLRS, FLLS, FLRS, FLS, FLS-TS (4x2)	05/04 →	316 / 430								
18.440 FLLRS, FLLS, FLRS, FLS, FLS-TS (4x2)	09/05 →	324 / 440								
18.460 FC, FLC, FLLC, FLLRC, FLLRW, FLLW, FLRC, FRC (4x2)	04/00 →	338 / 460								
18.460 FK, FK-L, FLK, FLRK (4x2)	12/00 →	338 / 460								
18.460 FLLRS, FLLS, FLRS, FLS, FLS-TS (4x2)	04/00 →	338 / 460								
18.480 FC, FLC, FLLC, FLLRC, FLLRW, FLLW, FLRC (4x2)	09/02 →	353 / 480								
18.480 FC, FLC, FLLC, FLLRC, FLLRW, FLLW, FLRC (4x2)	01/06 →	353 / 480								
18.480 FK, FK-L, FLK, FLRK (4x2)	01/06 →	353 / 480								
18.480 FK, FLK, FK-L, FLRK (4x2)	09/02 →	353 / 480								

I - M



kW / hp

**MAN****MAN****TGA** **04/00** →

18.480 FLRS, FLS, FLRS, FLS, FLS-TS (4x2)	09/02→	353 / 480		CVP013K 29030	[o] 249.6 x 118.4 x 28.2 Meritor D-3	disc-th.45 mm→ →disc-th.41 mm		CVP013K 29030	[o] 249.6 x 118.4 x 28.2 Meritor D-3	disc-th.45 mm→ →disc-th.41 mm
18.480 FLRS, FLS, FLRS, FLS, FLS-TS (4x2)	01/06→	353 / 480		CVP018K 29053	[o] 249.6 x 118.4 x 30.2 Meritor D-3	disc-th.41 mm→ →disc-th.38 mm		CVP018K 29053	[o] 249.6 x 118.4 x 30.2 Meritor D-3	disc-th.41 mm→ →disc-th.38 mm
18.510 FC, FLC, FLLC, FLLRC, FLLRW, FLLW, FLRC, FRC (4x2)	09/00→	375 / 510		CVP020K 29202	[o] 247.7 x 109.7 x 30 Knorr SB 7000			CVP020K 29202	[o] 247.7 x 109.7 x 30 Knorr SB 7000	
18.510 FLRS, FLS, FLRS, FLS (4x2)	04/00→	375 / 510		CVP088K 29131	[o] 249.6 x 118.2 x 30.2 Meritor D-ELSA 2			CVP088K 29131	[o] 249.6 x 118.2 x 30.2 Meritor D-ELSA 2	
18.530 FC, FLC, FLLC, FLLRC, FLLRW, FLLW, FLRC (4x2)	09/02→	390 / 530		WIK519	L 358 / 307	2x Meritor D-Elsa 1 -brake		WIK519	L 358 / 307	2x Meritor D-Elsa 1 -brake
18.530 FLRS, FLS, FLRS, FLS (4x2)	09/02→	390 / 530		WIK523	L 289 / 237	Meritor D-Elsa 2 -brake		WIK523	L 289 / 237	Meritor D-Elsa 2 -brake
18.540 FLC, FLLC, FLLRC, FLLW, FLRC (4x2)	08/06→	397 / 540		WIK532	L 405 / 350	Meritor D-Elsa 1 -brake		WIK532	L 405 / 350	Meritor D-Elsa 1 -brake
18.540 FLRS, FLS, FLRS, FLS (4x2)	08/06→	397 / 540		WIK534	L 275	Meritor D-Elsa 1 -brake		WIK534	L 275	Meritor D-Elsa 1 -brake
19.350 FLRS, FLS, FRS, FS (4x2)	05/04→	257 / 350		WIK548	L 350 / 215	Knorr SB 7000 -brake		WIK548	L 350 / 215	Knorr SB 7000 -brake
19.360 FLRS, FLS, FRS, FS (4x2)	05/04→	265 / 360		FK088		10/01→ Meritor D-Elsa 2 -brake		FK088		10/01→ Meritor D-Elsa 2 -brake
19.360 FLRS, FLS, FRS, FS (4x2)	05/04→	265 / 360		FK113		Meritor D-Elsa 2 -brake		FK113		Meritor D-Elsa 2 -brake
19.390 FLRS, FLS, FRS, FS (4x2)	05/04→	287 / 390		CVD544	ø 432 x 45 x 135	⊕ rim 10 hole		MP302S7100 17238	W 143 x iaL 178 x ø 410	auxiliary axle
19.400 FLRS, FLS, FRS, FS (4x2)	05/04→	294 / 400		CVD579	ø 432 x 45 x 130	⊕ rim 12 hole		MP302S7115 17238	W 143 x iaL 178,0 x ø 410	auxiliary axle
19.410 FRS, FS (4x2)	05/04→	301 / 410		CVD612	ø 432 x 45 x 135	⊕ rim 10 hole		MP362S7100 19496	W 223 x iaL 178,0 x ø 410	
19.430 FLRS, FLS, FRS, FS (4x2)	05/04→	316 / 430						8 x 18	ø 8 x L 18	64x
19.440 FLRS, FLS, FRS, FS (4x2)	02/06→	324 / 440						CVD544	ø 432 x 45 x 135	⊕ rim 10 hole
19.460 FRS, FS (4x2)	05/04→	338 / 460						CVD579	ø 432 x 45 x 130	⊕ rim 12 hole
19.480 FLRS, FLS, FRS, FS (4x2)	02/06→	353 / 480						CVD666	ø 377 x 45 x 108	⊕ rim 12 hole
19.480 FRS, FS (4x2)	05/04→	353 / 480						CVD612	ø 432 x 45 x 135	⊕ rim 10 hole
19.480 FS/M, FRS/M-WW (4x2)	02/06→	353 / 480								
24.350, 24.360 FLLRW, FNLLC, FNLLRC, FNLLRW, FNLLW (6x2)	05/04→	257-265 / 350-360								
24.350, 24.360 FPLS, FPLRS (6x2)	02/04→	257-265 / 350-360								
24.360 FNLLC/N, FNLLW, FNLLRW, FNLLRC (6x2)	09/01→	265 / 360								
24.380 FPLS, FPLRS (6x2)	02/04→	283 / 385								
24.390, 24.400 FLLRW, FNLLC, FNLLRC, FNLLW, FNLLRW (6x2)	05/04→	287-294 / 390-400								
24.390, 24.400 FPLS, FPLRS (6x2)	05/04→	287-294 / 390-400								
24.410 FNLLC, FNLLW, FNLLRW, FNLLRC (6x2)	09/01→	301 / 410								
24.420 FPLS, FPLRS (6x2)	05/04→	309 / 420								
24.430, 24.440 FNLLC, FNLLRC, FNLLW, FNLLRW (6x2)	05/04→	316-324 / 430-440								
24.430, 24.440 FPLS, FPLRS (6x2)	05/04→	316-324 / 430-440								
24.460 FNLLC, FNLLRC, FNLLRW, FNLLW (6x2)	09/01→	338 / 460								
24.480 FNLLC, FNLLRC, FNLLRW, FNLLW (6x2)	09/02→	353 / 480								
24.480 FNLLC, FNLLRC, FNLLRW, FNLLW (6x2)	01/06→	353 / 480								
24.480 FPLS, FPLRS (6x2)	07/05→	353 / 480								
24.480 FPLS, FPLRS (6x2)	01/06→	353 / 480								
24.510 FNLLC/N, FNLLW, FNLLRW (6x2)	09/01→	375 / 510								
24.530 FNLLC, FNLLRC, FNLLRW, FNLLW (6x2)	09/01→	390 / 530								
24.530 FPLS, FPLRS (6x2)	07/05→	390 / 530								
24.540 FNLLC, FNLLW (6x2)	01/06→	397 / 540								
26.280 FNLC, FNLLC, FNLLW (6x2)	11/02→	206 / 280								
26.310, 26.320 FDAK, FDHK (6x6)	06/05→	228-235 / 310-320								
26.310, 26.320 FDC, FDLC, FDLRC, FDRC, FNHLC, FVHLC (6x4)	05/04→	228-235 / 310-320								
26.310, 26.320 FDK, FDLK, FDLRK, FDRK (6x4)	05/04→	228-235 / 310-320								
26.310, 26.320 FDS, FDSL, FDRS, FNHLS, FDLRS (6x4)	05/04→	228-235 / 310-320								
26.310, 26.320 FD-TM, FDR-TM (6x4)	06/05→	228-235 / 310-320								
26.310, 26.320 FNLC, FNLLC, FNLLRC, FNLLRW, FNLLW, FNLC (6x2)	05/04→	228-235 / 310-320								
26.310, 26.320 FNLS, FNLLS, FNLLRS, FNLLRS, FNLLRS, FNLLRS (6x2)	05/04→	228-235 / 310-320								
26.310, 26.320 FVHL-KO (6x4)	06/05→	228-235 / 310-320								
26.310, 26.320 FVLC (6x2/4)	02/04→	228-235 / 310-320								
26.310, 26.320 FVL-KO (6x2/4)	02/04→	228-235 / 310-320								
26.310 FDC, FDLC, FDLRC, FDLRC, FNHLC, FVHLC (6x4)	01/01→	228 / 310								



kW / hp

**MAN****MAN****TGA** **04/00** →

26.310 FDK, FDLK, FDLRK, FDRK (6x4)	09/02 →	228 / 310	CVP013K 29030	[o] 249.6 x 118.4 x 28.2 Meritor D-3	disc-th.45 mm → → disc-th.41 mm	CVP013K 29030	[o] 249.6 x 118.4 x 28.2 Meritor D-3	disc-th.45 mm → → disc-th.41 mm
26.310 FDS, FDLRS, FDLRLS, FDLRS, FNHLS (6x4)	01/01 →	228 / 310	CVP018K 29053	[o] 249.6 x 118.4 x 30.2 Meritor D-3	disc-th.41 mm → → disc-th.38 mm	CVP018K 29053	[o] 249.6 x 118.4 x 30.2 Meritor D-3	disc-th.41 mm → → disc-th.38 mm
26.310 FD-TM, FDR-TM (6x4)	10/00 →	228 / 310	CVP020K 29202	[o] 247.7 x 109.7 x 30 Knorr SB 7000		CVP020K 29202	[o] 247.7 x 109.7 x 30 Knorr SB 7000	
26.310 FNLC, FNLLC, FNLLRC, FNLLRW, FNLLW, FNLR, FVLC (6x2/2/4)	09/00 →	228 / 310	CVP088K 29131	[o] 249.6 x 118.2 x 30.2 Meritor D-ELSA 2		CVP088K 29131	[o] 249.6 x 118.2 x 30.2 Meritor D-ELSA 2	
26.310 FPLS, FVLS, FNLS, FNLLS, FPLRS, FNLR, FVLR (6x2/2/4)	12/00 →	228 / 310	WIK519	L 358 / 307	2x Meritor D-Elsa 1 -brake	WIK519	L 358 / 307	2x Meritor D-Elsa 1 -brake
26.310 FVLC (6x2/4)	09/03 →	228 / 310	WIK523	L 289 / 237	Meritor D-Elsa 2 -brake	WIK523	L 289 / 237	Meritor D-Elsa 2 -brake
26.310 FVL-KO (6x2/4)	12/00 →	228 / 310	WIK532	L 405 / 350	Meritor D-Elsa 1 -brake	WIK532	L 405 / 350	Meritor D-Elsa 1 -brake
26.330 FNLC, FNLLC, FNLLW (6x2)	11/02 →	240 / 326	WIK534	L 275	Meritor D-Elsa 1 -brake	WIK534	L 275	Meritor D-Elsa 1 -brake
26.350, 26.360 FDC, FDL, FDLRC, FDR, FNHLC, FVHLC (6x4)	05/04 →	257-265 / 350-360	WIK548	L 350 / 215	Knorr SB 7000 -brake	WIK548	L 350 / 215	Knorr SB 7000 -brake
26.350, 26.360 FDK, FDLK, FDLRK, FDRK (6x4)	05/04 →	257-265 / 350-360	FK088		10/01 → Meritor D-Elsa 2 -brake	FK088		10/01 → Meritor D-Elsa 2 -brake
26.350, 26.360 FDLRS, FDLRS, FDS, FNHLS, FPHLS, FVHLS (6x4)	05/04 →	257-265 / 350-360	FK113		Meritor D-Elsa 2 -brake	FK113		Meritor D-Elsa 2 -brake
26.350, 26.360 FD-TM, FDR-TM (6x4)	02/04 →	257-265 / 350-360	CVD544	ø 432 x 45 x 135	⊕ rim 10 hole	CVD544	ø 432 x 45 x 135	⊕ rim 10 hole
26.350, 26.360 FNLC, FNLLC, FNLLRC, FNLLRW, FNLLW, FNLR (6x2)	05/04 →	257-265 / 350-360	CVD579	ø 432 x 45 x 130	⊕ rim 12 hole	CVD579	ø 432 x 45 x 130	⊕ rim 12 hole
26.350, 26.360 FNLS, FNLLS, FNLR, FNLLRS, FNLLRS, FNLLRS, FNLLRS	05/04 →	257-265 / 350-360	CVD612	ø 432 x 45 x 135	⊕ rim 10 hole	CVD612	ø 432 x 45 x 135	⊕ rim 10 hole
26.350, 26.360 FVHL-KO (6x4)	06/05 →	257-265 / 350-360	MP302S7100 17238			MP302S7100 17238	W 143 x iaL 178,0 x ø 410	auxiliary axle
26.350, 26.360 FVLC (6x2)	06/05 →	257-265 / 350-360	MP302S7115 17238			MP302S7115 17238	W 143 x iaL 178,0 x ø 410	auxiliary axle
26.350, 26.360 FVHL-KO (6x2/4)	01/04 →	257-265 / 350-360	MP362S7100 19496			MP362S7100 19496	W 223 x iaL 178,0 x ø 410	
26.350 FDLRC-WW (6x4)	05/04 →	257 / 350	8 x 18			8 x 18	ø 8 x L 18	64x
26.350 FDLRS, FDLRS, FDLRS/M, FDLRS-WW (6x4)	05/04 →	257 / 350	CVD544	ø 432 x 45 x 135	⊕ rim 10 hole	CVD544	ø 432 x 45 x 135	⊕ rim 10 hole
26.350 FVHLC (6x4)	06/05 →	257 / 350	CVD579	ø 432 x 45 x 130	⊕ rim 12 hole	CVD579	ø 432 x 45 x 130	⊕ rim 12 hole
26.350 FVHLS (6x4)	07/05 →	257 / 350	CVD666	ø 377 x 45 x 108	⊕ rim 12 hole	CVD666	ø 377 x 45 x 108	⊕ rim 12 hole
26.350 FVLC (6x2/4)	01/04 →	257 / 350	CVD612	ø 432 x 45 x 135	⊕ rim 10 hole	CVD612	ø 432 x 45 x 135	⊕ rim 10 hole
26.350 FVLS, FVLR (6x2/4)	07/05 →	257 / 350						
26.360 FDC, FDL, FDLRC, FDR, FNHLC, FVHLC (6x4)	01/01 →	265 / 360						
26.360 FDK, FDLK, FDLRK, FDRK (6x4)	09/02 →	265 / 360						
26.360 FDLRC-WW, FDLRC (6x4)	05/04 →	265 / 360						
26.360 FDLRS, FDLRS, FDLRS, FNHLS (6x4)	05/04 →	265 / 360						
26.360 FDLRS-WW, FNHLS (6x4)	05/04 →	265 / 360						
26.360 FDLRS, FDLRS/M, FDLRS-WW, FDRS (6x4)	09/03 →	265 / 360						
26.360 FDS, FDL, FNLS, FNLR, FPLRS, FVLS, FVLR (6x2/2/4)	12/00 →	265 / 360						
26.360 FD-TM, FDR-TM (6x4)	01/01 →	265 / 360						
26.360 FNLC, FNLLC, FNLLRC, FNLLRW, FNLLW, FNLR (6x2)	09/00 →	265 / 360						
26.360 FVHLC (6x4)	04/06 →	265 / 360						
26.360 FVHLS (6x4)	04/06 →	265 / 360						
26.360 FVLC (6x2/4)	04/06 →	265 / 360						
26.360 FVL-KO (6x2/4)	12/00 →	265 / 360						
26.360 FVLS, FVLR (6x2/4)	04/06 →	265 / 360						
26.380 FNLLRC, FNLR (6x2)	05/04 →	283 / 385						
26.380 FPLS, FPLRS (6x2)	02/04 →	283 / 385						
26.390, 26.400 FDC, FDL, FDLRC, FDR, FNHLC, FVHLC (6x4)	05/04 →	287-294 / 390-400						
26.390, 26.400 FDK, FDLK (6x4)	05/04 →	287-294 / 390-400						
26.390, 26.400 FDLRS, FDLRS, FDS, FNHLS, FPHLS, FVHLS (6x4)	05/04 →	287-294 / 390-400						
26.390, 26.400 FD-TM (6x4)	05/04 →	287-294 / 390-400						
26.390, 26.400 FNLC, FNLLC, FNLLRC, FNLLRW, FNLLW, FNLR (6x2)	05/04 →	287-294 / 390-400						
26.390, 26.400 FNLS, FNLLS, FNLR, FNLLRS, FNLLRS, FNLLRS, FNLLRS	05/04 →	287-294 / 390-400						
26.390, 26.400 FVHL-KO (6x4)	06/05 →	287-294 / 390-400						
26.390, 26.400 FVLC (6x2/4)	02/04 →	287-294 / 390-400						
26.390 FVLS, FVLR (6x2/4)	07/05 →	287 / 390						
26.400 FVLC (6x2/4)	04/06 →	294 / 400						
26.400 FVLS, FVLR (6x2/4)	04/06 →	294 / 400						
26.410 FDC, FDL, FDLRC, FDR, FNHLC, FVHLC (6x4)	01/01 →	301 / 410						
26.410 FDK, FDRK, FDLK, FDLRK (6x4)	09/01 →	301 / 410						
26.410 FDLRS, FDLRS, FDS, FNHLC, FVHLC (6x4)	06/01 →	301 / 410						
26.410 FD-TM, FDR-TM (6x4)	01/01 →	301 / 410						
26.410 FNLC, FNLLC, FNLLRC, FNLLRW, FNLLW, FNLR (6x2)	04/00 →	301 / 410						

M



kW / hp

**MAN****MAN****TGA** **04/00** →

26.410 FPLS, FPLRS, FVLS, FNLS, FNLLS, FNLRS (6x2/2/4)	12/00→	301 / 410		CVP013K 29030	[o] 249.6 x 118.4 x 28.2 Meritor D-3	disc-th.45 mm→ →disc-th.41 mm		CVP013K 29030	[o] 249.6 x 118.4 x 28.2 Meritor D-3	disc-th.45 mm→ →disc-th.41 mm
26.410 FVLC (6x2/4)	09/03→	301 / 410		CVP018K 29053	[o] 249.6 x 118.4 x 30.2 Meritor D-3	disc-th.41 mm→ →disc-th.38 mm		CVP018K 29053	[o] 249.6 x 118.4 x 30.2 Meritor D-3	disc-th.41 mm→ →disc-th.38 mm
26.410 FVL-KO (6x2/4)	12/00→	301 / 410		CVP020K 29202	[o] 247.7 x 109.7 x 30 Knorr SB 7000			CVP020K 29202	[o] 247.7 x 109.7 x 30 Knorr SB 7000	
26.420 FVLS, FVLR (6x2/4)	07/05→	301 / 410		CVP088K 29131	[o] 249.6 x 118.2 x 30.2 Meritor D-ELSA 2			CVP088K 29131	[o] 249.6 x 118.2 x 30.2 Meritor D-ELSA 2	
26.420 FNLLRC, FNLR (6x2)	04/00→	309 / 420								
26.420 FPLS, FPLRS (6x2)	02/04→	309 / 420								
26.430, 26.440, FNLC, FNLLC, FNLLW, FNLLRC, FNLLRC, FVLC (6x2/2/4)	05/04→	316-324 / 430-441		WIK519	L 358 / 307	2x Meritor D-Elsa 1 -brake		WIK519	L 358 / 307	2x Meritor D-Elsa 1 -brake
26.430, 26.440, FNLS, FNLLS, FNLR (6x2)	05/04→	316-324 / 430-441		WIK523	L 289 / 237	Meritor D-Elsa 2 -brake		WIK523	L 289 / 237	Meritor D-Elsa 2 -brake
26.430, 26.440 FDC, FDLRC, FDLRC, FDLRC, FNHLC, FVHLC (6x4)	05/04→	316-324 / 430-440		WIK532	L 405 / 350	Meritor D-Elsa 1 -brake		WIK532	L 405 / 350	Meritor D-Elsa 1 -brake
26.430, 26.440 FDK, FDLK (6x4)	05/04→	316-324 / 430-440		WIK534	L 275	Meritor D-Elsa 1 -brake		WIK534	L 275	Meritor D-Elsa 1 -brake
26.430, 26.440 FDLRS, FDLRS, FPHLS, FVHLS (6x4)	02/04→	316-324 / 430-440		WIK548	L 350 / 215	Knorr SB 7000 -brake		WIK548	L 350 / 215	Knorr SB 7000 -brake
26.430, 26.440 FD-TM, FDR-TM (6x4)	05/04→	316-324 / 430-440		FK088		10/01→		FK088		10/01→
26.430, 26.440 FVLH-KO (6x4)	06/05→	316-324 / 430-440		FK113		Meritor D-Elsa 2 -brake		FK113		Meritor D-Elsa 2 -brake
26.430, 26.440 FVLH-KO (6x4)	06/05→	316-324 / 430-440		CVD544	ø 432 x 45 x 135	⊕ rim 10 hole		MP302S7100 17238	W 143 x iaL 178 x ø 410	auxiliary axle
26.430 FDLRS, FDLRS, FDLRS-WW (6x4)	02/04→	316-324 / 430-440		CVD579	ø 432 x 45 x 130	⊕ rim 12 hole		MP302S7115 17238	W 143 x iaL 178,0 x ø 410	auxiliary axle
26.430 FVLS, FVLR (6x2/4)	12/00→	316 / 430		CVD612	ø 432 x 45 x 135	⊕ rim 10 hole		MP362S7100 19496	W 223 x iaL 178,0 x ø 410	
26.440 FDC, FDLRC, FDLRC, FDLRC, FNHLC (6x4)	02/06→	324 / 440						8 x 18	ø 8 x L 18	64x
26.440 FDLRS, FDLRS, FDLRS, FDS, FNHLS, FPHLS, FVHLS (6x4)	02/06→	324 / 440						CVD544	ø 432 x 45 x 135	⊕ rim 10 hole
26.440 FVL-KO (6x2/4)	09/05→	324 / 440						CVD579	ø 432 x 45 x 130	⊕ rim 12 hole
26.440 FVLS, FVLR (6x2/4)	09/05→	324 / 440						CVD666	ø 377 x 45 x 108	⊕ rim 12 hole
26.460 FDC, FDLRC, FDLRC, FDLRC, FNHLC (6x4)	01/01→	338 / 460						CVD612	ø 432 x 45 x 135	⊕ rim 10 hole
26.460 FDK, FDLK, FDLRK, FDRK (6x4)	01/01→	338 / 460								
26.460 FDLRS, FDLRS, FDLRS, FDS (6x4)	06/01→	338 / 460								
26.460 FD-TM, FDR-TM (6x4)	01/01→	338 / 460								
26.460 FNLC, FNLLC, FNLLRC, FNLLRW, FNLLW, FNLLRC (6x2)	04/00→	338 / 460								
26.460 FPLS, FPLRS, FVLS, FVLR (6x2/2/4)	12/00→	338 / 460								
26.460 FVLC (6x2/4)	02/01→	338 / 460								
26.460 FVL-KO (6x2/4)	12/00→	338 / 460								
26.480 FDC, FDLRC, FDLRC, FDLRC, FNHLC, FVHLC (6x4)	09/02→	353 / 480								
26.480 FDC, FDLRC, FDLRC, FDLRC, FNHLC, FVHLC (6x4)	02/06→	353 / 480								
26.480 FDK, FDLK, FDLRK (6x4)	09/02→	353 / 480								
26.480 FDK, FDLK, FDLRK (6x4)	02/06→	353 / 480								
26.480 FDLRS, FDLRS, FDLRS, FDS, FNHLS, FPHLS, FVHLS (6x4)	09/02→	353 / 480								
26.480 FDLRS, FDLRS, FDLRS, FDS, FNHLS, FPHLS, FVHLS (6x4)	02/06→	353 / 480								
26.480 FD-TM (6x4)	09/02→	353 / 480								
26.480 FD-TM (6x4)	02/06→	353 / 480								
26.480 FNLC, FNLLC, FNLLRC, FNLLRW, FNLLW, FNLLRC (6x2)	09/02→	353 / 480								
26.480 FPLS, FPLRS, FVLS, FVLR (6x2/2/4)	12/00→	353 / 480								
26.480 FVLC (6x2/2/4)	02/06→	353 / 480								
26.480 FVL-KO (6x2/4)	12/00→	353 / 480								
26.480 FDLRS, FDLRS, FDLRS, FDS, FNHLS, FPHLS, FVHLS (6x4)	09/02→	353 / 480								
26.480 FDLRS, FDLRS, FDLRS, FDS, FNHLS, FPHLS, FVHLS (6x4)	02/06→	353 / 480								
26.510 FDC, FDLRC, FDLRC, FDLRC, FNHLC, FVHLC (6x4)	01/01→	375 / 510								
26.510 FDC, FDLRC, FDLRC, FDLRC, FNHLC, FVHLC (6x4)	01/01→	375 / 510								
26.510 FDLRS, FDLRS, FDLRS, FDS, FNHLS, FPHLS, FVHLS (6x4)	01/01→	375 / 510								
26.510 FDLRS, FDLRS, FDLRS, FDS, FNHLS, FPHLS, FVHLS (6x4)	12/00→	375 / 510								
26.510 FNLC, FNLLC, FNLLRC, FNLLRW, FNLLW, FNLLRC, FVLC (6x2/2/4)	12/00→	375 / 510								
26.510 FNLS, FNLLS, FNLR (6x2/2/4)	12/00→	375 / 510								
26.530 FDC, FDLRC, FDLRC, FDLRC, FNHLC, FVHLC (6x4)	01/01→	390 / 530								
26.530 FDK, FDLK, FDLRK (6x4)	09/02→	390 / 530								
26.530 FDLRS, FDLRS, FDLRS, FDS (6x4)	01/01→	390 / 530								
26.530 FNLC, FNLLC, FNLLRC, FNLLRW, FNLLW, FNLLRC, FVLC, FVLR (6x2/2/4)	09/02→	390 / 530								



kW / hp

**MAN****MAN****TGA** **04/00** →

26.530 FNLS, FNLLS, FNLRs, FPLS, FVLS, FVLRs (6x2/2/4)	09/02 →	390 / 530		CVP013K 29030	[o] 249.6 x 118.4 x 28.2 Meritor D-3	disc-th.45 mm → →disc-th.41 mm		CVP013K 29030	[o] 249.6 x 118.4 x 28.2 Meritor D-3	disc-th.45 mm → →disc-th.41 mm
26.540 FNLC, FNLLC, FNLLRC, FNLLW, FNLC (6x2/2/4)	08/06 →	397 / 540		CVP018K 29053	[o] 249.6 x 118.4 x 30.2 Meritor D-3	disc-th.41 mm → →disc-th.38 mm		CVP018K 29053	[o] 249.6 x 118.4 x 30.2 Meritor D-3	disc-th.41 mm → →disc-th.38 mm
27.440 FDS, FDLs, FDRS, FDLRS (6x4)	10/08 →	324 / 440		CVP020K 29202	[o] 247.7 x 109.7 x 30 Knorr SB 7000			CVP020K 29202	[o] 247.7 x 109.7 x 30 Knorr SB 7000	
28.310, 28.320 FNLC, FNLLC, FNLL-LE, FNLLR-LE (6x2/4)	07/06 →	228-235 / 310-320		CVP088K 29131	[o] 249.6 x 118.2 x 30.2 Meritor D-ELSA 2			CVP088K 29131	[o] 249.6 x 118.2 x 30.2 Meritor D-ELSA 2	
28.310 FNLC, FNLLC (6x2/4)	09/02 →	228 / 310		WIK519	L 358 / 307	2x Meritor D-Elsa 1 -brake		WIK519	L 358 / 307	2x Meritor D-Elsa 1 -brake
28.310 FNLC, FNLLC (6x2/4)	07/06 →	228 / 310		WIK523	L 289 / 237	Meritor D-Elsa 2 -brake		WIK523	L 289 / 237	Meritor D-Elsa 2 -brake
28.310 FNLC, FNLLC (6x2/4)	07/06 →	228-235 / 310-320		WIK532	L 405 / 350	Meritor D-Elsa 1 -brake		WIK532	L 405 / 350	Meritor D-Elsa 1 -brake
28.310 FNLC, FNLLC, FNLC (6x2)	09/02 →	228 / 310		WIK534	L 275	Meritor D-Elsa 1 -brake		WIK534	L 275	Meritor D-Elsa 1 -brake
28.310 FNLS, FNLRs (6x2)	09/02 →	228 / 310		WIK548	L 350 / 215	Knorr SB 7000 -brake		WIK548	L 350 / 215	Knorr SB 7000 -brake
28.310 FNLS, FNLRs (6x2)	06/04 →	228 / 310		FK088		10/01 → Meritor D-Elsa 2 -brake		FK088		10/01 → Meritor D-Elsa 2 -brake
28.320 FNLC, FNLLC, FNLLRC, FNLLR-LE (6x2/2/4)	06/04 →	235 / 320		FK113		Meritor D-Elsa 2 -brake		FK113		Meritor D-Elsa 2 -brake
28.320 FNLC, FNLLC, FNLC (6x2)	06/04 →	235 / 320		CVD544	ø 432 x 45 x 135	⊕ rim 10 hole		MP302S7100 17238	W 143 x iaL 178,0 x ø 410	auxiliary axle
28.350, 28.360 FNLC, FNLLC, FNLC, FNLL-LE, FNLLR-LE (6x2/2/4)	06/04 →	257-265 / 350-360		CVD579	ø 432 x 45 x 130	⊕ rim 12 hole		MP302S7115 17238	W 143 x iaL 178,0 x ø 410	auxiliary axle
28.350 FANLC (6x4)	07/06 →	257 / 350		CVD612	ø 432 x 45 x 135	⊕ rim 10 hole		MP362S7100 19496	W 223 x iaL 178,0 x ø 410	
28.350 FANLK (6x4)	07/06 →	257 / 350		8 x 18				8 x 18	ø 8 x L 18	64x
28.350 FNLS, FNLRs (6x2)	02/04 →	257 / 350		CVD544				CVD544	ø 432 x 45 x 135	⊕ rim 10 hole
28.360 FANLC (6x4)	07/06 →	265 / 360		CVD579				CVD579	ø 432 x 45 x 130	⊕ rim 12 hole
28.360 FANLC (6x4)	07/06 →	265 / 360		CVD666				CVD666	ø 377 x 45 x 108	⊕ rim 12 hole
28.360 FANLC (6x4)	07/06 →	265 / 360		CVD612				CVD612	ø 432 x 45 x 135	⊕ rim 10 hole
28.360 FANLC (6x4)	07/06 →	265 / 360								
28.360 FNLC, FNLLC (6x2/4)	09/02 →	265 / 360								
28.360 FNLC, FNLLC (6x2/4)	07/06 →	265 / 360								
28.360 FNLC, FNLLC, FNLC (6x2)	09/02 →	265 / 360								
28.360 FNLS, FNLRs (6x2)	09/02 →	265 / 360								
28.360 FNLS, FNLRs (6x2)	04/06 →	265 / 360								
28.390, 28.400 FNLC, FNLLC, FNLC (6x2/2/4)	06/04 →	287-294 / 390-400								
28.390 FANLC (6x4)	07/06 →	287 / 390								
28.390 FANLK (6x4)	07/06 →	287 / 390								
28.390 FNLC, FNLLC (6x2/4)	07/06 →	287 / 390								
28.390 FNLLC (6x2/4)	07/06 →	353 / 480								
28.390 FNLS, FNLRs (6x2)	05/04 →	287 / 390								
28.400 FANLC (6x4)	07/06 →	294 / 400								
28.400 FANLK (6x4)	07/06 →	294 / 400								
28.400 FNLC, FNLLC (6x2/4)	07/06 →	294 / 400								
28.400 FNLS, FNLRs (6x2)	04/06 →	294 / 400								
28.410 FANLC (6x4)	07/06 →	301 / 410								
28.410 FANLK (6x4)	07/06 →	301 / 410								
28.410 FNLC, FNLLC (6x2/4)	09/02 →	301 / 410								
28.410 FNLC, FNLLC (6x2/4)	07/06 →	301 / 410								
28.410 FNLC, FNLLC, FNLC (6x2)	09/02 →	301 / 410								
28.410 FNLS, FNLRs (6x2)	09/02 →	301 / 410								
28.430, 28.440 FNLC, FNLLC, FNLC (6x2/2/4)	06/04 →	316-324 / 430-440								
28.430 FANLC (6x4)	07/06 →	316 / 430								
28.430 FANLK (6x4)	07/06 →	316 / 430								
28.430 FNLC, FNLLC (6x2/4)	07/06 →	316 / 430								
28.430 FNLS, FNLRs (6x2)	05/04 →	316 / 430								
28.440 FANLC (6x4)	07/06 →	324 / 440								
28.440 FANLK (6x4)	07/06 →	324 / 440								
28.440 FNLC, FNLLC (6x2/4)	07/06 →	324 / 440								
28.440 FNLS, FNLRs (6x2)	09/05 →	324 / 440								
28.460 FNLC, FNLLC, FNLC (6x2)	09/02 →	338 / 460								
28.460 FNLS, FNLRs (6x2)	09/02 →	338 / 460								
28.480 FANLC (6x4)	07/06 →	353 / 480								
28.480 FANLC (6x4)	07/06 →	353 / 480								
28.480 FANLK (6x4)	07/06 →	353 / 480								
28.480 FANLK (6x4)	07/06 →	353 / 480								
28.480 FNLC, FNLLC, FNLC (6x2)	09/02 →	353 / 480								
28.480 FNLC, FNLC, FNLLC (6x2)	02/06 →	353 / 480								
28.480 FNLS, FNLRs (6x2)	09/02 →	353 / 480								
28.480 FNLS, FNLRs (6x2)	02/06 →	353 / 480								
28.510 FNLC, FNLLC, FNLC (6x2)	09/02 →	375 / 510								
28.510 FNLS, FNLRs (6x2)	09/02 →	375 / 510								
28.530 FANLC (6x4)	07/06 →	390 / 530								
28.530 FANLK (6x4)	07/06 →	390 / 530								
28.530 FNLC, FNLLC, FNLC (6x2)	09/02 →	390 / 530								
28.530 FNLS, FNLRs (6x2)	09/02 →	390 / 530								
28.540 FNLC, FNLLC (6x2)	08/06 →	397 / 540								
28.540 FNLS (6x2)	08/06 →	397 / 540								
32.310 FFDC, FFDL, FFDLRC, FFDR (8x4/4)	01/02 →	228 / 310								
32.310 FFDK, FFDLK (8x4/4)	01/02 →	228 / 310								
32.310 FFD-TM, FFDR-TM (8x4/4)	01/02 →	228 / 310								

I - M



kW / hp



MAN

MAN

TGA 04/00 →

32.350, 32.360 FFDLC, FFDLC, FFDLRC, FFDRC (8x4/4)	05/04→	257-265 / 350-360		CVP013K 29030	[o] 249.6 x 118.4 x 28.2 Meritor D-3	disc-th.45 mm→ →disc-th.41 mm		CVP013K 29030	[o] 249.6 x 118.4 x 28.2 Meritor D-3	disc-th.45 mm→ →disc-th.41 mm
32.350, 32.360 FFD-TM, FFDRC-TM (8x4/4)	02/04→	257-265 / 350-360		CVP018K 29053	[o] 249.6 x 118.4 x 30.2 Meritor D-3	disc-th.41 mm→ →disc-th.38 mm		CVP018K 29053	[o] 249.6 x 118.4 x 30.2 Meritor D-3	disc-th.41 mm→ →disc-th.38 mm
32.360 FFDLC, FFDLC, FFDRC (8x4/4)	01/02→	265 / 360		CVP020K 29202	[o] 247.7 x 109.7 x 30 Knorr SB 7000			CVP020K 29202	[o] 247.7 x 109.7 x 30 Knorr SB 7000	
32.360 FFDK, FFDLC (8x4/4)	01/02→	265 / 360		CVP088K 29131	[o] 249.6 x 118.2 x 30.2 Meritor D-ELSA 2			CVP088K 29131	[o] 249.6 x 118.2 x 30.2 Meritor D-ELSA 2	
32.360 FFD-TM, FFDRC-TM (8x4/4)	01/02→	265 / 360		WIK519	L 358 / 307	2x Meritor D-Elsa 1 -brake		WIK519	L 358 / 307	2x Meritor D-Elsa 1 -brake
32.390, 32.400 FFDRC (8x4/4)	05/04→	287-294 / 390-400		WIK523	L 289 / 237	Meritor D-Elsa 2 -brake		WIK523	L 289 / 237	Meritor D-Elsa 2 -brake
32.390, 32.400 FFD-TM, FFDRC-TM (8x4/4)	05/04→	287-294 / 390-400		WIK532	L 405 / 350	Meritor D-Elsa 1 -brake		WIK532	L 405 / 350	Meritor D-Elsa 1 -brake
32.410 FFDLC, FFDLC, FFDRC (8x4/4)	01/02→	301 / 410		WIK534	L 275	Meritor D-Elsa 1 -brake		WIK534	L 275	Meritor D-Elsa 1 -brake
32.410 FFDK, FFDLC (8x4/4)	01/02→	301 / 410		WIK548	L 350 / 215	Knorr SB 7000 -brake		WIK548	L 350 / 215	Knorr SB 7000 -brake
32.430, 32.440 FFDRC (8x4/4)	05/04→	316-324 / 430-440		FK088		10/01→ Meritor D-Elsa 2 -brake		FK088		10/01→ Meritor D-Elsa 2 -brake
32.430, 32.440 FFD-TM, FFDRC-TM (8x4/4)	05/04→	316-324 / 430-440		FK113		Meritor D-Elsa 2 -brake		FK113		Meritor D-Elsa 2 -brake
32.460 FFDLC, FFDLC, FFDRC (8x4/4)	01/02→	338 / 460		CVD544	ø 432 x 45 x 135	⊕ rim 10 hole		MP302S7100 17238	W 143 x iaL 178 x ø 410	auxiliary axle
32.460 FFDK, FFDLC (8x4/4)	01/02→	338 / 460		CVD579	ø 432 x 45 x 130	⊕ rim 12 hole		MP302S7115 17238	W 143 x iaL 178,0 x ø 410	auxiliary axle
32.460 FFD-TM, FFDRC-TM (8x4/4)	01/02→	338 / 460		CVD612	ø 432 x 45 x 135	⊕ rim 10 hole		MP362S7100 19496	W 223 x iaL 178,0 x ø 410	
32.480 FFDLC, FFDLC, FFDRC (8x4/4)	09/02→	353 / 480		8 x 18				8 x 18	ø 8 x L 18	64x
32.480 FFDK, FFDLC (8x4/4)	09/02→	353 / 480		CVD544	ø 432 x 45 x 135	⊕ rim 10 hole		CVD544	ø 432 x 45 x 135	⊕ rim 10 hole
32.480 FFDRC (8x4/4)	02/06→	353 / 480		CVD579	ø 432 x 45 x 130	⊕ rim 12 hole		CVD579	ø 432 x 45 x 130	⊕ rim 12 hole
32.480 FFD-TM, FFDRC-TM (8x4/4)	09/02→	353 / 480		CVD666	ø 377 x 45 x 108	⊕ rim 12 hole		CVD666	ø 377 x 45 x 108	⊕ rim 12 hole
32.480 FFD-TM, FFDRC-TM (8x4/4)	02/06→	353 / 480		CVD612	ø 432 x 45 x 135	⊕ rim 10 hole		CVD612	ø 432 x 45 x 135	⊕ rim 10 hole
33.350, 33.360 FDAC, FDARC, FDHC (6x6)	06/05→	257-265 / 350-360								
33.350, 33.360 FDK, FDK, FDHC (6x6)	06/05→	257-265 / 350-360								
33.350, 33.360 FDARS, FDARS, FDHS (6x6)	06/05→	257-265 / 350-360								
33.350, 33.360 FDC, FDL, FDL, FDL (6x4)	05/04→	257-265 / 350-360								
33.350, 33.360 FDK, FDL, FDL, FDL (6x4)	05/04→	257-265 / 350-360								
33.350, 33.360 FDLRS, FDLRS, FDS (6x4)	05/04→	257-265 / 350-360								
33.350 FDC-TM, FDC-TM (6x4)	09/07→	257 / 350								
33.360 FDAC, FDARC, FDHC (6x6)	09/02→	265 / 360								
33.360 FDC, FDL, FDL, FDL (6x4)	10/00→	265 / 360								
33.360 FDC-TM, FDC-TM, FDR-TM, FD-TM (6x4)	09/07→	265 / 360								
33.360 FDK, FDK-WW, FDL, FDRK-WW (6x4)	01/01→	265 / 360								
33.360 FD-TM, FDR-TM, FDC-TM, FDC-TM (6x4)	01/01→	265 / 360								
33.390, 33.400 FDC, FDL, FDL, FDL (6x4)	05/04→	287-294 / 390-400								
33.390, 33.400 FDC-TM, FDC-TM (6x4)	09/07→	287-294 / 390-400								
33.390, 33.400 FDK, FDL, FDL, FDL (6x4)	05/04→	287-294 / 390-400								
33.390, 33.400 FDS, FDL, FDL, FDL (6x4)	05/04→	287-294 / 390-400								
33.410 FDC, FDL, FDL, FDL (6x4)	10/00→	301 / 410								
33.410 FDK, FDK-WW, FDL, FDRK-WW (6x4)	10/00→	301 / 410								
33.410 FDLRS, FDL, FDL, FDL (6x4)	10/00→	301 / 410								
33.410 FD-TM, FDR-TM (6x4)	10/00→	301 / 410								
33.430, 33.440 FDC, FDL, FDL, FDL (6x4)	05/04→	316-324 / 430-440								
33.430, 33.440 FDK, FDL, FDL, FDL (6x4)	05/04→	316-324 / 430-440								
33.430, 33.440 FDLRS, FDL, FDL, FDL (6x4)	05/04→	316-324 / 430-440								
33.430 FDC-TM, FDC-TM (6x4)	09/07→	316 / 430								
33.440 FDC, FDL, FDL, FDL (6x4)	06/05→	324 / 440								
33.440 FDC-TM, FDC-TM (6x4)	09/07→	324 / 440								
33.440 FDK, FDL, FDL, FDL (6x4)	06/05→	324 / 440								
33.460 FDC, FDL, FDL, FDL (6x4)	09/02→	338 / 460								
33.460 FDK, FDL, FDL, FDL (6x4)	09/02→	338 / 460								
33.460 FDLRS, FDL, FDL, FDL (6x4)	09/02→	338 / 460								
33.460 FD-TM, FDR-TM (6x4)	09/02→	338 / 460								
33.480 FDC, FDL, FDL, FDL (6x4)	01/06→	353 / 480								
33.480 FDC, FDL, FDL, FDL (6x4)	09/02→	353 / 480								



kW / hp

**MAN****MAN****TGA** **04/00** →

35.460 FFD, FFDLC (8x4/4)	10/03→	338 / 460		CVP013K 29030	[o] 249.6 x 118.4 x 28.2 Meritor D-3	disc-th.45 mm→ →disc-th.41 mm		CVP013K 29030	[o] 249.6 x 118.4 x 28.2 Meritor D-3	disc-th.45 mm→ →disc-th.41 mm
35.460 FFD, FFDLC (8x4/4)	10/03→	338 / 460		CVP018K 29053	[o] 249.6 x 118.4 x 30.2 Meritor D-3	disc-th.41 mm→ →disc-th.38 mm		CVP018K 29053	[o] 249.6 x 118.4 x 30.2 Meritor D-3	disc-th.41 mm→ →disc-th.38 mm
35.460 FFD-TM (8x4/4)	11/03→	338 / 460		CVP020K 29202	[o] 247.7 x 109.7 x 30 Knorr SB 7000			CVP020K 29202	[o] 247.7 x 109.7 x 30 Knorr SB 7000	
35.460 FFDLC (8x2/4)	07/06→	338 / 460		CVP088K 29131	[o] 249.6 x 118.2 x 30.2 Meritor D-ELSA 2			CVP088K 29131	[o] 249.6 x 118.2 x 30.2 Meritor D-ELSA 2	
35.480 FDNLC (8x4/4)	07/06→	353 / 480		WIK519	L 358 / 307	2x Meritor D-Elsa 1 -brake		WIK519	L 358 / 307	2x Meritor D-Elsa 1 -brake
35.480 FDNLC (8x4/4)	07/06→	353 / 480		WIK523	L 289 / 237	Meritor D-Elsa 2 -brake		WIK523	L 289 / 237	Meritor D-Elsa 2 -brake
35.480 FFDH-TM (8x6/4)	07/06→	353 / 480		WIK532	L 405 / 350	Meritor D-Elsa 1 -brake		WIK532	L 405 / 350	Meritor D-Elsa 1 -brake
35.480 FFDH-TM (8x4/4)	10/03→	353 / 480		WIK534	L 275	Meritor D-Elsa 1 -brake		WIK534	L 275	Meritor D-Elsa 1 -brake
35.480 FFDK (8x8/4)	07/06→	353 / 480		WIK548	L 350 / 215	Knorr SB 7000 -brake		WIK548	L 350 / 215	Knorr SB 7000 -brake
35.480 FFDK (8x8/4)	07/06→	353 / 480		FK088		10/01→ Meritor D-Elsa 2 -brake		FK088		10/01→ Meritor D-Elsa 2 -brake
35.480 FFDK, FFDHK, FFDHLK (8x6/4)	07/06→	353 / 480		FK113		Meritor D-Elsa 2 -brake		FK113		Meritor D-Elsa 2 -brake
35.480 FFDARS (8x8/4)	07/06→	353 / 480		CVD544	ø 432 x 45 x 135	⊕ rim 10 hole		MP302S7100 17238	W 143 x iaL 178 x ø 410	auxiliary axle
35.480 FFD, FFDLC (8x4/4)	02/04→	353 / 480		CVD579	ø 432 x 45 x 130	⊕ rim 12 hole		MP302S7115 17238	W 143 x iaL 178,0 x ø 410	auxiliary axle
35.480 FFDH-TM (8x6/4)	07/06→	353 / 480		CVD612	ø 432 x 45 x 135	⊕ rim 10 hole		MP362S7100 19496	W 223 x iaL 178,0 x ø 410	
35.480 FFDK (8x4/4)	02/04→	353 / 480						8 x 18	ø 8 x L 18	64x
35.480 FFD-TM (8x4/4)	11/03→	353 / 480						CVD544	ø 432 x 45 x 135	⊕ rim 10 hole
35.480 FFD-TM (8x4/4)	02/04→	353 / 480						CVD579	ø 432 x 45 x 130	⊕ rim 12 hole
35.480 FVNLK (8x4/6)	11/06→	353 / 480						CVD666	ø 377 x 45 x 108	⊕ rim 12 hole
35.480 FVNLK (8x6/4)	11/06→	353 / 480						CVD612	ø 432 x 45 x 135	⊕ rim 10 hole
35.480 FFDK (8x2/4)	07/06→	353 / 480								
35.480 FFDK (8x2/4)	07/06→	353 / 480								
35.530 FDNLC (8x4/4)	04/04→	390 / 530								
35.530 FFDK (8x8/4)	07/06→	390 / 530								
35.530 FFDK (8x6/4)	07/06→	390 / 530								
35.530 FFD, FFDLC (8x4/4)	04/04→	390 / 530								
35.530 FFD-TM (8x4/4)	04/04→	390 / 530								
35.530 FVNLK (8x2/4)	07/06→	390 / 530								
37.310, 37.320 FFDK (8x4/4)	12/04→	228-235 / 310-320								
37.310, 37.320 FFDK (8x4/4)	12/04→	228-235 / 310-320								
37.310, 37.320 FFD-TM (8x4/4)	12/04→	228-235 / 310-320								
37.310 FFDK (8x4/4)	12/04→	228 / 310								
37.310 FFDK (8x4/4)	12/04→	228 / 310								
37.310 FFD-TM (8x4/4)	12/04→	228 / 310								
37.350, 37.360 FFDK (8x4/4)	12/04→	257-265 / 350-360								
37.350, 37.360 FFDK (8x4/4)	12/04→	257-265 / 350-360								
37.350, 37.360 FFD-TM (8x4/4)	12/04→	257-265 / 350-360								
37.360 FFDK (8x4/4)	12/04→	265 / 360								
37.360 FFDK (8x4/4)	12/04→	265 / 360								
37.360 FFD-TM (8x4/4)	12/04→	265 / 360								
37.390, 37.400 FFDK (8x4/4)	12/04→	287-294 / 390-400								
37.390, 37.400 FFDK (8x4/4)	12/04→	287-294 / 390-400								
37.390, 37.400 FFD-TM (8x4/4)	12/04→	287-294 / 390-400								
37.410 FFDK (8x4/4)	12/04→	301 / 410								
37.410 FFDK (8x4/4)	12/04→	301 / 410								
37.410 FFD-TM (8x4/4)	12/04→	301 / 410								
37.430, 37.440 FFDK (8x4/4)	12/04→	316-324 / 430-441								
37.430, 37.440 FFDK (8x4/4)	12/04→	316-324 / 430-441								
37.430, 37.440 FFD-TM (8x4/4)	12/04→	316-324 / 430-441								
37.460 FFDK (8x4/4)	12/04→	338 / 460								
37.460 FFDK (8x4/4)	12/04→	338 / 460								
37.460 FFD-TM (8x4/4)	12/04→	338 / 460								
37.480 FFDK (8x4/4)	12/04→	353 / 480								
37.480 FFDK (8x4/4)	02/06→	353 / 480								
37.480 FFDK (8x4/4)	12/04→	353 / 480								
37.480 FFDK (8x4/4)	02/06→	353 / 480								
37.480 FFD-TM (8x4/4)	12/04→	353 / 480								
37.480 FFD-TM (8x4/4)	02/06→	353 / 480								
37.530 FFDK (8x4/4)	12/04→	390 / 530								
37.530 FFDK (8x4/4)	12/04→	390 / 530								
37.530 FFD-TM (8x4/4)	12/04→	390 / 530								
37.530 FVDS, FVDLS (8x4/4)	07/06→	390 / 530								
39.390 FVNLK (8x2/4)	07/06→	287 / 390								
39.400 FVNLK (8x2/4)	07/06→	294 / 400								
39.430 FVNLK (8x2/4)	07/06→	316 / 430								
39.440 FVNLK (8x2/4)	07/06→	324 / 440								
39.480 FVNLK (8x2/4)	07/06→	353 / 480								
40.390, 40.400 FDK, FDRK (6x4)	06/05→	287-294 / 390-400								
40.390, 40.400 FDK, FDRK (6x4)	06/05→	287-294 / 390-400								
40.410 FDK (6x4)	04/04→	301 / 410								
40.410 FDS (6x4)	04/04→	301 / 410								
40.430 FDK, FDRK (6x4)	06/05→	316 / 430								
40.430 FDRS, FDS (6x4)	06/05→	316 / 430								
40.440 FDK, FDRK (6x4)	06/05→	324 / 440								
40.440 FDRS, FDS (6x4)	06/05→	324 / 440								
40.460 FDK (6x4)	04/04→	338 / 460								
40.460 FDS (6x4)	04/04→	338 / 460								
40.480 FDK, FDRK (6x4)	04/04→	353 / 480								
40.480 FDK, FDRK (6x4)	06/05→	353 / 480								
40.480 FDRS, FDS (6x4)	04/04→	353 / 480								
40.480 FDRS, FDS (6x4)	06/05→	353 / 480								
41.350, 41.360 FFD, FFDK, FFDLC (8x4/4)	12/04→	257-265 / 350-360								

I M



kW / hp

**MAN****MAN****TGA** **04/00** →

41.350, 41.360 FFDC-TM, FFDC-TM, FFD-TM (8x4/4)	12/04 →	257-265 / 350-360		CVP013K 29030	[o] 249.6 x 118.4 x 28.2 Meritor D-3	disc-th.45 mm → → disc-th.41 mm		CVP013K 29030	[o] 249.6 x 118.4 x 28.2 Meritor D-3	disc-th.45 mm → → disc-th.41 mm
41.350, 41.360 FFDK, FFDRC (8x4/4)	12/04 →	257-265 / 350-360		CVP018K 29053	[o] 249.6 x 118.4 x 30.2 Meritor D-3	disc-th.41 mm → → disc-th.38 mm		CVP018K 29053	[o] 249.6 x 118.4 x 30.2 Meritor D-3	disc-th.41 mm → → disc-th.38 mm
41.360 FFDC-TM, FFDC-TM (8x4/4)	09/07 →	257 / 350		CVP020K 29202	[o] 247.7 x 109.7 x 30 Knorr SB 7000			CVP020K 29202	[o] 247.7 x 109.7 x 30 Knorr SB 7000	
41.360 FFD (8x4/4)	12/08 →	265 / 360		CVP088K 29131	[o] 249.6 x 118.2 x 30.2 Meritor D-ELSA 2			CVP088K 29131	[o] 249.6 x 118.2 x 30.2 Meritor D-ELSA 2	
41.360 FFDC, FFDC/M, FFDC/M-WW, FFDC (8x4/4)	01/03 →	265 / 360		WIK519	L 358 / 307	2x Meritor D-Elsa 1 -brake		WIK519	L 358 / 307	2x Meritor D-Elsa 1 -brake
41.360 FFDC-TM, FFDC-TM (8x4/4)	12/04 →	265 / 360		WIK523	L 289 / 237	Meritor D-Elsa 2 -brake		WIK523	L 289 / 237	Meritor D-Elsa 2 -brake
41.360 FFDK, FFDRC (8x4/4)	09/03 →	265 / 360		WIK532	L 405 / 350	Meritor D-Elsa 1 -brake		WIK532	L 405 / 350	Meritor D-Elsa 1 -brake
41.390, 41.400 FFD, FFDC, FFDRC (8x4/4)	12/04 →	287-294 / 390-400		WIK534	L 275	Meritor D-Elsa 1 -brake		WIK534	L 275	Meritor D-Elsa 1 -brake
41.390, 41.400 FFDK, FFDRC (8x4/4)	12/04 →	287-294 / 390-400		WIK548	L 350 / 215	Knorr SB 7000 -brake		WIK548	L 350 / 215	Knorr SB 7000 -brake
41.390 FFDC-TM, FDCR-TM (8x4/4)	09/07 →	287 / 390		FK088		10/01 → Meritor D-Elsa 2 -brake		FK088		10/01 → Meritor D-Elsa 2 -brake
41.400 FFD (8x4/4)	12/08 →	294 / 400		FK113		Meritor D-Elsa 2 -brake		FK113		Meritor D-Elsa 2 -brake
41.400 FFDC-TM, FDCR-TM (8x4/4)	09/07 →	294 / 400		CVD544	ø 432 x 45 x 135	⊕ rim 10 hole		MP302S7100 17238	W 143 x iaL 178,0 x ø 410	auxiliary axle
41.410 FFDAK (8x6/4)	07/06 →	301 / 410		CVD579	ø 432 x 45 x 130	⊕ rim 12 hole		MP302S7115 17238	W 143 x iaL 178,0 x ø 410	auxiliary axle
41.410 FFDC-TM, FFDC-TM, FFD-TM (8x4/4)	12/04 →	301 / 410		CVD612	ø 432 x 45 x 135	⊕ rim 10 hole		MP362S7100 19496	W 223 x iaL 178,0 x ø 410	
41.410 FFDAK (8x8/4)	09/03 →	301 / 410		8 x 18	ø 8 x L 18	64x		8 x 18	ø 8 x L 18	64x
41.430, 41.440 FFD, FFDC, FFDRC (8x4/4)	12/04 →	316-324 / 430-441		CVD544	ø 432 x 45 x 135	⊕ rim 10 hole		CVD544	ø 432 x 45 x 135	⊕ rim 10 hole
41.430, 41.440 FFDK, FFDRC (8x4/4)	12/04 →	316-324 / 430-441		CVD579	ø 432 x 45 x 130	⊕ rim 12 hole		CVD579	ø 432 x 45 x 130	⊕ rim 12 hole
41.430, 41.440 FFDK, FFDRC (8x4/4)	12/04 →	316-324 / 430-441		CVD666	ø 377 x 45 x 108	⊕ rim 12 hole		CVD666	ø 377 x 45 x 108	⊕ rim 12 hole
41.430 FFDAK (8x8/4)	12/04 →	316 / 430		CVD612	ø 432 x 45 x 135	⊕ rim 10 hole		CVD612	ø 432 x 45 x 135	⊕ rim 10 hole
41.430 FFDAK (8x6/4)	07/06 →	316 / 430								
41.430 FFDC-TM, FFDC (8x4/4)	09/07 →	316 / 430								
41.440 FFD, FFDC, FFDRC (8x4/4)	12/04 →	324 / 440								
41.440 FFD/M (8x4/4)	12/04 →	324 / 440								
41.440 FFDAK (8x8/4)	07/06 →	324 / 440								
41.440 FFDAK (8x6/4)	07/06 →	324 / 440								
41.440 FFDC-TM, FFDC-TM, FFD-TM (8x4/4)	09/07 →	324 / 440								
41.440 FFDK, FFDRC (8x4/4)	12/04 →	324 / 440								
41.440 FFDAK (8x8/4)	12/04 →	324 / 440								
41.460 FFDC, FFDRC (8x4/4)	09/03 →	338 / 460								
41.460 FFDC-TM, FFDC-TM, FFD-TM (8x4/4)	12/04 →	338 / 460								
41.460 FFDK, FFDRC (8x4/4)	09/03 →	338 / 460								
41.480 FFD, FFDC, FFDRC (8x4/4)	06/05 →	353 / 480								
41.480 FFD, FFDC, FFDRC (8x4/4)	02/06 →	353 / 480								
41.480 FFDAK (8x6/4)	07/06 →	353 / 480								
41.480 FFDAK (8x6/4)	07/06 →	353 / 480								
41.480 FFDAK (8x8/4)	07/06 →	353 / 480								
41.480 FFDAK, FFDRC (8x8/4)	07/06 →	353 / 480								
41.480 FFDAK (8x8/4)	07/06 →	353 / 480								
41.480 FFDC-TM, FFDC-TM (8x4/4)	09/07 →	353 / 480								
41.480 FFDC-TM, FFDC-TM, FFD-TM (8x4/4)	12/04 →	353 / 480								
41.480 FFDC-TM, FFDC-TM, FFD-TM (8x4/4)	02/06 →	353 / 480								
41.480 FFDK (8x4/4)	12/08 →	353 / 480								
41.480 FFDK, FFDRC (8x4/4)	06/05 →	353 / 480								
41.480 FFDK, FFDRC (8x4/4)	02/06 →	353 / 480								
41.480 FVDS, FVDS (8x4/4)	07/06 →	353 / 480								
41.530 FFDAK (8x8/4)	07/06 →	353 / 480								
41.530 FFDAK (8x6/4)	07/06 →	390 / 530								
41.530 FFDAK (8x8/4)	07/06 →	390 / 530								
41.530 FFDC (8x4/4)	12/04 →	390 / 530								
41.530 FFDC-TM, FFDC-TM, FFD-TM (8x4/4)	12/04 →	390 / 530								
41.530 FFDK, FFDRC (8x4/4)	12/04 →	390 / 530								
41.530 FVDS, FVDS (8x4/4)	09/02 →	390 / 530								
41.540 FVDS, FVDS (8x4/4)	11/06 →	397 / 540								
41.660 FVDS, FVDS (8x4/4)	09/02 →	485 / 660								
18.480 FAS, FALS, FARS (4x4)	09/02 →	353 / 480		FK088		10/01 → Meritor D-Elsa 2 -brake		FK088		10/01 → Meritor D-Elsa 2 -brake
26.480 FDALS, FDARS, FDAS, FDLHS, FDHS (6x6)	02/06 →	353 / 480		MP322S7100 19495	W 183 x iaL 178,0 x ø 410			MP302S7100 17238	W 143 x iaL 178,0 x ø 410	auxiliary axle
				MP322S7115 19495	W 183 x iaL 178,0 x ø 410			MP302S7115 17238	W 143 x iaL 178,0 x ø 410	auxiliary axle
				8 x 18	ø 8 x L 18	64x		MP362S7100 19496	W 223 x iaL 178,0 x ø 410	
				8 x 18	ø 8 x L 18	64x		8 x 18	ø 8 x L 18	64x
26.410 FDAK, FDALK (6x6)	02/02 →	301 / 410		MP322S7100 19495	W 183 x iaL 178,0 x ø 410			MP302S7100 17238	W 143 x iaL 178,0 x ø 410	auxiliary axle

I - M



kW / hp

**MAN****MAN****TGA** **04/00** →

26.410 FDAK, FDALK (6x6)	02/02→	301 / 410	MP322S7115 19495	W 183 x iaL 178,0 x ø 410	MP302S7115 17238	W 143 x iaL 178,0 x ø 410	auxiliary axle
			CVD544	ø 432 x 45 x 135	⊕ rim 10 hole	MP362S7100 19496	W 223 x iaL 178,0 x ø 410
			CVD579	ø 432 x 45 x 130	⊕ rim 12 hole	8 x 18	ø 8 x L 18 64x
						CVD544	ø 432 x 45 x 135 ⊕ rim 10 hole
						CVD579	ø 432 x 45 x 130 ⊕ rim 12 hole

TGL **04/05** →

10.180 FC, FRC, FLC, FLRC (4x2)	04/05→	132 / 180	CVD641	ø 335 x 34 x 93		CVD642	ø 335 x 34 x 118
10.180 FK, FLK, FLRK, FRK (4x2)	04/05→	132 / 180					
10.210 FC, FRC, FLC, FLRC (4x2)	04/05→	151 / 206					
10.210 FK, FLK, FLRK, FRK (4x2)	04/05→	151 / 206					
10.220 FC, FRC, FLC, FLRC (4x2)	04/05→	162 / 220					
10.220 FK, FLK, FLRK, FRK (4x2)	04/05→	162 / 220					
10.240 FC, FRC, FLC, FLRC (4x2)	04/05→	176 / 240					
10.240 FK, FLK, FLRK, FRK (4x2)	04/05→	176 / 240					
10.250 FC, FRC, FLC, FLRC (4x2)	04/05→	184 / 250					
10.250 FK, FLK, FLRK, FRK (4x2)	04/05→	184 / 250					
12.180 FC, FRC, FLC, FLRC (4x2)	04/05→	132 / 180					
12.180 FK, FLK, FLRK, FRK (4x2)	04/05→	132 / 180					
12.210 FC, FRC, FLC, FLRC (4x2)	04/05→	151 / 206					
12.210 FK, FLK, FLRK, FRK (4x2)	04/05→	151 / 206					
12.220 FC, FRC, FLC, FLRC (4x2)	04/05→	162 / 220					
12.220 FK, FLK, FLRK, FRK (4x2)	04/05→	162 / 220					
12.240 FC, FRC, FLC, FLRC (4x2)	04/05→	176 / 240					
12.240 FK, FLK, FLRK, FRK (4x2)	04/05→	176 / 240					
12.250 FC, FRC, FLC, FLRC (4x2)	04/05→	184 / 250					
12.250 FK, FLK, FLRK, FRK (4x2)	04/05→	184 / 250					
7.150, 8.150 FC, FRC, FLC, FLRC (4x2)	04/05→	110 / 150					
7.180, 8.180 FC, FRC, FLC, FLRC (4x2)	04/05→	132 / 180					
7.220 FC, FRC, FLC, FLRC (4x2)	04/05→	162 / 220					
7.250 FC, FRC, FLC, FLRC (4x2)	04/05→	184 / 250					
8.150 FK, FK-L, FLK, FLK-L, FLRK, FLRK-L, FRK, FRK-L (4x2)	10/06→	110 / 150					
8.180 FC, FRC, FLC, FLRC (4x2)	04/05→	132 / 180					
8.180 FK, FK-L, FLK, FLK-L, FLRK, FLRK-L, FRK, FRK-L (4x2)	04/05→	132 / 180					
8.210 FC, FRC, FLC, FLRC (4x2)	04/05→	151 / 206					
8.210 FK, FK-L, FLK, FLK-L, FLRK, FLRK-L, FRK, FRK-L (4x2)	04/05→	151 / 206					
8.220 FC, FRC, FLC, FLRC (4x2)	04/05→	162 / 220					
8.220 FK, FK-L, FLK, FLK-L, FLRK, FLRK-L, FRK, FRK-L (4x2)	04/05→	162 / 220					
8.240 FC, FRC, FLC, FLRC (4x2)	04/05→	176 / 240					
8.240 FK, FK-L, FLK, FLK-L, FLRK, FLRK-L, FRK, FRK-L (4x2)	04/05→	176 / 240					
8.250 FC, FRC, FLC, FLRC (4x2)	04/05→	184 / 250					
8.250 FK, FK-L, FLK, FLK-L, FLRK, FLRK-L, FRK, FRK-L (4x2)	04/05→	184 / 250					

TGM **10/05** →

12.240 FLC, FLC (4x2)	10/05→	176 / 240	CVP036K 29095	[o] 210.7 x 92.5 x 30 Knorr SB 6000	CVP036K 29095	[o] 210.7 x 92.5 x 30 Knorr SB 6000	
12.280 FC, FLC, FLC (4x2)	10/05→	206 / 280					
13.240 FAL, FALC, FALRC, FAEC, FAERC, FALR (4x4)	04/06→	176 / 240	CVP082K 29095	[o] 210.7 x 92.5 x 30 Knorr SB 6000	CVP082K 29095	[o] 210.7 x 92.5 x 30 Knorr SB 6000	
13.240 FALK, FALRK, FALK-L, FALRK-L (4x4)	04/06→	176 / 240					
13.240 FAL-LF, FALR-LF (4x4)	10/05→	176 / 240			CVD666	ø 377 x 45 x 108	⊕ rim 12 hole
13.250 FAL-LF, FALR-LF (4x4)	10/05→	184 / 250					



kW / hp

**MAN****MAN****TGM** **10/05** →

13.280 FAEC, FAERC, FAL, FALC, FALRC (4x4)	04/06 →	206 / 280		CVP036K 29095	[o] 210.7 x 92.5 x 30 Knorr SB 6000		CVP036K 29095	[o] 210.7 x 92.5 x 30 Knorr SB 6000	
13.280 FALK, FALRK, FALK-L, FALRK-L (4x4)	04/06 →	206 / 280		CVP082K 29095	[o] 210.7 x 92.5 x 30 Knorr SB 6000		CVP082K 29095	[o] 210.7 x 92.5 x 30 Knorr SB 6000	
13.280 FAL-LF, FALR-LF (4x4)	10/05 →	206 / 280					CVD666	ø 377 x 45 x 108	⊕ rim 12 hole
13.280 FAL-LF, FALR-LF (4x4)	10/05 →	213 / 290							
12.250 FLC, FLLC (4x2)	10/05 →	184 / 250		CVP020K 29202	[o] 247.7 x 109.7 x 30 Knorr SB 7000		CVP020K 29202	[o] 247.7 x 109.7 x 30 Knorr SB 7000	
12.290 FLC, FLLC (4x2)	10/05 →	213 / 290							
13.250 FAEC, FAERC, FALC, FAL, FALRC, FALR (4x4)	10/05 →	184 / 250							
13.250 FALK, FALRK, FALK-L, FALRK-L (4x4)	10/05 →	184 / 250							
13.290 FAEC, FAERC, FAL, FALR, FALC, FALRC (4x4)	10/05 →	213 / 290							
13.290 FALK, FALRK, FALK-L, FALRK-L (4x4)	10/05 →	213 / 290							
15.240 FC, FLC, FLLC, FLRC, FLLRC (4x2)	10/05 →	176 / 240							
15.240 FLK, FLRK (4x2)	10/05 →	176 / 240							
15.250 FC, FLC, FLRC, FLLC, FLLRC (4x2)	10/05 →	184 / 250							
15.250 FK, FK-L, FLK, FLK-L, FLRK (4x2)	10/05 →	184 / 250							
15.280 FC, FLC, FLLC, FLRC, FLLRC (4x2)	10/05 →	206 / 280							
15.280 FLK, FLRK (4x2)	10/05 →	206 / 280							
15.290 FC, FLC, FLRC, FLLC, FLLRC (4x2)	10/05 →	213 / 290							
15.290 FK, FK-L, FLK, FLK-L, FLRK (4x2)	10/05 →	213 / 290							
15.330 FC, FLC, FRC, FLRC (4x2)	10/05 →	240 / 326							
15.330 FLK, FLRK (4x2)	10/05 →	240 / 326							
15.340 FC, FLC, FLRC (4x2)	10/05 →	250 / 340							
15.340 FK, FK-L, FLK, FLK-L, FLRK (4x2)	10/05 →	250 / 340							
18.240 FAC, FARC (4x4)	10/05 →	176 / 240							
18.240 FAK, FARK, FAK-L, FARK-L (4x4)	05/06 →	176 / 240							
18.240 FC, FRC, FLC, FLRC, FLLC, FLLRC (4x2)	10/05 →	176 / 240							
18.240 FK, FK-L, FLK, FLK-L, FLRK, FLRK-L, FRK, FRK-L (4x2)	10/05 →	176 / 240							
18.250 FAC, FARC (4x4)	10/05 →	184 / 250							
18.250 FAK, FARK, FAK-L, FARK-L (4x4)	10/05 →	184 / 250							
18.250 FC, FLC, FLLC, FRC, FLRC, FLLRC (4x2)	10/05 →	184 / 250							
18.250 FK, FK-L, FLK, FLK-L, FLRK, FLRK-L, FRK, FRK-L (4x2)	10/05 →	184 / 250							
18.280 FAC, FARC (4x4)	10/05 →	206 / 280							
18.280 FAK, FARK, FAK-L, FARK-L (4x4)	10/05 →	206 / 280							
18.280 FC, FRC, FLC, FLRC, FLLC, FLLRC (4x2)	10/05 →	206 / 280							
18.280 FK, FK-L, FLK, FLK-L, FLRK, FLRK-L, FRK, FRK-L (4x2)	10/05 →	206 / 280							
18.290 FAC, FARC (4x4)	10/05 →	213 / 290							
18.290 FAK, FARK, FAK-L, FARK-L (4x4)	10/05 →	213 / 290							
18.290 FC, FLC, FRC, FLRC, FLLC, FLLRC (4x2)	10/05 →	213 / 290							
18.290 FK, FK-L, FLK, FLK-L, FLRK, FLRK-L, FRK, FRK-L (4x2)	10/05 →	213 / 290							
18.330 FAC, FARC (4x4)	10/05 →	240 / 326							
18.330 FAK, FARK, FAK-L, FARK-L (4x4)	10/05 →	240 / 326							
18.330 FC, FRC, FLC, FLRC, FLLC, FLLRC (4x2)	10/05 →	240 / 326							
18.330 FK, FK-L, FLK, FLK-L, FLRK, FLRK-L, FRK, FRK-L (4x2)	10/05 →	240 / 326							
18.340 FAC, FARC (4x4)	10/05 →	250 / 340							
18.340 FAK, FARK, FAK-L, FARK-L (4x4)	10/05 →	250 / 340							
18.340 FC, FLC, FLRC, FLLC, FLLRC, FRC (4x2)	10/05 →	250 / 340							
18.340 FK, FK-L, FLK, FLK-L, FLRK, FLRK-L, FRK, FRK-L (4x2)	10/05 →	250 / 340							
22.240 FNLLC (6x2/4)	10/05 →	176 / 240							
22.250 FNLLC (6x2/4)	10/05 →	184 / 250							
22.280 FNLC, FNLLC, FNLLRC, FNLRRC (6x2/4)	10/05 →	206 / 280							
22.290 FNLC, 22.290 FNLLC (6x2/4)	10/05 →	213 / 290							
26.280 FD (6x4)	10/05 →	206 / 280							
26.280 FDK-HK, FDRK-HK (6x4)	04/06 →	206 / 280							
26.280 FD-TM, FDR-TM (6x4)	04/06 →	206 / 280							
26.280 FNLC, FNLLC, FNLRRC, FNLLRC (6x2/4)	10/05 →	206 / 280							
26.290 FD, FDR (6x4)	10/05 →	213 / 290							
26.290 FDK-HK, FDRK-HK (6x4)	10/05 →	213 / 290							

I - M



kW / hp

**MAN****MAN****TGM** **10/05** →

26.290 FD-TM, FDR-TM (6x4)	07/08→	213 / 290
26.290 FNLC, FNLLC, FNLR, FNLLRC, FVL (6x2/4)	10/05→	213 / 290
26.330 FD, FDR (6x4)	10/05→	240 / 326
26.330 FDK-HK, FDRK-HK (6x4)	04/06→	240 / 326
26.330 FD-TM, FDR-TM (6x4)	04/06→	240 / 326
26.330 FNLC, FNLLC, FNLR, FNLLRC, FVL (6x2/4)	10/05→	240 / 326
26.340 FD, FDR (6x4)	10/05→	250 / 340
26.340 FDK-HK, FDRK-HK (6x4)	10/05→	250 / 340
26.340 FD-TM, FDR-TM (6x4)	07/08→	250 / 340
26.340 FNLC, FNLLC, FNLR, FNLLRC (6x2/4)	10/05→	250 / 340

	CVP020K 29202
--	-------------------------

[o] 247.7 x 109.7 x 30 Knorr SB 7000

--

	CVP020K 29202
	CVD666

[o] 247.7 x 109.7 x 30 Knorr SB 7000
ø 377 x 45 x 108

⊕ rim 12 hole

TGS **09/07** →

18.320 FAC, FHLC (4x4)	10/07→	235 / 320
18.320 FAK, FAK-L, FALK, FALK-L, FHLK, FHLK/M (4x4)	10/07→	235 / 320
18.320 FAS, FHLS, FHLS/M, FALS (4x4)	10/07→	235 / 320
18.320 FC, FLC, FLRC, FLLC, FLLRC, FLLW, FLLW/M (4x2)	10/07→	235 / 320
18.320 FK, FK-L, FLK, FLK/M (4x2)	10/07→	235 / 320
18.320 FLS, FLS/M, FLS-TS, FLRS, FLRS/M, FLLS, FLLS/M, FLLRS (4x2)	10/07→	235 / 320
18.350 FAC, FHLC (4x4)	10/07→	257 / 350
18.350 FAK, FAK-L, FALK, FALK-L, FHLK, FHLK/M (4x4)	10/07→	257 / 350
18.350 FAS, FHLS, FHLS/M, FALS (4x4)	10/07→	257 / 350
18.360 FAC, FHLC (4x4)	10/07→	265 / 360
18.360 FAK, FAK-L, FALK, FALK-L, FHLK, FHLK/M (4x4)	10/07→	265 / 360
18.360 FAS, FHLS, FHLS/M, FALS (4x4)	10/07→	265 / 360
18.360 FC, FLC, FLRC, FLLC, FLLRC, FLLW, FLLW/M (4x2)	10/07→	265 / 360
18.360 FK, FK-L, FLK, FLK/M (4x2)	10/07→	265 / 360
18.360 FLS, FLS/M, FLS-TS, FLRS, FLRS/M, FLLS, FLLS/M, FLLRS (4x2)	10/07→	265 / 360
18.390 FAC, FHLC (4x4)	06/08→	287 / 390
18.390 FAK, FAK-L, FALK, FALK-L, FHLK, FHLK/M (4x4)	06/08→	287 / 390
18.390 FAS, FHLS, FHLS/M, FALS (4x4)	06/08→	287 / 390
18.400 FAC, FHLC (4x4)	10/07→	294 / 400
18.400 FAK, FAK-L, FALK, FALK-L, FHLK, FHLK/M (4x4)	10/07→	294 / 400
18.400 FAS, FHLS, FHLS/M, FALS (4x4)	10/07→	294 / 400
18.400 FC, FLC, FLRC, FLLC, FLLRC, FLLW, FLLW/M (4x2)	10/07→	294 / 400
18.400 FK, FK-L, FLK, FLK/M (4x2)	10/07→	294 / 400
18.400 FLS, FLS/M, FLS-TS, FLRS, FLRS/M, FLLS, FLLS/M, FLLRS (4x2)	10/07→	294 / 400
18.430 FAC, FHLC (4x4)	10/07→	316 / 430
18.430 FAK, FAK-L, FALK, FALK-L, FHLK, FHLK/M (4x4)	10/07→	316 / 430
18.430 FAS, FHLS, FHLS/M, FALS (4x4)	10/07→	316 / 430
18.440 FAC, FHLC (4x4)	10/07→	324 / 440
18.440 FAK, FAK-L, FALK, FALK-L, FHLK, FHLK/M (4x4)	10/07→	324 / 440
18.440 FAS, FHLS, FHLS/M, FALS (4x4)	10/07→	324 / 440
18.440 FC, FLC, FLRC, FLLC, FLLRC, FLLW, FLLW/M (4x2)	10/07→	324 / 440
18.440 FK, FK-L, FLK, FLK/M (4x2)	10/07→	324 / 440
18.440 FLS, FLS/M, FLS-TS, FLRS, FLRS/M, FLLS, FLLS/M, FLLRS (4x2)	10/07→	324 / 440
18.440 FLS, FLS/M, FLS-TS, FLRS, FLRS/M, FLLS, FLLS/M, FLLRS (4x2)	10/07→	324 / 440
18.480 FAC, FHLC (4x4)	10/07→	353 / 480
18.480 FAK, FAK-L, FALK, FALK-L, FHLK, FHLK/M (4x4)	10/07→	353 / 480
18.480 FAS, FHLS, FHLS/M, FALS (4x4)	10/07→	353 / 480
18.480 FC, FLC, FLRC, FLLC, FLLRC, FLLW, FLLW/M (4x2)	10/07→	353 / 480
18.480 FK, FK-L, FLK, FLK/M (4x2)	10/07→	353 / 480
18.480 FLS, FLS/M, FLS-TS, FLRS, FLRS/M, FLLS, FLLS/M, FLLRS (4x2)	10/07→	353 / 480
18.540 FAC, FHLC (4x4)	10/07→	397 / 540
18.540 FAK, FAK-L, FALK, FALK-L, FHLK, FHLK/M (4x4)	10/07→	397 / 540

	CVP020K 29202
	CVP112K 29279
	CVD544
	CVD579
	CVD612

[o] 247.7 x 109.7 x 30 Knorr SB 7000
[o] 217.5 x 107.6 x 30.8 Wabco Maxx 22
ø 432 x 45 x 135
ø 432 x 45 x 130
ø 432 x 45 x 135

⊕ rim 10 hole
⊕ rim 12 hole
⊕ rim 10 hole

	CVP020K 29202
	CVP112K 29279
	CVD544
	CVD579
	CVD612

[o] 247.7 x 109.7 x 30 Knorr SB 7000
[o] 217.5 x 107.6 x 30.8 Wabco Maxx 22
ø 432 x 45 x 135
ø 432 x 45 x 130
ø 432 x 45 x 135

⊕ rim 10 hole
⊕ rim 12 hole
⊕ rim 10 hole

I - M





kW / hp

**MAN****MAN****TGS** **09/07** →

18.540 FAS, FALS, FHLS, FHLS/M (4x4)	10/07 →	397 / 540		CVP020K 29202	[o] 247.7 x 109.7 x 30 Knorr SB 7000			CVP020K 29202	[o] 247.7 x 109.7 x 30 Knorr SB 7000	
18.540 FC, FLC, FLRC, FLLC, FLLRC, FLLW, FLLW/N (4x2)	10/07 →	397 / 540		CVP112K 29279	[o] 217.5 x 107.6 x 30.8 Wabco Maxx 22			CVP112K 29279	[o] 217.5 x 107.6 x 30.8 Wabco Maxx 22	
18.540 FK, FK-L, FLK, FLK/M (4x2)	10/07 →	397 / 540		CVD544	ø 432 x 45 x 135	⊕ rim 10 hole		CVD544	ø 432 x 45 x 135	⊕ rim 10 hole
18.540 FLS, FLS/M, FLRS, FLRS/M, FLLS, FLLS/M, FLRS (4x2)	10/07 →	397 / 540		CVD579	ø 432 x 45 x 130	⊕ rim 12 hole		CVD579	ø 432 x 45 x 130	⊕ rim 12 hole
19.350 FLRS, FLS, FRS, FS (4x2)	10/07 →	257 / 350		CVD612	ø 432 x 45 x 135	⊕ rim 10 hole		CVD612	ø 432 x 45 x 135	⊕ rim 10 hole
19.360 FS, FLS, FRS, FLRS (4x2)	02/11 →	265 / 360								
19.390 FLRS, FLS, FRS, FS (4x2)	06/08 →	287 / 390								
19.400 FS/M-WW, FLS/M-WW, FRS/M-WW, FLRS/M-WW (4x2)	02/11 →	294 / 400								
19.430 FLRS, FLS, FRS, FS (4x2)	10/07 →	316 / 430								
19.440 FS-WW, FRS-WW, FLS-WW, FLRS-WW (4x2)	02/11 →	324 / 441								
19.440 FS-WW, FRS-WW, FLS-WW, FLRS-WW (4x2)	02/11 →	324 / 441								
19.480 FS/M-WW, FRS/M-WW, FLS/M-WW, FLRS/M-WW (4x2)	02/11 →	353 / 480								
21.360 FS, FLS (4x2)	10/07 →	265 / 360								
21.400 FS, FLS (4x2)	10/07 →	294 / 400								
21.440 FS, FLS (4x2)	10/07 →	324 / 441								
21.440 FS, FLS (4x2)	10/07 →	324 / 441								
21.480 FS, FLS (4x2)	10/07 →	353 / 480								
24.320 FNLLW/N (6x2)	10/07 →	235 / 320								
24.320 FPLS, FPLRS (6x2)	10/07 →	235 / 320								
24.360 FNLLW/N (6x2)	10/07 →	265 / 360								
24.360 FPLS, FPLRS (6x2)	10/07 →	265 / 360								
24.400 FNLLW/N (6x2)	10/07 →	294 / 400								
24.400 FPLS, FPLRS (6x2)	10/07 →	294 / 400								
24.440 FNLLW/N (6x2)	10/07 →	324 / 441								
24.440 FNLLW/N (6x2)	10/07 →	324 / 440								
24.440 FPLS, FPLRS (6x2)	10/07 →	324 / 440								
24.440 FPLS, FPLRS (6x2)	10/07 →	324 / 440								
24.480 FNLLW/N (6x2)	10/07 →	353 / 480								
24.480 FPLS, FPLRS (6x2)	10/07 →	353 / 480								
24.540 FPLS, FPLRS (6x2)	10/07 →	397 / 540								
26.320 FDAC, FDALC, FDHLC, FDHLC/M (6x6)	07/08 →	235 / 320								
26.320 FDAK, FDALK, FDHK, FDHLK (6x6)	07/08 →	235 / 320								
26.320 FDAS, FDALS, FDHS, FDHLS, FDHLS/M (6x6)	07/08 →	235 / 320								
26.320 FDC, FDRC, FDLC, FDLCL/M, FDLRC, FDLRC/M, FNHLK, FVHLC (6x4)	07/08 →	235 / 320								
26.320 FDK, FDLK (6x4)	07/08 →	235 / 320								
26.320 FDS, FDL, FDRS, FDLRS, FNHLS, FPHLS, FVHLS (6x4)	07/08 →	235 / 320								
26.320 FD-TM (6x4)	07/08 →	235 / 320								
26.320 FNLC, FNLC, FNLLC, FNLLRC, FNLLW, FVLC, FVL-KO (6x2/2/4)	10/07 →	235 / 320								
26.320 FNLS, FNLS, FNLLS, FPLS, FVLS, FPLRS (6x2/2/4)	07/08 →	235 / 320								
26.320 FVHLC (6x4)	10/07 →	235 / 320								
26.320 FVL-KO (6x2/4)	10/07 →	235 / 320								
26.350 FDLC, FDLRC (6x4)	10/07 →	257 / 350								
26.350 FDL, FDLRS (6x4)	10/07 →	257 / 350								
26.350 FNLC, FNLC (6x2)	10/07 →	257 / 350								
26.350 FNLS, FNLS (6x2)	10/07 →	257 / 350								
26.360 FDAC, FDALC, FDHLC, FDHLC/M (6x6)	08/08 →	265 / 360								
26.360 FDAK, FDALK, FDHK, FDHLK (6x6)	08/08 →	265 / 360								
26.360 FDAS, FDALS, FDHS, FDHLS, FDHLS/M (6x6)	08/08 →	265 / 360								
26.360 FDC, FDRC, FDLRC/M, FDLRC, FDLRC, FNHLK (6x4)	08/08 →	265 / 360								
26.360 FDK, FDLK, FDLK (6x4)	08/08 →	265 / 360								
26.360 FDS, FDRS, FDL, FDLRS, FNHLS, FPHLS, FVHLS (6x4)	08/08 →	265 / 360								
26.360 FD-TM (6x4)	07/08 →	265 / 360								
26.360 FNLC, FNLC, FNLLC, FNLLRC, FVLC, FVL-KO (6x2/2/4)	10/07 →	265 / 360								
26.360 FNLLW (6x2)	04/08 →	265 / 360								
26.360 FNLS, FNLS, FNLS, FNLS, FNLS, FNLS (6x2/2/4)	08/08 →	265 / 360								
26.360 FPHLS (6x4)	05/08 →	265 / 360								
26.360 FVHLC (6x4)	10/07 →	265 / 360								
26.360 FVHLS (6x4)	05/08 →	265 / 360								
26.360 FVL-KO (6x2/4)	10/07 →	265 / 360								
26.390 FDLC, FDLRC (6x4)	06/08 →	287 / 390								
26.390 FDL, FDLRS (6x4)	06/08 →	287 / 390								
26.390 FNLC, FNLC (6x2)	06/08 →	287 / 390								
26.390 FNLS, FNLS (6x2)	06/08 →	287 / 390								
26.400 (6x6)	11/07 →	294 / 400								
26.400 FDAC, FDALC, FDHLC, FDHLC/M (6x6)	02/09 →	294 / 400								

I - M



kW / hp



MAN

MAN

TGS 09/07 →

26.400 FDAK, FDALK, FDHLK, FDHK (6x6)	02/09 →	294 / 400		CVP020K 29202	[o] 247.7 x 109.7 x 30 Knorr SB 7000			CVP020K 29202	[o] 247.7 x 109.7 x 30 Knorr SB 7000	
26.400 FDAS, FDALS, FDHS, FDHLS, FDHLS/M (6x6)	09/07 →	294 / 400		CVP112K 29279	[o] 217.5 x 107.6 x 30.8 Wabco Maxx 22			CVP112K 29279	[o] 217.5 x 107.6 x 30.8 Wabco Maxx 22	
26.400 FDC, FDR, FDC/M, FDL, FDL/C/M, FDLRC, FDLRC/M, FNHLC (6x4)	08/08 →	294 / 400		CVD544	ø 432 x 45 x 135	⊕ rim 10 hole		CVD544	ø 432 x 45 x 135	⊕ rim 10 hole
26.400 FDK, FDLK (6x4)	02/09 →	294 / 400		CVD579	ø 432 x 45 x 130	⊕ rim 12 hole		CVD579	ø 432 x 45 x 130	⊕ rim 12 hole
26.400 FDS, FDSL, FDRS, FDLRS, FNHLS, FPHLS, FVHLS (6x4)	05/08 →	294 / 400		CVD612	ø 432 x 45 x 135	⊕ rim 10 hole		CVD612	ø 432 x 45 x 135	⊕ rim 10 hole
26.400 FD-TM (6x4)	07/08 →	294 / 400								
26.400 FNLC, FNLC, FNLLC, FNLLRC, FVLC, FVL-KO, FNLLW (6x2/2/4)	10/07 →	294 / 400								
26.400 FNLS, FNLS, FNLLS, FNLLRS, FPLS, FPLRS, FVLS (6x2/2/4)	02/09 →	294 / 400								
26.400 FPHLS (6x4)	05/08 →	294 / 400								
26.400 FVHLC (6x4)	10/07 →	294 / 400								
26.400 FVHLS (6x4)	05/08 →	294 / 400								
26.400 FVL-KO (6x2/4)	10/07 →	294 / 400								
26.430 FDL, FDLRC (6x4)	10/07 →	316 / 430								
26.430 FDSL, FDLRS (6x4)	10/07 →	316 / 430								
26.430 FNLC, FNLC (6x2)	10/07 →	316 / 430								
26.430 FNLS, FNLS (6x2)	10/07 →	316 / 430								
26.440 FDAC, FDALC, FDHLC (6x6)	02/09 →	324 / 440								
26.440 FDAC, FDALC, FDHLC, FDHLC/M (6x6)	02/09 →	324 / 440								
26.440 FDAK, FDALK, FDHK, FDHLK (6x6)	11/07 →	324 / 440								
26.440 FDAK, FDALK, FDHK, FDHLK (6x6)	02/09 →	324 / 441								
26.440 FDAS, FDALS, FDHS, FDHLS (6x6)	02/09 →	324 / 441								
26.440 FDAS, FDALS, FDHS, FDHLS, FDHLS/M (6x6)	02/09 →	324 / 440								
26.440 FDC, FDR, FDC/M, FDL, FDL/C/M, FDLRC, FNHLC, FVHLC (6x4)	02/09 →	324 / 440								
26.440 FDC, FDR, FDL, FDLRC, FNHLC, FVHLC (6x4)	02/09 →	324 / 440								
26.440 FDK, FDLK (6x4)	07/08 →	324 / 440								
26.440 FDK, FDLK (6x4)	07/08 →	324 / 440								
26.440 FDS, FDRS, FDSL, FDLRS, FNHLS, FPHLS, FVHLS (6x4)	05/08 →	324 / 440								
26.440 FDS, FDRS, FDSL, FDLRS, FNHLS, FPHLS, FVHLS (6x4)	05/08 →	324 / 440								
26.440 FD-TM (6x4)	07/08 →	324 / 440								
26.440 FD-TM (6x4)	07/08 →	324 / 440								
26.440 FNLC, FNLLC, FNLLRC, FNLLW, FNLC (6x2/2/4)	10/07 →	324 / 441								
26.440 FNLC, FNLLC, FNLLW, FNLC (6x2/2/4)	10/07 →	324 / 440								
26.440 FNLC, FNLLC, FNLLW, FNLC (6x2/2/4)	10/07 →	324 / 440								
26.440 FNLS, FNLS, FNLLS, FNLLRS, FPLS, FPLRS, FVLS (6x2/2/4)	10/07 →	324 / 440								
26.440 FNLS, FNLS, FNLLS, FNLLRS, FPLS, FPLRS, FVLS (6x2/2/4)	02/09 →	324 / 440								
26.440 FPHLS (6x4)	05/08 →	324 / 440								
26.440 FVHLC (6x4)	10/07 →	324 / 440								
26.440 FVHLS (6x4)	05/08 →	324 / 440								
26.440 FVL-KO (6x2/4)	10/07 →	324 / 440								
26.480 FDAC, FDALC, FDHLC (6x6)	02/09 →	353 / 480								
26.480 FDAK, FDALK, FDHK, FDHLK (6x6)	02/09 →	353 / 480								
26.480 FDAK, FDALK, FDHK, FDHLK (6x6)	02/09 →	353 / 480								
26.480 FDAS, FDALS, FDHS, FDHLS (6x6)	02/09 →	353 / 480								
26.480 FDC, FDC/M, FDL, FDLRC, FNHLC, FVHLC (6x4)	02/09 →	353 / 480								
26.480 FDK, FDLK (6x4)	07/08 →	353 / 480								
26.480 FDS, FDSL, FDRS, FDLRS, FNHLS, FPHLS, FVHLS (6x4)	05/08 →	353 / 480								
26.480 FDS, FDSL, FDRS, FDLRS, FNHLS, FPHLS, FVHLS (6x4)	05/08 →	353 / 480								
26.480 FD-TM (6x4)	05/08 →	353 / 480								
26.480 FNLC, FNLC, FNLLC, FNLLRC, FNLLW, FNLC (6x2/2/4)	10/07 →	353 / 480								
26.480 FNLC, FNLLC, FNLLW, FNLC (6x2/2/4)	02/09 →	353 / 480								
26.480 FNLS, FNLS, FNLLS, FNLLRS, FPLS, FPLRS, FVLS (6x2/2/4)	02/09 →	353 / 480								
26.480 FPHLS (6x4)	05/08 →	353 / 480								
26.480 FVHLC (6x4)	10/07 →	353 / 480								
26.480 FVHLS (6x4)	05/08 →	353 / 480								
26.480 FVL-KO (6x2/4)	10/07 →	353 / 480								
26.540 FDAC, FDALC, FDHLC, FDHLC/M (6x6)	02/09 →	397 / 540								
26.540 FDAK, FDALK, FDHLK (6x6)	11/07 →	397 / 540								
26.540 FDAK, FDALK, FDHLK (6x6)	11/07 →	397 / 540								
26.540 FDAS, FDALS, FDHLS (6x6)	02/09 →	397 / 540								
26.540 FDC, FDC/M, FDL, FDL/C/M, FDLRC, FNHLC, FVHLC (6x4)	02/09 →	397 / 540								
26.540 FDK, FDLK (6x4)	02/09 →	397 / 540								

M - I



kW / hp

**MAN****MAN****TGS** **09/07** →

26.540 FDS, FDLs, FDRS, FDLRS, FNHLs, FPHLS, FVHLS (6x4)	05/08 →	397 / 540		CVP020K 29202	[o] 247.7 x 109.7 x 30 Knorr SB 7000			CVP020K 29202	[o] 247.7 x 109.7 x 30 Knorr SB 7000	
26.540 FNLC, FNLC, FNLLC, FNLLRC, FNLLW, FVLC, FVL-KO (6x2/2/4)	10/07 →	397 / 540		CVP112K 29279	[o] 217.5 x 107.6 x 30.8 Wabco Maxx 22			CVP112K 29279	[o] 217.5 x 107.6 x 30.8 Wabco Maxx 22	
26.540 FNLS, FNLLS, FPLS, FPLRS, FVLS, FNLRs, FNLS (6x2/2/4)	02/09 →	397 / 540		CVD544	ø 432 x 45 x 135	⊕ rim 10 hole		CVD544	ø 432 x 45 x 135	⊕ rim 10 hole
26.540 FVL-KO (6x2/4)	10/07 →	397 / 540		CVD579	ø 432 x 45 x 130	⊕ rim 12 hole		CVD579	ø 432 x 45 x 130	⊕ rim 12 hole
26.320 FANLC, FNHLc (6x4)	07/08 →	235 / 320		CVD612	ø 432 x 45 x 135	⊕ rim 10 hole		CVD612	ø 432 x 45 x 135	⊕ rim 10 hole
28.320 FANLK (6x4)	07/08 →	235 / 320								
28.320 FNLC (6x2/2/4)	07/08 →	235 / 320								
28.320 FNLS (6x2)	07/08 →	235 / 320								
28.350 FNLLC, FNLC, FNLRc (6x2)	08/08 →	257 / 350								
28.350 FNLRs, FNLS (6x2)	08/08 →	257 / 350								
28.360 FANLC, FNHLc (6x4)	08/08 →	265 / 360								
28.360 FANLK (6x4)	08/08 →	265 / 360								
28.360 FNLC, FNLRc (6x2/2/4)	08/08 →	265 / 360								
28.360 FNLS, FNLRs (6x2)	08/08 →	265 / 360								
28.390 FNLC, FNLRc (6x2)	06/08 →	287 / 390								
28.390 FNLS, FNLRs (6x2)	06/08 →	287 / 390								
28.400 FANLC, FNHLc (6x4)	08/08 →	294 / 400								
28.400 FANLK (6x4)	08/08 →	294 / 400								
28.400 FNLC, FNLRc (6x2/2/4)	08/08 →	294 / 400								
28.400 FNLS, FBLRS (6x2)	08/08 →	294 / 400								
28.430 FNLC, FNLRc (6x2)	08/08 →	316 / 430								
28.430 FNLS, FNLRs (6x2)	08/08 →	316 / 430								
28.440 FANLC, FNHLc (6x4)	08/08 →	324 / 440								
28.440 FANLC, FNHLc (6x4)	08/08 →	324 / 440								
28.440 FANLK (6x4)	08/08 →	324 / 440								
28.440 FANLK (6x4)	08/08 →	324 / 440								
28.440 FNLC, FNLRc (6x2)	08/08 →	324 / 441								
28.440 FNLC, FNLRc (6x2/2/4)	08/08 →	324 / 440								
28.440 FNLS, FNLRs (6x2)	08/08 →	324 / 441								
28.440 FNLS, FNLRs (6x2)	08/08 →	324 / 440								
28.480 FANLC, FNHLc (6x4)	08/08 →	353 / 480								
28.480 FANLK (6x4)	08/08 →	353 / 480								
28.480 FNLC, FNLRc (6x2/2/4)	08/08 →	353 / 480								
28.480 FNLS, FNLRs (6x2)	08/08 →	353 / 480								
28.540 FANLC, FNHLc (6x4)	06/08 →	397 / 540								
28.540 FANLK (6x4)	06/08 →	397 / 540								
28.540 FNLC (6x2/2/4)	02/09 →	397 / 540								
28.540 FNLS (6x2)	02/09 →	397 / 540								
32.320 FFDRc (8x4)	08/08 →	235 / 320								
32.320 FFD-TM (8x4)	02/09 →	235 / 320								
32.350 FFDRc (8x4)	08/08 →	257 / 350								
32.360 FFDRc (8x4)	08/08 →	265 / 360								
32.360 FFD-TM, FFDR-TM (8x4)	10/07 →	265 / 360								
32.390 FFDRc (8x4)	06/08 →	287 / 390								
32.400 FFDRc (8x4)	08/08 →	294 / 400								
32.400 FFD-TM, FFDR-TM (8x4)	10/07 →	294 / 400								
32.440 FFDRc (8x4)	08/08 →	324 / 440								
32.440 FFDRc (8x4)	08/08 →	324 / 440								
32.440 FFD-TM, FFDR-TM (8x4)	10/07 →	324 / 440								
32.440 FFD-TM, FFDR-TM (8x4)	08/08 →	324 / 440								
32.480 FFDRc (8x4)	08/08 →	353 / 480								
32.480 FFD-TM (8x4)	08/08 →	353 / 480								
33.320 FDAC, FDALc (6x6)	06/08 →	235 / 320								
33.320 FDAK, FDALK (6x6)	06/08 →	235 / 320								
33.320 FDAS, FDALS (6x6)	06/08 →	235 / 320								
33.320 FDC, FDLC, FDLRC, FDRc (6x4)	06/08 →	235 / 320								
33.320 FDK, FDLK (6x4)	06/08 →	235 / 320								
33.320 FDLs, FDS (6x4)	06/08 →	235 / 320								
33.350 FDAC, FDARC (6x6)	06/08 →	257 / 350								
33.350 FDAK, FDALK (6x6)	06/08 →	257 / 350								
33.350 FDAS, FDALS (6x6)	06/08 →	257 / 350								
33.350 FDC, FDLC, FDR, FDRc (6x4)	06/08 →	257 / 350								
33.350 FDC-TM, FDRc-TM (6x4)	06/08 →	257 / 350								
33.350 FDK, FDRK (6x4)	06/08 →	257 / 350								
33.350 FDLs, FDRS, FDS (6x4)	06/08 →	257 / 350								
33.360 FDAC, FDALc, FDARC (6x6)	06/08 →	265 / 360								
33.360 FDAK, FDALK, FDHK, FDARK (6x6)	10/07 →	265 / 360								
33.360 FDAS, FDALS, FDHS, FDARS (6x6)	10/07 →	265 / 360								
33.360 FDC, FDLC, FDLRC, FDR, FDRc (6x4)	06/08 →	265 / 360								
33.360 FDC-TM, FDRc-TM (6x4)	06/08 →	265 / 360								
33.360 FDK, FDLK, FDRK (6x4)	02/09 →	265 / 360								
33.360 FDS, FDLs, FDRS (6x4)	06/08 →	265 / 360								
33.390 FDAC, FDALc, FDARC (6x6)	06/08 →	287 / 390								
33.390 FDAK, FDARK (6x6)	06/08 →	287 / 390								

I - M



kW / hp

**MAN****MAN****TGS** **09/07** →

33.390 FDAS, FDARS (6x6)	06/08→	287 / 390		CVP020K 29202	[o] 247.7 x 109.7 x 30 Knorr SB 7000			CVP020K 29202	[o] 247.7 x 109.7 x 30 Knorr SB 7000	
33.390 FDC, FDR, FDRC (6x4)	06/08→	287 / 390		CVP112K 29279	[o] 217.5 x 107.6 x 30.8 Wabco Maxx 22			CVP112K 29279	[o] 217.5 x 107.6 x 30.8 Wabco Maxx 22	
33.390 FDC-TM, FDRC-TM (6x4)	06/08→	287 / 390								
33.390 FDK, FDRK (6x4)	06/08→	287 / 390								
33.390 FDLS, FDRS, FDS (6x4)	06/08→	287 / 390								
33.400 FDAC, FDALC, FDARC (6x6)	07/08→	294 / 400								
33.400 FDAK, FDALK, FDHK, FDARK (6x6)	07/08→	294 / 400								
33.400 FDAS, FDALS, FDHS, FDARS (6x6)	07/08→	294 / 400								
33.400 FDC, FDLC, FDLRC, FDR, FDRC (6x4)	06/08→	294 / 400								
33.400 FDC-TM, FDRC-TM (6x4)	07/08→	294 / 400								
33.400 FDK, FDLK, FDRK (6x4)	07/08→	294 / 400								
33.400 FDS, FDLS, FDRS (6x4)	07/08→	294 / 400								
33.430 FDAC, FDARC (6x6)	07/08→	316 / 430								
33.430 FDAK, FDARK (6x6)	07/08→	316 / 430								
33.430 FDAS, FDARS (6x6)	07/08→	316 / 430								
33.430 FDC, FDLC, FDR, FDRC (6x4)	06/08→	316 / 430								
33.430 FDC-TM, FDRC-TM (6x4)	06/08→	316 / 430								
33.430 FDK, FDRK (6x4)	06/08→	316 / 430								
33.430 FDLS, FDRS, FDS (6x4)	06/08→	316 / 430								
33.440 FDAC, FDALC, FDARC (6x6)	07/08→	324 / 440								
33.440 FDAK, FDALK, FDARK, FDHK (6x6)	07/08→	324 / 440								
33.440 FDAK, FDALK, FDHK, FDARK (6x6)	11/07→	324 / 440								
33.440 FDAS, FDALS, FDARS, FDHS (6x6)	07/08→	324 / 440								
33.440 FDAS, FDALS, FDHS, FDARS (6x6)	10/07→	324 / 440								
33.440 FDC, FDLC, FDLRC, FDR, FDRC (6x4)	06/08→	324 / 440								
33.440 FDC, FDLC, FDLRC, FDR, FDRC (6x4)	08/08→	324 / 441								
33.440 FDC-TM, FDRC-TM (6x4)	10/07→	324 / 440								
33.440 FDC-TM, FDRC-TM (6x4)	06/08→	324 / 440								
33.440 FDK, FDLK, FDRK (6x4)	10/07→	324 / 440								
33.440 FDK, FDLK, FDRK (6x4)	06/08→	324 / 440								
33.440 FDS, FDLS, FDLS/IM, FDRS (6x4)	10/07→	324 / 440								
33.440 FDS, FDLS, FDLS/IM, FDRS (6x4)	06/08→	324 / 440								
33.480 FDAC, FDALC, FDARC (6x6)	08/08→	353 / 480								
33.480 FDAK, FDALK, FDARK, FDHK (6x6)	08/08→	353 / 480								
33.480 FDAS, FDALS, FDHS, FDARS (6x6)	10/07→	353 / 480								
33.480 FDC, FDC/IM, FDLC, FDLRC, FDLRC, FDR, FDRC (6x4)	08/08→	353 / 480								
33.480 FDC-TM, FDRC-TM (6x4)	08/08→	353 / 480								
33.480 FDK, FDLK (6x4)	08/08→	353 / 480								
33.480 FDS, FDLS, FDLS/IM, FDRS (6x4)	08/08→	353 / 480								
33.540 FDAC, FDALC (6x6)	02/09→	397 / 540								
33.540 FDAK, FDALK (6x6)	02/09→	397 / 540								
33.540 FDAS, FDALS (6x6)	02/09→	397 / 540								
33.540 FDC, FDLC, FDLRC, FDLRC, FDRC (6x4)	02/09→	397 / 540								
33.540 FDK, FDLK (6x4)	02/09→	397 / 540								
33.540 FDS, FDLS, FDLS/IM (6x4)	02/09→	397 / 540								
35.320 FFDK (8x8)	06/08→	235 / 320								
35.320 FFDK, FFDHLK (8x6/4)	06/08→	235 / 320								
35.320 FFDK, FFDLC, FDNLC (8x4/4)	06/08→	235 / 320								
35.320 FFDK, FFDLK, FFDRC (8x4/4)	08/08→	235 / 320								
35.320 FFD-TM (8x4)	10/07→	235 / 320								
35.320 FFNHLC (8x4/6)	10/07→	235 / 320								
35.320 FFNLC (8x2/4)	01/09→	235 / 320								
35.350 FDAC, FDARC (6x6)	06/08→	257 / 350								
35.360 FFDK (8x8)	06/08→	265 / 360								
35.360 FFDK, FFDHLK (8x6/4)	06/08→	265 / 360								
35.360 FFDK, FFDLC, FDNLC (8x4/4)	06/08→	265 / 360								
35.360 FFDK, FFDLK, FFDRC (8x4/4)	08/08→	265 / 360								
35.360 FFD-TM (8x4)	10/07→	265 / 360								
35.360 FFNHLC (8x4/6)	10/07→	265 / 360								

I - M



kW / hp

**MAN****MAN****TGS** **09/07** →

35.360 FFNLC (8x2/4)	06/08 →	265 / 360		CVP020K 29202	[o] 247.7 x 109.7 x 30 Knorr SB 7000		CVP020K 29202	[o] 247.7 x 109.7 x 30 Knorr SB 7000	
35.390 FFDK (8x8)	06/08 →	287 / 390							
35.400 FFDK (8x8)	06/08 →	294 / 400		CVP112K 29279	[o] 217.5 x 107.6 x 30.8 Wabco Maxx 22		CVP112K 29279	[o] 217.5 x 107.6 x 30.8 Wabco Maxx 22	
35.400 FFDK, FFDHLK (8X6/4)	06/08 →	294 / 400							
35.400 FFDC, FFDLC, FDNLC (8x4/4)	06/08 →	294 / 400		CVD544	ø 432 x 45 x 135	⊕ rim 10 hole		CVD544	ø 432 x 45 x 135
35.400 FFDK, FFDLC, FFDRK (8x4/4)	08/08 →	294 / 400		CVD579	ø 432 x 45 x 130	⊕ rim 12 hole		CVD579	ø 432 x 45 x 130
35.400 FFD-TM (8x4)	10/07 →	294 / 400							
35.400 FFNHLC (8x4/6)	10/07 →	294 / 400							
35.400 FFNHLC (8X6/4)	10/07 →	294 / 400							
35.400 FFNLC (8x2/4)	06/08 →	294 / 400							
35.430 FFDK (8x8)	06/08 →	316 / 430							
35.440 FDNLC, FFDC, FFDLC (8x4/4)	06/08 →	324 / 440							
35.440 FFDK (8x8)	06/08 →	324 / 440							
35.440 FFDK (8x8)	06/08 →	324 / 440							
35.440 FFDK, FFDHLK (8X6/4)	06/08 →	324 / 440							
35.440 FFDK, FFDHLK (8X6/4)	06/08 →	324 / 440							
35.440 FFDK, FFDLC, FFDRK (8x8) →	08/08 →	324 / 441							
35.440 FFDK, FFDLC, FFDRK (8x4/4)	08/08 →	324 / 440							
35.440 FFD-TM (8x4)	10/07 →	324 / 440							
35.440 FFD-TM (8x4)	08/08 →	324 / 441							
35.440 FFNHLC (8X6/4)	10/07 →	324 / 440							
35.440 FFNHLC (8x4/6)	06/08 →	324 / 440							
35.440 FFNHLC (8x4/6)	06/08 →	324 / 440							
35.440 FFNLC (8x2/4)	06/08 →	324 / 440							
35.440 FFNLC (8x2/4)	06/08 →	324 / 440							
35.480 FDNLC, FFDC, FFDLC (8x4/4)	06/08 →	353 / 480							
35.480 FFDK (8x8)	06/08 →	353 / 480							
35.480 FFDK, FFDHLK (8X6/4)	06/08 →	353 / 480							
35.480 FFDK, FFDLC, FFDRK (8x4/4)	08/08 →	353 / 480							
35.480 FFD-TM (8x4)	10/07 →	353 / 480							
35.480 FFNHLC (8X6/4)	10/07 →	353 / 480							
35.480 FFNHLC (8x4/6)	06/08 →	353 / 480							
35.480 FFNLC (8x2/4)	06/08 →	353 / 480							
35.540 FDNLC, FFDC, FFDLC (8x4/4)	06/08 →	397 / 540							
35.540 FFDK (8x8)	02/09 →	397 / 540							
35.540 FFDK, FFDHLK (8X6/4)	02/09 →	397 / 540							
35.540 FFDK, FFDLC, FFDRK (8x4/4)	02/09 →	397 / 540							
35.540 FFD-TM (8x4)	10/07 →	397 / 540							
35.540 FFNHLC (8x4)	06/08 →	397 / 540							
35.540 FFNLC (8x2/4)	02/09 →	397 / 540							
37.320 FFDC (8x4/4)	07/08 →	235 / 320							
37.320 FFDK (8x4/4)	07/08 →	235 / 320							
37.320 FFD-TM (8x4)	10/07 →	235 / 320							
37.360 FFDC (8x4/4)	07/08 →	265 / 360							
37.360 FFDK (8x4/4)	07/08 →	265 / 360							
37.360 FFD-TM (8x4)	10/07 →	265 / 360							
37.400 FFDC (8x4/4)	07/08 →	294 / 400							
37.400 FFDK (8x4/4)	07/08 →	294 / 400							
37.400 FFD-TM (8x4)	10/07 →	294 / 400							
37.440 FFDC (8x4)	07/08 →	324 / 440							
37.440 FFDC (8x4/4)	07/08 →	324 / 440							
37.440 FFDK (8x4/4)	07/08 →	324 / 440							
37.440 FFDK (8x4)	07/08 →	324 / 440							
37.440 FFD-TM (8x4)	10/07 →	324 / 440							
37.440 FFD-TM (8x4)	07/08 →	324 / 440							
37.480 FFDC (8x4/4)	07/08 →	353 / 480							
37.480 FFDK (8x4/4)	07/08 →	353 / 480							
37.480 FFD-TM (8x4)	10/07 →	353 / 480							
37.540 FFDC (8x4/4)	02/09 →	397 / 540							
37.540 FFDK (8x4/4)	02/09 →	397 / 540							
37.540 FFD-TM (8x4)	10/07 →	397 / 540							
40.360 FDK, FDRK (6x6)	06/08 →	265 / 360							
40.360 FDAS, FDARS (6x6)	10/07 →	265 / 360							
40.360 FDK, FDRK (6x4)	06/08 →	265 / 360							
40.360 FDS, FDRS (6x4)	06/08 →	265 / 360							
40.390 FDK, FDRK (6x6)	10/07 →	287 / 390							
40.390 FDAS, FDARS (6x6)	10/07 →	287 / 390							
40.390 FDK, FDRK (6x4)	06/08 →	287 / 390							
40.400 FDK-WW, FDRK-WW (6x6)	02/11 →	294 / 400							
40.400 FDAS-WW, FDARS-WW (6x6)	02/11 →	294 / 400							
40.400 FDK, FDRK (6x4)	06/08 →	294 / 400							
40.400 FDS, FDRS (6x4)	06/08 →	294 / 400							
40.430 FDK, FDRK (6x6)	06/08 →	316 / 430							
40.430 FDAS, FDARS (6x6)	06/08 →	316 / 430							
40.430 FDK, FDRK (6x4)	06/08 →	316 / 430							
40.430 FDS, FDRS (6x4)	06/08 →	316 / 430							
40.440 FDK-WW, FDRK-WW (6x6)	02/11 →	324 / 441							
40.440 FDK-WW, FDRK-WW (6x6)	02/11 →	324 / 441							
40.440 FDAS-WW, FDARS-WW (6x6)	02/11 →	324 / 441							
40.440 FDAS-WW, FDARS-WW (6x6)	02/11 →	324 / 441							
40.440 FDK, FDRK (6x4)	06/08 →	324 / 440							

I - M



kW / hp



MAN

MAN

TGS 09/07 →

40.440 FDK, FDRK (6x4)	06/08→	324 / 440		CVPO20K 29202	[o] 247.7 x 109.7 x 30 Knorr SB 7000		CVPO20K 29202	[o] 247.7 x 109.7 x 30 Knorr SB 7000	
40.440 FDS, FDRS (6x4)	06/08→	324 / 440							
40.440 FDS, FDRS (6x4)	06/08→	324 / 440							
40.480 FDAK, FDARK (6x6)	06/08→	353 / 480		CVP112K 29279	[o] 217.5 x 107.6 x 30.8 Wabco Maxx 22		CVP112K 29279	[o] 217.5 x 107.6 x 30.8 Wabco Maxx 22	
40.480 FDAS, FDARS (6x6)	06/08→	353 / 480							
40.480 FDK, FDRK (6x4)	06/08→	353 / 480		CVD544	ø 432 x 45 x 135	⊕ rim 10 hole		CVD544	ø 432 x 45 x 135 ⊕ rim 10 hole
40.480 FDS, FDRS (6x4)	06/08→	353 / 480							
41.320 FDDAK (8x8)	06/08→	235 / 320		CVD579	ø 432 x 45 x 130	⊕ rim 12 hole		CVD579	ø 432 x 45 x 130 ⊕ rim 12 hole
41.320 FDDAK (8x6/4)	06/08→	235 / 320							
41.320 FFDC (8x4)	06/08→	235 / 320							
41.320 FFDK (8x4)	06/08→	235 / 320							
41.320 FFD-TM (8x4)	06/08→	235 / 320							
41.350 FFDC, FFDC (8x4)	06/08→	257 / 350		CVD612	ø 432 x 45 x 135	⊕ rim 10 hole		CVD612	ø 432 x 45 x 135 ⊕ rim 10 hole
41.350 FFDC-TM, FFDC-TM (8x4)	06/08→	257 / 350							
41.350 FFDK, FFDRK (8x4)	06/08→	257 / 350							
41.360 FFD, FFDC, FFDC (8x4/4)	07/08→	265 / 360							
41.360 FFDK (8x8)	07/08→	265 / 360							
41.360 FFDK (8x6/4)	07/08→	265 / 360							
41.360 FFDK, FFDRK (8x4/4)	07/08→	265 / 360							
41.360 FFD-TM, FFDC-TM, FFDC-TM (8x4)	10/07→	265 / 360							
41.390 FFDK (8x8)	06/08→	287 / 390							
41.390 FFDC, FFDC (8x4)	06/08→	287 / 390							
41.390 FFDC-TM, FFDC-TM (8x4)	06/08→	287 / 390							
41.390 FFDK, FFDRK (8x4)	06/08→	287 / 390							
41.400 FFD, FFDC, FFDC (8x4/4)	07/08→	294 / 400							
41.400 FFDK (8x8)	07/08→	294 / 400							
41.400 FFDK (8x6/4)	07/08→	294 / 400							
41.400 FFDC-TM, FFDC-TM, FFD-TM (8x4)	10/07→	294 / 400							
41.400 FFDK, FFDRK (8x4/4)	07/08→	294 / 400							
41.430 FFDK (8x8)	07/08→	316 / 430							
41.430 FFDC, FFDC (8x4)	10/07→	316 / 430							
41.430 FFDC-TM, FFDC-TM (8x4)	10/07→	316 / 430							
41.430 FFDK, FFDRK (8x4)	10/07→	316 / 430							
41.440 FFD, FFDC, FFDC (8x4)	06/08→	324 / 440							
41.440 FFD, FFDC, FFDC (8x4/4)	07/08→	324 / 440							
41.440 FFDK (8x6/4)	06/08→	324 / 440							
41.440 FFDK (8x8)	06/08→	324 / 440							
41.440 FFDK (8x6/4)	06/08→	324 / 440							
41.440 FFDK (8x8)	06/08→	324 / 440							
41.440 FFDC-TM, FFDC-TM, FFD-TM (8x4)	10/07→	324 / 440							
41.440 FFDC-TM, FFDC-TM, FFD-TM (8x4)	06/08→	324 / 440							
41.440 FFDK (8x4/4)	07/08→	324 / 440							
41.440 FFDK, FFDRK (8x4)	10/07→	324 / 440							
41.440 FFDK, FFDRK (8x4)	06/08→	324 / 440							
41.480 FFD, FFDC, FFDC (8x4/4)	07/08→	353 / 480							
41.480 FFDK (8x6/4)	06/08→	353 / 480							
41.480 FFDK (8x8)	06/08→	353 / 480							
41.480 FFDC, FFDC, FFDARC (8x8)	06/08→	353 / 480							
41.480 FFDC-TM, FFDC-TM, FFD-TM (8x4)	10/07→	353 / 480							
41.480 FFDK, FDRK (8x4/4)	07/08→	353 / 480							
41.540 FFDK (8x8)	02/09→	397 / 540							
41.540 FFDK (8x6/4)	02/09→	397 / 540							
41.540 FFDC (8x4/4)	02/09→	397 / 540							
41.540 FFDK (8x4/4)	02/09→	397 / 540							
41.540 FFD-TM (8x4)	10/07→	397 / 540							
40.390 FDS, FDRS (6x4)	06/08→	287 / 390		CVD544	ø 432 x 45 x 135	⊕ rim 10 hole		CVD544	ø 432 x 45 x 135 ⊕ rim 10 hole
				CVD579	ø 432 x 45 x 130	⊕ rim 12 hole		CVD579	ø 432 x 45 x 130 ⊕ rim 12 hole

TGX 09/07 →

18.360 FHLC (4x4)	10/07→	265 / 360		CVPO20K 29202	[o] 247.7 x 109.7 x 30 Knorr SB 7000		CVPO20K 29202	[o] 247.7 x 109.7 x 30 Knorr SB 7000	
18.360 FHLS, FHLS/M (4x4)	10/07→	265 / 360							
18.360 FLC, FLRC, FLLC, FLLRC, FLLW, FLLW/N (4x2)	10/07→	265 / 360							
18.360 FLS, FLS/M, FLRS, FLRS/N, FLLS, FLLS/N, FLLRS, FLLRS/N (4x2)	10/07→	265 / 360							
18.400 FHLC (4x4)	10/07→	294 / 400		CVD544	ø 432 x 45 x 135	⊕ rim 10 hole		CVD544	ø 432 x 45 x 135 ⊕ rim 10 hole
18.400 FHLS, FHLS/M (4x4)	10/07→	294 / 400							
18.400 FLC, FLRC, FLLC, FLLRC, FLLW, FLLW/N (4x2)	10/07→	294 / 400							
18.400 FLS, FLS/M, FLRS, FLRS/N, FLLS, FLLS/N, FLLRS, FLLRS/N (4x2)	10/07→	294 / 400							
18.440 FHLC (4x4)	10/07→	324 / 440		CVD579	ø 432 x 45 x 130	⊕ rim 12 hole		CVD579	ø 432 x 45 x 130 ⊕ rim 12 hole
18.440 FHLS, FHLS/M (4x4)	10/07→	324 / 440							
18.440 FLC, FLRC, FLLC, FLLRC, FLLW, FLRC (4x2)	10/07→	324 / 440							
18.440 FLC, FLRC, FLLC, FLLRC, FLLW, FLLW/N (4x2)	10/07→	324 / 440							
18.440 FLS, FLS/M, FLRS, FLRS/N, FLLS, FLLS/N, FLLRS, FLLRS/N (4x2)	10/07→	324 / 440							



kW / hp

**MAN****MAN****TGX** **09/07** →

18.440 FLS, FLSS, FLSS/N, FLRS, FLRS/N, FLRS, FLS (4x2)	10/07 →	324 / 440		CVP020K 29202	[o] 247.7 x 109.7 x 30 Knorr SB 7000			CVP020K 29202	[o] 247.7 x 109.7 x 30 Knorr SB 7000	
18.480 FHLC (4x4)	10/07 →	353 / 480		CVP112K 29279	[o] 217.5 x 107.6 x 30.8 Wabco Maxx 22			CVP112K 29279	[o] 217.5 x 107.6 x 30.8 Wabco Maxx 22	
18.480 FLC, FLRC, FLC, FLRC, FLLW, FLLW/N (4x2)	10/07 →	353 / 480		CVD544	ø 432 x 45 x 135	⊕ rim 10 hole		CVD544	ø 432 x 45 x 135	⊕ rim 10 hole
18.480 FLS, FLS/M, FLRS, FLRS/N, FLS, FLS/N, FLRS, FLRS/N (4x2)	10/07 →	353 / 480		CVD579	ø 432 x 45 x 130	⊕ rim 12 hole		CVD579	ø 432 x 45 x 130	⊕ rim 12 hole
18.540 FHLC (4x4)	10/07 →	397 / 540		CVD612	ø 432 x 45 x 135	⊕ rim 10 hole		CVD612	ø 432 x 45 x 135	⊕ rim 10 hole
18.540 FHL, FHL/M (4x4)	10/07 →	397 / 540								
18.540 FLC, FLRC, FLC, FLRC, FLLW, FLLW/N (4x2)	10/07 →	397 / 540								
18.540 FLS, FLS/M, FLRS, FLRS/N, FLS, FLS/ N, FLRS, FLRS/N (4x2)	10/07 →	397 / 540								
18.680 FLS (4x2)	10/07 →	500 / 680								
24.360 FNLLW/N (6x2)	10/07 →	265 / 360								
24.360 FPLS, FPLRS (6x2)	10/07 →	265 / 360								
24.400 FNLLW/N (6x2)	10/07 →	294 / 400								
24.400 FPLS, FPLRS (6x2)	10/07 →	294 / 400								
24.440 FNLLW/N (6x2)	10/07 →	324 / 440								
24.440 FNLLW/N (6x2)	10/12 →	324 / 440								
24.440 FPLS, FPLRS (6x2)	10/07 →	324 / 440								
24.440 FPLS, FPLRS (6x2)	10/07 →	324 / 440								
24.480 FNLLW/N (6x2)	10/07 →	353 / 480								
24.480 FPLS, FPLRS (6x2)	10/07 →	353 / 480								
24.540 FNLLW/N (6x2)	02/09 →	397 / 540								
24.540 FPLS, FPLRS (6x2)	10/07 →	397 / 540								
26.320 FNLS, FNLLS, FNLS (6x2)	10/07 →	235 / 320								
26.360 FDC, FDC/M, FDLC, FDC, FDC/M, FDLRC, FNHLC (6x4)	07/08 →	265 / 360								
26.360 FDHLC (6x6)	10/07 →	265 / 360								
26.360 FDHLS (6x6)	10/07 →	265 / 360								
26.360 FDLRS, FDL, FDRS, FDS, FNHLS, FPHLS, FVHLS (6x4)	10/07 →	265 / 360								
26.360 FNHLC (6x4)	10/07 →	265 / 360								
26.360 FNHLS (6x4)	12/07 →	265 / 360								
26.360 FNLC, FNLC, FNLLC, FNLLRC, FNLLW (6x2)	10/07 →	265 / 360								
26.360 FNLS, FNLLS, FNLS, FNLLRS, FPLS, FPLRS, FVLS (6x2/2/4)	10/07 →	265 / 360								
26.360 FVHLS (6x4)	05/08 →	265 / 360								
26.400 FDC, FDC/M, FDLC, FDC, FDC/M, FDLRC, FNHLC (6x4)	07/08 →	294 / 400								
26.400 FDHLC (6x6)	10/07 →	294 / 400								
26.400 FDHLS (6x6)	10/07 →	294 / 400								
26.400 FDLRS, FDL, FDRS, FDS, FNHLS, FPHLS, FVHLS (6x4)	12/07 →	294 / 400								
26.400 FNHLC (6x4)	12/07 →	294 / 400								
26.400 FNHLS (6x4)	12/07 →	294 / 400								
26.400 FNLC, FNLC, FNLLC, FNLLRC, FNLLW (6x2)	10/07 →	294 / 400								
26.400 FNLS, FNLLS, FNLS, FNLLRS, FPLS, FPLRS, FVLS (6x2/2/4)	10/07 →	294 / 400								
26.400 FPHLS (6x4)	05/08 →	294 / 400								
26.400 FVHLS (6x4)	05/08 →	294 / 400								
26.440 FDC, FDC/M, FDLC, FDC, FDC/M, FDLRC, FNHLC (6x4)	07/08 →	324 / 440								
26.440 FDC, FDC/M, FDLC, FDC, FDC/M, FDLRC, FNHLC (6x4)	10/12 →	324 / 440								
26.440 FDHLC (6x6)	09/07 →	324 / 440								
26.440 FDHLS (6x6)	10/07 →	324 / 440								
26.440 FDK, FDLK (6x4)	01/14 →	324 / 440								
26.440 FDLRS, FDL, FDRS, FDS, FNHLS, FPHLS, FVHLS (6x4)	12/07 →	324 / 440								
26.440 FDLRS, FDL, FDRS, FDS, FNHLS, FPHLS, FVHLS (6x4)	10/12 →	324 / 440								
26.440 FNHLC (6x4)	12/07 →	324 / 440								
26.440 FNHLS (6x4)	12/07 →	324 / 440								
26.440 FNLC, FNLC, FNLLC, FNLLRC, FNLLW (6x2)	10/07 →	324 / 440								
26.440 FNLC, FNLC, FNLLC, FNLLRC, FNLLW (6x2)	10/12 →	324 / 440								
26.440 FNLC, FNLC, FNLLC, FNLLRC, FNLLW (6x2)	10/12 →	324 / 440								
26.440 FNLS, FNLLS, FNLS, FNLLRS, FPLS, FPLRS, FVLS (6x2/2/4)	10/07 →	324 / 440								
26.440 FNLS, FNLLS, FNLS, FNLLRS, FPLS, FPLRS, FVLS (6x2/2/4)	10/12 →	324 / 440								
26.440 FPHLS (6x4)	05/08 →	324 / 440								
26.440 FPLRS (6x2)	07/08 →	324 / 440								
26.440 FVHLS (6x4)	05/08 →	324 / 440								
26.480 FDC, FDC/M, FDLC, FDC, FDC/M, FDLRC, FNHLC (6x4)	07/08 →	353 / 480								
26.480 FDHLC (6x6)	09/07 →	353 / 480								
26.480 FDHLS (6x6)	10/07 →	353 / 480								
26.480 FDK, FDLK (6x4)	12/07 →	353 / 480								

I - M



kW / hp



MAN

MAN

TGX 09/07 →

26.480 FDLRS, FDLS, FDRS, FDS, FNHLS, FPMLS, FVHLS (6x4)	12/07→	353 / 480		CVP020K 29202	[o] 247.7 x 109.7 x 30 Knorr SB 7000			CVP020K 29202	[o] 247.7 x 109.7 x 30 Knorr SB 7000	
26.480 FNHLC (6x4)	12/07→	353 / 480		CVP112K 29279	[o] 217.5 x 107.6 x 30.8 Wabco Maxx 22			CVP112K 29279	[o] 217.5 x 107.6 x 30.8 Wabco Maxx 22	
26.480 FNLC, FNLR, FNLLC, FNLLRC, FNLLW (6x2)	10/07→	353 / 480		CVD544	ø 432 x 45 x 135	⊕ rim 10 hole		CVD544	ø 432 x 45 x 135	⊕ rim 10 hole
26.480 FNLS, FNLLS, FNLR, FNLLRS, FNLLRS, FPLS, FPLRS, FVLS (6x2/2/4)	10/07→	353 / 480		CVD579	ø 432 x 45 x 130	⊕ rim 12 hole		CVD579	ø 432 x 45 x 130	⊕ rim 12 hole
26.480 FPMLS (6x4)	05/08→	353 / 480		CVD612	ø 432 x 45 x 135	⊕ rim 10 hole		CVD612	ø 432 x 45 x 135	⊕ rim 10 hole
26.480 FVHLS (6x4)	05/08→	353 / 480								
26.540 FDC, FDC/M, FDLC, FDR, FDR/M, FDLRC (6x4)	02/09→	397 / 540								
26.540 FDLRS, FDLS, FDRS, FDS, FVHLS (6x4)	02/09→	397 / 540								
26.540 FDLRS, FDLS, FDRS, FDS, FVHLS (6x4)	10/12→	397 / 540								
26.540 FNLC, FNLR, FNLLC, FNLLRC, FNLLW (6x2)	10/07→	397 / 540								
26.540 FNLS, FNLR, FNLLS, FNLLRS, FNLLRS, FPLS, FPLRS, FVLS (6x2/2/4)	10/07→	397 / 540								
27.440 FNS (8x4/4)	10/12→	324 / 440								
28.360 FNLC (6x2)	10/07→	265 / 360								
28.360 FNLS (6x2)	10/07→	265 / 360								
28.400 FNLC (6x2)	10/07→	294 / 400								
28.400 FNLS (6x2)	10/07→	294 / 400								
28.440 FDS (6x4)	10/12→	324 / 440								
28.440 FNLC (6x2)	10/07→	324 / 440								
28.440 FNLC (6x2)	10/12→	324 / 440								
28.440 FNLS (6x2)	10/07→	324 / 440								
28.440 FNLS (6x2)	10/12→	324 / 440								
28.480 FNLC (6x2)	10/07→	353 / 480								
28.480 FNLS (6x2)	10/07→	353 / 480								
28.540 FNLC (6x2)	10/07→	397 / 540								
28.540 FNLS (6x2)	02/09→	397 / 540								
32.440 FDC, FDLC, FDLRC, FDR (6x4)	10/07→	265 / 360								
33.360 FDC, FDC/M, FDLC, FDLRC (6x4)	10/07→	265 / 360								
33.360 FDS, FDS/M, FDLS, FDS/M (6x4)	10/07→	265 / 360								
33.400 FDC, FDC/M, FDLC, FDLRC, FDR (6x4)	10/07→	294 / 400								
33.400 FDS, FDS/M, FDLS, FDS/M (6x4)	10/07→	294 / 400								
33.440 FDC, FDC/M, FDLC, FDLRC, FDR (6x4)	10/07→	324 / 440								
33.440 FDC, FDC/M, FDLC, FDLRC, FDR (6x4)	09/09→	324 / 440								
33.440 FDK, FDLK (6x4)	01/14→	324 / 440								
33.440 FDS, FDS/M, FDLS, FDS/M (6x4)	10/07→	324 / 440								
33.440 FDS, FDS/M, FDLS, FDS/M (6x4)	10/12→	324 / 440								
33.480 FDC, FDC/M, FDLC, FDLRC, FDR (6x4)	10/07→	353 / 480								
33.480 FDK, FDLK (6x4)	01/14→	353 / 480								
33.480 FDS, FDS/M, FDLS, FDS/M (6x4)	10/07→	353 / 480								
33.540 FDC, FDC/M, FDLC, FDLRC, FDR (6x4)	10/07→	397 / 540								
33.540 FDS, FDS/M, FDLS, FDS/M (6x4)	10/07→	397 / 540								
33.680 FDLC (6x4)	10/07→	500 / 680								
33.680 FDLS (6x4)	10/07→	500 / 680								
35.360 FDNLC (8x4/4)	06/08→	265 / 360								
35.400 FDNLC (8x4/4)	06/08→	294 / 400								
35.440 FDNLC (8x4/4)	06/08→	324 / 440								
35.440 FDNLC (8x4/4)	06/08→	324 / 440								
35.480 FDNLC (8x4/4)	06/08→	353 / 480								
35.540 FDNLC (8x4/4)	06/08→	397 / 540								
41.540 FVDS, FVDLS (8x4/4)	06/08→	397 / 540								
41.680 FVDS, FVDLS (8x4/4)	10/07→	500 / 680								

ÜL 09/89 →

ÜL 242 (4x2)	09/89→03/93	177 / 241		MB74752S7113 19706	W 163 x iaL 173,7 x ø 410			MB76772S7100 19707	W 222 x iaL 173,7 x ø 410	
ÜL 272 (4x2)	03/93→	198 / 270		8 x 18	ø 8 x L 18	72x		MB76772S7113 19707	W 222 x iaL 173,7 x ø 410	
ÜL 292 (4x2)	09/89→03/93	213-222 / 290-302						8 x 18	ø 8 x L 18	72x
ÜL 312, ÜL 322 (4x2)	04/92→09/96	228-235 / 310-320		CVP013K 29030	[o] 249.6 x 118.4 x 28.2 Meritor D-3	disc-th.45 mm→ →disc-th.41 mm		CVP013K 29030	[o] 249.6 x 118.4 x 28.2 Meritor D-3	disc-th.45 mm→ →disc-th.41 mm
ÜL 313 (4x2)	09/96→	228 / 310		CVP018K 29053	[o] 249.6 x 118.4 x 30.2 Meritor D-3	disc-th.41 mm→ →disc-th.38 mm		CVP018K 29053	[o] 249.6 x 118.4 x 30.2 Meritor D-3	disc-th.41 mm→ →disc-th.38 mm
ÜL 353 (4x2)	06/97→	257 / 350		WIK519	L 358 / 307	2x		WIK519	L 358 / 307	2x
				WIK532	L 405 / 350			WIK532	L 405 / 350	
				WIK534	L 275			WIK534	L 275	



kW / hp



MCV Corporate Group

MCV Corporate Group

EVOLUTION 01/04 →

C124RLE 01/04 →	CVP020KPSV 29087	[o] 247.7 x 109.7 x 30 Knorr SB 7000	CVP020KPSV 29087	[o] 247.7 x 109.7 x 30 Knorr SB 7000
--------------------	----------------------------	---	----------------------------	---

MENARINI

MENARINI

Avancity 01/00 →

Avancity L, N (4x2) 01/00 → 205 / 279	CVP081 29150	[o] 245 x 120 x 30	CVP081 29150	[o] 245 x 120 x 30
--	------------------------	--------------------	------------------------	--------------------

M - Series 01/98 →

M 240L, LI, N (4x2) 01/98 → 205 / 279	CVP081 29150	[o] 245 x 120 x 30	CVP081 29150	[o] 245 x 120 x 30
M 340 S, U (4x2) 01/98 → 240 / 326	CVP081 29150	[o] 245 x 120 x 30	CVP081 29150	[o] 245 x 120 x 30

MERCEDES-BENZ

MERCEDES-BENZ

19 t - Series 01/69 → 12/73

1921 L, LK, LS (BM 349) 01/69 → 12/73		MP322S7100 19495	W 183 x iaL 178,0 x ø 410	818018 →
1924 L, LK, LS (BM 346) 01/69 → 12/73		MP322S7115 19495	W 183 x iaL 178,0 x ø 410	818018 →
1924 LP, LPS (BM 336) 01/69 → 12/73		8 x 18	ø 8 x L 18	818018 → 64x
1926 LP, LPS (BM 363) 01/71 → 12/73		MP322S7100 19495	W 183 x iaL 178,0 x ø 410	
1932 LP, LPS (BM 363) 01/71 → 12/73		MP322S7115 19495	W 183 x iaL 178,0 x ø 410	
		8 x 18	ø 8 x L 18	64x

20 t - Series 01/73 → 12/91

2032 LPS (6x2) (BM 363) 01/73 → 12/91		MP322S7100 19495	W 183 x iaL 178,0 x ø 410	815017 →
		MP322S7115 19495	W 183 x iaL 178,0 x ø 410	815017 →
		8 x 18	ø 8 x L 18	815017 → 64x

22 t - Series 01/73 → 12/91

2226 LP, LPB (6x4) (BM 363) 01/73 → 12/91		MP312S7100 19494	W 163 x iaL 178,0 x ø 410	886512 →
2226 LPK, LPS (6x4) (BM 363) 01/73 → 12/91		MP312S7115 19494	W 163 x iaL 178,0 x ø 410	886512 →
2232 LP, LPK, LPS (6x4) (BM 363) 01/73 → 12/91				
2226 LP (6x2) (BM 363) 01/73 → 12/91		MP322S7100 19495	W 183 x iaL 178,0 x ø 410	
2232 LP (CH.886512) (6x2) (BM 363) 01/73 → 12/91		MP322S7115 19495	W 183 x iaL 178,0 x ø 410	
		8 x 18	ø 8 x L 18	64x

406 - 608 01/65 → 12/78

L 406 - 608 D 01/65 → 12/78	MB94951S7115 15580	W 98 x iaL 244,4 x ø 304	MB94951S7115 15580	W 98 x iaL 244,4 x ø 304
--------------------------------	------------------------------	--------------------------	------------------------------	--------------------------

407 D - 508 D (T1-Series/T2-Series) 01/82 → 12/94

407 D 01/82 → 12/94			MB80812S7121 15030	W 79 x iaL 242,7 x ø 270
409 D 01/82 → 12/94				
410 D 01/82 → 12/94				
508 D 01/82 → 12/94				

410 - 613 (T1-Series/T2-Series) 01/70 → 12/94

410 01/70 → 12/94			MB80812S7121 15030	W 79 x iaL 242,7 x ø 270
507 D 01/70 → 12/94				

ACCELO 10/98 →

1016 (4x2) 01/12 → 115 / 156	CVP035K 29183	173.6 x 84 x 34 Knorr SB 5000	CVP035K 29183	173.6 x 84 x 34 Knorr SB 5000
710 (4x2) 05/03 → 80 / 109				
715 C (4x2) 05/03 → 115 / 156				
815 (4x2) 01/12 → 110-115 / 150-156				
914 C (4x2) 10/98 → 100 / 136				
915, 915 C (4x2) 05/03 → 110-112 / 150-152				

ACTROS 04/96 → 10/02

1831, 1831 L (4x2) 04/96 → 10/02 230 / 313	CVP020K 29202	[o] 247.7 x 109.7 x 30 Knorr SB 7000	CVP020K 29202	[o] 247.7 x 109.7 x 30 Knorr SB 7000
1831 S, 1831 LS (4x2) 04/96 → 10/02 230 / 313				
1835, 1835 L (4x2) 04/96 → 10/02 260 / 354				
1835 S, 1835 LS (4x2) 04/96 → 10/02 260 / 354			MP362S7100 19496	W 223 x iaL 178,0 x ø 410
1840, 1840 L (4x2) 04/96 → 10/02 290 / 394				
1840 S, 1840 LS (4x2) 04/96 → 10/02 290 / 394			MP362S7115 19496	W 223 x iaL 178,0 x ø 410
1843, 1843 L (4x2) 04/96 → 10/02 315 / 428				
1843 S, 1843 LS (4x2) 04/96 → 10/02 315 / 428				
1846 S, 1846 LS (4x2) 10/98 → 335 / 456			8 x 18	ø 8 x L 18 64x
1848, 1848 L (4x2) 04/96 → 10/02 350 / 476				
1848 S, 1848 LS (4x2) 04/96 → 10/02 350 / 476				
1853, 1853 L (4x2) 04/96 → 10/02 390 / 530				
1853 S, 1853 LS (4x2) 04/96 → 10/02 390 / 530				
1857 L (4x2) 04/97 → 10/02 420 / 571				
1857 LS (4x2) 04/97 → 10/02 420 / 571				
2031 (4x2) 04/97 → 10/02 230 / 313				
2031 S (4x2) 04/97 → 10/02 230 / 313				
2035 S (4x2) 04/96 → 10/02 260 / 354				
			CVD552	ø 430 x 45 x 132 see techn. info.
			CVD670	ø 430 x 45 x 144 see techn. info.



kW / hp

**MERCEDES-BENZ****MERCEDES-BENZ****ACTROS** **04/96→10/02**

2040 (4x2)	09/96→10/02	290 / 394	CVP020K 29202	[o] 247.7 x 109.7 x 30 Knorr SB 7000		CVP020K 29202	[o] 247.7 x 109.7 x 30 Knorr SB 7000	
2040 S (4x2)	04/96→10/02	290 / 394						
2053 S (4x2)	04/96→10/02	390 / 530						
2631, 2631 L (6x4)	04/96→10/02	230 / 313	MP322S7100 19495	W 183 x iaL 178,0 x ø 410		MP362S7100 19496	W 223 x iaL 178,0 x ø 410	
2631 B (6x4)	04/97→10/02	230 / 313						
2631 K (6x4)	04/97→10/02	230 / 313						
2635, 2635 L (6x4)	04/96→10/02	260 / 354	MP322S7115 19495	W 183 x iaL 178,0 x ø 410		MP362S7115 19496	W 223 x iaL 178,0 x ø 410	
2635 B (6x4)	04/97→10/02	260 / 354						
2635 K, 2635 LK (6x4)	04/97→10/02	260 / 354			64x	8 x 18	ø 8 x L 18	64x
2640, 2640 L (6x4)	04/96→10/02	290 / 394						
2640 B (6x4)	04/97→10/02	290 / 394	CVD552	ø 430 x 45 x 132	see techn. info.	CVD552	ø 430 x 45 x 132	
2640 K, 2640 LK (6x4)	04/97→10/02	290 / 394						
2640 S, 2640 LS (6x4)	09/96→10/02	290 / 394						
2643, 2643 L (6x4)	04/96→10/02	315 / 428	CVD670	ø 430 x 45 x 144	see techn. info.			
2643 B (6x4)	04/97→10/02	315 / 428						
2643 K, 2643 LK (6x4)	04/97→10/02	315 / 428						
2643 S, 2643 LS (6x4)	04/97→10/02	315 / 428						
2646 B (6x4)	10/97→	335 / 456						
2646 S, 2646 LS (6x4)	10/97→	335 / 456						
2648, 2648 L (6x4)	04/96→10/02	350 / 476						
2648 K, 2648 LK (6x4)	04/97→10/02	350 / 476						
2648 S, 2648 LS (6x4)	09/96→10/02	350 / 476						
2648 K, 2648 LK (6x4)	10/97→	355 / 483						
2648 S, 2648 LS (6x4)	10/97→	355 / 483						
2650 S, 2650 LS (6x4)	10/97→	370 / 503						
2653, 2653 L (6x4)	04/96→10/02	390 / 530						
2653 K, 2653 LK (6x4)	04/97→10/02	390 / 530						
2653 S, 2653 LS (6x4)	09/96→10/02	390 / 530						
2657 K, 2657 LK (6x4)	04/97→10/02	420 / 571						
3231 B (8x4/4)	04/97→10/02	230 / 313						
3235 B (8x4/4)	04/97→10/02	260 / 354						
3240 (8x4/4)	04/97→10/02	290 / 394						
3240 B (8x4/4)	04/97→10/02	290 / 394						
3243 (8x4/4)	04/97→10/02	315 / 428						
3243 B (8x4/4)	04/97→10/02	315 / 428						
3246 B (8x4/4)	10/97→	335 / 456						
3331 (6x4)	04/97→10/02	230 / 313						
3331 B (6x4)	04/97→10/02	230 / 313						
3331 K (6x4)	04/97→10/02	230 / 313						
3331 S (6x4)	04/97→10/02	230 / 313						
3335 (6x4)	04/97→10/02	260 / 354						
3335 B (6x4)	04/97→10/02	260 / 354						
3335 K (6x4)	04/97→10/02	260 / 354						
3335 S (6x4)	04/97→10/02	260 / 354						
3336 S (6x4)	10/97→	265 / 360						
3340 (6x4)	04/97→10/02	290 / 394						
3340 B (6x4)	04/97→10/02	290 / 394						
3340 K (6x4)	04/97→10/02	290 / 394						
3340 S (6x4)	04/97→10/02	290 / 394						
3341 S (6x4)	10/97→	300 / 408						
3343 (6x4)	04/97→10/02	315 / 428						
3343 K (6x4)	04/97→10/02	315 / 428						
3343 S (6x4)	04/97→10/02	315 / 428						
3346 (6x4)	04/97→10/02	335 / 456						
3346 K (6x4)	10/97→	335 / 456						
3346 S (6x4)	10/97→	335 / 456						
3348 (6x4)	04/97→10/02	350 / 476						
3348 K (6x4)	04/97→10/02	350 / 476						
3348 S (6x4)	04/97→10/02	350 / 476						
3350 K (6x4)	10/97→	370 / 503						
3350 S (6x4)	10/97→	370 / 503						
3353 (6x4)	04/97→10/02	390 / 530						
3353 S (6x4)	04/97→10/02	390 / 530						
3357 (6x4)	04/97→10/02	420 / 571						
3357 S (6x4)	04/97→10/02	420 / 571						
4140 B (8x4/4)	04/97→10/02	290 / 394						
1831 AK (4x4)	04/97→10/02	230 / 313	MP322S7100 19495	W 183 x iaL 178,0 x ø 410		MP362S7100 19496	W 223 x iaL 178,0 x ø 410	
1835 AK (4x4)	04/97→10/02	260 / 354						
1840 AK (4x4)	04/97→10/02	290 / 394						
1843 AK (4x4)	04/97→10/02	315 / 428						
1846 AK (4x4)	04/97→10/03	335 / 456	MP322S7115 19495	W 183 x iaL 178,0 x ø 410		MP362S7115 19496	W 223 x iaL 178,0 x ø 410	
1848 AK (4x4)	04/97→10/02	350 / 476						
1850 AK (4x4)	10/97→	370 / 503						
2031 A (4x4)	04/97→10/02	230 / 313	8 x 18	ø 8 x L 18	64x	8 x 18	ø 8 x L 18	64x
2031 AK (4x4)	09/96→10/02	230 / 313						
2031 AS (4x4)	04/96→10/02	230 / 313						
2035 A (4x4)	04/97→10/02	260 / 354						
2040 AK (4x4)	09/96→10/02	290 / 394						
2040 AS (4x4)	04/96→10/02	290 / 394						
2043 AS (4x4)	04/96→10/02	315 / 428						
2046 AS (4x4)	10/96→	335 / 456						
2048 AS (4x4)	04/96→10/02	350 / 476						
2050 AS (4x4)	10/96→	370 / 503						
3231 K (8x4/4)	04/97→10/02	230 / 313						
3235 K (8x4/4)	04/97→10/02	260 / 354						
3240 K (8x4/4)	04/97→10/02	290 / 394						
3243 K (8x4/4)	04/97→10/02	315 / 428						
3246 K (8x4/4)	10/97→	335 / 456						
3331 A (6x6)	04/97→10/02	230 / 313						
3331 AK (6x6)	04/97→10/02	230 / 313						
3331 AS (6x6)	04/97→10/02	230 / 313						
3335 AK (6x6)	10/97→10/03	260 / 354						
3340 A (6x6)	04/97→10/02	290 / 394						
3340 AK (6x6)	04/97→10/02	290 / 394						
3340 AS (6x6)	04/97→10/02	290 / 394						
3343 AK (6x6)	04/97→10/02	315 / 428						
3343 AS (6x6)	04/97→10/02	315 / 428						
3346 AK (6x6)	10/97→	335 / 456						
3346 AS (6x6)	10/97→	335 / 456						
3348 AK (6x6)	04/97→10/02	350 / 476						
3348 AS (6x6)	04/97→10/02	350 / 476						



kW / hp

**MERCEDES-BENZ****MERCEDES-BENZ****ACTROS** **04/96 → 10/02**

3350 AK (6x6)	10/97 →	370 / 503		MP322S7100 19495	W 183 x iaL 178,0 x ø 410		MP362S7100 19496	W 223 x iaL 178,0 x ø 410		
3350 AS (6x6)	10/97 →	370 / 503								
3353 AS (6x6)	04/97 → 10/02	390 / 530		MP322S7115 19495	W 183 x iaL 178,0 x ø 410		MP362S7115 19496	W 223 x iaL 178,0 x ø 410		
4140 AK (8x8/4)	04/97 → 10/02	290 / 394								
4140 K (8x6/4)	04/97 → 10/02	290 / 394								
4143 AK (8x8/4)	04/97 → 10/02	315 / 428		8 x 18	ø 8 x L 18	64x		8 x 18	ø 8 x L 18	64x
4143 K (8x4/4)	04/97 → 10/02	315 / 428								
4143 K (8X6/4)	04/97 → 10/02	315 / 428								
4146 AK (8x8/4)	10/97 →	335 / 456								
4146 K (8x4/4)	10/97 →	335 / 456								
4148 AK (8x8/4)	04/97 → 10/02	350 / 476								
4148 K (8x4/4)	04/97 → 10/02	350 / 476								
4148 K (8X6/4)	04/97 → 10/02	350 / 476								
1831 K (4x2)	04/97 → 10/02	230 / 313		CVP020K 29202	[o] 247.7 x 109.7 x 30 Knorr SB 7000			MP362S7100 19496	W 223 x iaL 178,0 x ø 410	
1835 K (4x2)	04/97 → 10/02	260 / 354								
1840 K (4x2)	04/97 → 10/02	290 / 394		MP322S7100 19495	W 183 x iaL 178,0 x ø 410			MP362S7115 19496	W 223 x iaL 178,0 x ø 410	
1843 K (4x2)	04/97 → 10/02	315 / 428								
1848 K (4x2)	04/97 → 10/02	350 / 476		MP322S7115 19495	W 183 x iaL 178,0 x ø 410			8 x 18	ø 8 x L 18	64x
2031 K (4x2)	04/97 → 10/02	230 / 313								
				8 x 18	ø 8 x L 18	64x				
				CVD552	ø 430 x 45 x 132	see techn. info.				
				CVD670	ø 430 x 45 x 144	see techn. info.				
2531, 2531 L (6x2/2/4)	09/96 → 10/02	230 / 313		CVP020K 29202	[o] 247.7 x 109.7 x 30 Knorr SB 7000			CVP020K 29202	[o] 247.7 x 109.7 x 30 Knorr SB 7000	
2540, 2540 L (6x2)	09/96 → 10/02	290 / 394								
2543, 2543 L (6x2)	09/96 → 10/02	315 / 428		MP322S7100 19495	W 183 x iaL 178,0 x ø 410			CVD552	ø 430 x 45 x 132	
2548, 2548 L (6x2)	09/96 → 10/02	350 / 476		MP322S7115 19495	W 183 x iaL 178,0 x ø 410					
2553, 2553 L (6x2)	09/96 → 10/02	390 / 530								
				8 x 18	ø 8 x L 18	64x				
				CVD552	ø 430 x 45 x 132	see techn. info.				
				CVD670	ø 430 x 45 x 144	see techn. info.				
2531 LS (6x2/4)	09/96 → 10/02	230 / 313		CVP020K 29202	[o] 247.7 x 109.7 x 30 Knorr SB 7000			CVP020K 29202	[o] 247.7 x 109.7 x 30 Knorr SB 7000	
2535 L (6x2/2/4)	09/96 → 10/02	260 / 354								
2535 LS (6x2/4)	09/96 → 10/02	260 / 354		CVD552	ø 430 x 45 x 132	see techn. info.		CVD552	ø 430 x 45 x 132	
2540 LS (6x2/4)	09/96 → 10/02	290 / 394								
2543 LS (6x2/4)	09/96 → 10/02	315 / 428		CVD670	ø 430 x 45 x 144	see techn. info.				
2546 LS (6x2/4)	10/97 →	335 / 456								
2548 LS (6x2/4)	09/96 → 10/02	350 / 476								
2553 LS (6x2/4)	09/96 → 10/02	390 / 530								
2657 L (6x2)	09/96 → 10/02	420 / 571								
2657 L (6x4)	04/97 → 10/02	420 / 571								
2657 S, 2657 LS (6x4)	04/97 → 10/02	420 / 571								
2665 LS (6x4)	10/02 →	480 / 653								
3235 (8x4/4)	04/97 → 10/02	260 / 354								
3340 B (8x4/4)	04/97 → 10/02	290 / 394								
3343 B (8x4/4)	04/97 → 10/02	315 / 428								
4140 K (8x4/4)	04/97 → 10/02	290 / 394		MP322S7100 19495	W 183 x iaL 178,0 x ø 410			CVP020K 29202	[o] 247.7 x 109.7 x 30 Knorr SB 7000	
				MP322S7115 19495	W 183 x iaL 178,0 x ø 410			MP362S7100 19496	W 223 x iaL 178,0 x ø 410	
				8 x 18	ø 8 x L 18	64x		MP362S7115 19496	W 223 x iaL 178,0 x ø 410	
								8 x 18	ø 8 x L 18	64x
								CVD552	ø 430 x 45 x 132	

ACTROS MP2 / MP3 **10/02 →**

1831 AK (4x4)	04/03 →	230 / 313		MP322S7100 19495	W 183 x iaL 178,0 x ø 410		MP362S7100 19496	W 223 x iaL 178,0 x ø 410		
1832 AK (4x4)	04/03 →	235 / 320								
1835 AK (4x4)	04/03 →	260 / 354		MP322S7115 19495	W 183 x iaL 178,0 x ø 410			MP362S7115 19496	W 223 x iaL 178,0 x ø 410	
1836 A (4x4)	10/02 →	265 / 360								
1836 AK (4x4)	04/03 →	265 / 360								
1840 AK (4x4)	04/03 →	290 / 394		8 x 18	ø 8 x L 18	64x		8 x 18	ø 8 x L 18	64x
1841 AK (4x4)	04/03 →	300 / 408								
1844 AK (4x4)	04/03 →	315-320 / 428-435								
1846 AK (4x4)	04/03 →	335 / 456								
1848 AK (4x4)	04/03 →	350 / 476								
1848 AK (4x4)	04/03 →	350 / 476								
1850 AK, 1851 AK (4x4)	04/03 →	370-375 / 503-510								
1851 A (4x4)	04/03 →	370-375 / 503-510								
2032 A, AE (4x4)	04/03 →	230-235 / 313-320								
2032 AK (4x4)	04/03 →	230-235 / 313-320								
2032 AS (4x4)	04/03 →	230-235 / 313-320								
2036 A, AE (4x4)	04/03 →	260-265 / 354-360								
2036 AK (4x4)	04/03 →	260-265 / 354-360								
2036 AS (4x4)	04/03 →	260-265 / 354-360								

I - M



kW / hp

**MERCEDES-BENZ****MERCEDES-BENZ****ACTROS MP2 / MP3** **10/02** →












2041 AK (4x4)	04/03→	290-300 / 394-408	MP322S7100 19495	W 183 x iaL 178,0 x ø 410		MP362S7100 19496	W 223 x iaL 178,0 x ø 410	
2041 AS (4x4)	04/03→	290-300 / 394-408	MP322S7115 19495	W 183 x iaL 178,0 x ø 410		MP362S7115 19496	W 223 x iaL 178,0 x ø 410	
2044 AK (4x4)	04/03→	315-320 / 428-435	8 x 18	ø 8 x L 18	64x	8 x 18	ø 8 x L 18	64x
2044 AS (4x4)	04/03→	315-320 / 428-435						
2046 AK (4x4)	04/03→	335 / 456						
2046 AS (4x4)	04/03→	335 / 456						
2048 AK (4x4)	04/03→	350 / 476						
2048 AS (4x4)	04/03→	350 / 476						
2048 AS (4x4)	04/03→	350 / 476						
2051 AS (4x4)	04/03→	375 / 510						
2732 AE (6x6)	06/08→	235 / 320						
2732 AKE (6x6)	06/08→	235 / 320						
2736 AE (6x6)	06/08→	265 / 360						
2736 AKE (6x6)	06/08→	265 / 360						
2741 AE (6x6)	06/08→	300 / 408						
2741 AKE (6x6)	06/08→	300 / 408						
2744 AE (6x6)	06/08→	320 / 435						
2744 AKE (6x6)	06/08→	320 / 435						
2746 AE (6x6)	06/08→	335 / 456						
2746 AKE (6x6)	06/08→	335 / 456						
2748 AE (6x6)	06/08→	350 / 476						
2748 AKE (6x6)	06/08→	350 / 476						
3331 A, 3332 A (6x6)	04/03→	230-235 / 313-320						
3331 AK, 3332 AK (6x6)	04/03→	230-235 / 313-320						
3332 AK (6x6)	04/03→	235 / 320						
3332 AKE (6x6)	04/03→	235 / 320						
3332 AS (6x6)	04/03→	235 / 320						
3335 A (6x6)	04/03→	260 / 354						
3336 A (6x6)	04/03→	265 / 360						
3336 AK (6x6)	04/03→	260-265 / 354-360						
3336 AKE (6x6)	04/03→	260-265 / 354-360						
3336 AS (6x6)	04/03→	265 / 360						
3339 A (6x6)	04/03→	290 / 394						
3339 AK (6x6)	04/03→	290 / 394						
3341 A (6x6)	04/03→	300 / 408						
3341 AK (6x6)	04/03→	300 / 408						
3341 AKE (6x6)	04/03→	300 / 408						
3341 AS (6x6)	04/03→	300 / 408						
3343 AK (6x6)	04/03→	315 / 428						
3344 A (6x6)	04/03→	315-320 / 428-435						
3344 AK (6x6)	04/03→	320 / 435						
3344 AKE (6x6)	04/03→	320 / 435						
3344 AS (6x6)	04/03→	320 / 435						
3346 A (6x6)	04/03→	335 / 456						
3346 AK (6x6)	04/03→	335 / 456						
3346 AKE (6x6)	04/03→	335 / 456						
3346 AS (6x6)	04/03→	335 / 456						
3348 A (6x6)	04/03→	350 / 476						
3348 AK (6x6)	04/03→	350 / 476						
3348 AKE (6x6)	04/03→	350 / 476						
3348 AS (6x6)	04/03→	350 / 476						
3348 AS (6x6)	04/03→	350 / 476						
3348 AS (6x6)	04/03→	350 / 476						
3351 A (6x6)	06/08→	375 / 510						
3351 AK (6x6)	04/03→	370-375 / 503-510						
3351 AS (6x6)	04/03→	370-375 / 503-510						
3355 A (6x6)	04/03→	405 / 551						
3355 AK (6x6)	04/03→	405 / 551						
3355 AS (6x6)	04/03→	405 / 551						
3360 A (6x6)	04/03→	440 / 598						
3360 AK (6x6)	04/03→	440 / 598						
3365 A (6x6)	04/03→	480 / 653						
4140 AK (8x8/4)	04/03→	290-300 / 394-408						
4140 K (8x8/4)	04/03→	290-300 / 394-408						
4141 (8x4/4)	06/08→	300 / 408						
4141 AK (8x8/4)	04/03→	300 / 408						
4141 K (8x8/4)	04/03→	300 / 408						
4143 AK (8x8/4)	04/03→	315 / 428						
4143 K (8x8/4)	04/03→	315 / 428						
4144 AK (8x8/4)	04/03→	320 / 435						
4144 K (8x8/4)	04/03→	320 / 435						
4146 AK (8x8/4)	04/03→	335 / 456						
4146 K (8x8/4)	04/03→	335 / 456						
4148 AK (8x8/4)	04/03→	350 / 476						
4148 K (8x8/4)	04/03→	350 / 476						
4148 K (8x8/4)	04/03→	350 / 476						
4148 K (8x8/4)	04/03→	350 / 476						
4150 AK (8x8/4)	04/03→	370 / 503						
4150 K (8x8/4)	04/03→	370 / 503						
4151 AK (8x8/4)	04/03→	375 / 510						
4151 K (8x8/4)	04/03→	375 / 510						
4155 AK (8x8/4)	04/03→	405 / 551						
4160 AK (8x8/4)	04/03→	440 / 598						
4165 AK (8x8/4)	04/03→	480 / 653						
5041 AK (10x8/6)	06/08→	300 / 408						
5044 AK (10x8/6)	06/08→	320 / 435						
5046 AK (10x8/6)	06/08→	335 / 456						
5048 AK (10x8/6)	06/08→	350 / 476						

I - M



kW / hp

**MERCEDES-BENZ****MERCEDES-BENZ****ACTROS MP2 / MP3**  **10/02** →

1831 K (4x2)	04/03 →	230 / 313	 CVP020K	[o] 247.7 x 109.7 x 30		 CVP020K	[o] 247.7 x 109.7 x 30	
1832, L, LL (4x2)	04/03 →	235 / 320	29202	Knorr SB 7000		29202	Knorr SB 7000	
1832 K (4x2)	04/03 →	235 / 320	 MP322S7100	W 183 x iaL 178,0 x ø 410		 MP362S7100	W 223 x iaL 178,0 x ø 410	
1835 K (4x2)	04/03 →	260 / 354	19495			19496		
1836, L, LL (4x2)	04/03 →	265 / 360	 MP322S7115	W 183 x iaL 178,0 x ø 410		 MP362S7115	W 223 x iaL 178,0 x ø 410	
1836 K (4x2)	04/03 →	265 / 360	19495			19496		
1840 K (4x2)	04/03 →	290 / 394	 8 x 18	ø 8 x L 18	64x	 8 x 18	ø 8 x L 18	64x
1841, L, LL (4x2)	04/03 →	300 / 408	 CVD552	ø 430 x 45 x 132	see techn. info.	 CVD552	ø 430 x 45 x 132	
1841 A (4x4)	10/02 →	300 / 408						
1841 K (4x2)	04/03 →	300 / 408						
1841 L, LL (4x2)	04/03 →	300 / 408						
1844, L, LL (4x2)	04/03 →	320 / 435						
1844 A (4x4)	04/03 →	315-320 / 428-435	 CVD670	ø 430 x 45 x 144	see techn. info.			
1844 K (4x2)	04/03 →	315-320 / 428-435						
1846, L, LL (4x2)	04/03 →	335 / 456						
1846 A (4x4)	04/03 →	335 / 456						
1846 K (4x2)	04/03 →	335 / 456						
1848, L, LL (4x2)	04/03 →	350 / 476						
1848, L, LL (4x2)	04/03 →	350 / 476						
1848 A (4x4)	04/03 →	350 / 476						
1848 K (4x2)	04/03 →	350 / 476						
1848 K (4x2)	04/03 →	350 / 476						
1850, 1851, L, LL (4x2)	04/03 →	370-375 / 503-510						
1850, 1851 K (4x2)	04/03 →	370-375 / 503-510						
1854, L (4x2)	04/03 →	395-405 / 537-551						
1855, L, LL (4x2)	06/08 →	405 / 551						
2032 (4x2)	04/03 →	230-235 / 313-320						
2032 K (4x2)	04/03 →	230-235 / 313-320						
2032 S (4x2)	04/03 →	230-235 / 313-320						
2036 (4x2)	04/03 →	260-265 / 354-360						
2036 K (4x2)	04/03 →	260-265 / 354-360						
2036 S (4x2)	04/03 →	260-265 / 354-360						
2040 (4x2)	10/02 →	290 / 394						
2041 (4x2)	04/03 →	290-300 / 394-408						
2041 K (4x2)	04/03 →	290-300 / 394-408						
2041 S (4x2)	04/03 →	290-300 / 394-408						
2044 (4x2)	04/03 →	315-320 / 428-435						
2044 K (4x2)	04/03 →	315-320 / 428-435						
2044 S (4x2)	04/03 →	315-320 / 428-435						
2046 (4x2)	04/03 →	335 / 456						
2046 K (4x2)	04/03 →	335 / 456						
2046 S (4x2)	04/03 →	335 / 456						
2048 (4x2)	06/08 →	350 / 476						
2048 K (4x2)	04/03 →	350 / 476						
2048 S (4x2)	06/08 →	350 / 476						
2050 S (4x2)	04/03 →	370 / 503						
2051 S (4x2)	06/08 →	375 / 510						
2054 S (4x2)	04/03 →	395 / 537						
2055 S (4x2)	06/08 →	405 / 551						
2536 L, LL (6x2/4)	06/08 →	265 / 360						
2540 L, LL (6x2/4)	06/08 →	295 / 401						
2543 L, LL (6x2/4)	06/08 →	315 / 428						
2631 B (6x4)	04/03 →	230 / 313						
2631 K, LK (6x4)	04/03 →	230 / 313						
2632, L, LL (6x4)	04/03 →	235 / 320						
2632 B (6x4)	04/03 →	235 / 320						
2632 K, LK (6x4)	04/03 →	235 / 320						
2635 B (6x4)	04/03 →	260 / 354						
2635 K, LK (6x4)	04/03 →	260 / 354						
2636, L, LL (6x4)	04/03 →	265 / 360						
2636 B (6x4)	04/03 →	265 / 360						
2636 K, LK (6x4)	04/03 →	265 / 360						
2640 B (6x4)	04/03 →	290 / 394						
2640 K, LK (6x4)	04/03 →	290 / 394						
2641, L, LL (6x4)	04/03 →	300 / 408						
2641 B (6x4)	04/03 →	300 / 408						
2641 K, LK (6x4)	04/03 →	300 / 408						
2641 S, LS (6x4)	04/03 →	300 / 408						
2643 B (6x4)	04/03 →	315 / 428						
2643 K, LK (6x4)	04/03 →	315 / 428						
2644, L, LL (6x4)	04/03 →	320 / 435						
2644 B (6x4)	04/03 →	320 / 435						
2644 K, LK (6x4)	04/03 →	320 / 435						
2644 S, LS (6x4)	04/03 →	315-320 / 428-435						
2646, L, LL (6x4)	04/03 →	335 / 456						
2646 B (6x4)	04/03 →	335 / 456						
2646 K, LK (6x4)	04/03 →	335 / 456						
2646 S, LS (6x4)	04/03 →	335 / 456						
2648, L, LL (6x4)	04/03 →	350 / 476						
2648 B (6x4)	04/03 →	350-355 / 476-483						
2648 K, LK (6x4)	04/03 →	350 / 476						

I - M



kW / hp



MERCEDES-BENZ

MERCEDES-BENZ

ACTROS MP2 / MP3 10/02 →

2648 K, LK (6x4)	04/03 →	350-355 / 476-483	CVP020K 29202	[o] 247.7 x 109.7 x 30 Knorr SB 7000		CVP020K 29202	[o] 247.7 x 109.7 x 30 Knorr SB 7000	
2648 S, LS (6x4)	04/03 →	350 / 476	MP322S7100 19495	W 183 x iaL 178,0 x ø 410		MP362S7100 19496	W 223 x iaL 178,0 x ø 410	
2650, L, 2651, L, LL (6x4)	04/03 →	370-375 / 503-510	MP322S7115 19495	W 183 x iaL 178,0 x ø 410		MP362S7115 19496	W 223 x iaL 178,0 x ø 410	
2650 K, 2651 K, LK (6x4)	04/03 →	370-375 / 503-510	8 x 18	ø 8 x L 18	64x	8 x 18	ø 8 x L 18	64x
2650 S, LS (6x4)	04/03 →	370 / 503	CVD552	ø 430 x 45 x 132	see techn. info.	CVD552	ø 430 x 45 x 132	
2651 S, LS (6x4)	04/03 →	375 / 510	CVD670	ø 430 x 45 x 144	see techn. info.			
2653 K, LK (6x4)	04/03 →	390 / 530						
2654, L, 2655, L, LL (6x4)	04/03 →	395-405 / 537-551						
2654 K, LK, 2655 K, LK (6x4)	04/03 →	395-405 / 537-551						
2654 S, LS (6x4)	04/03 →	390-395 / 530-537						
2655 S, LS (6x4)	04/03 →	405 / 551						
2658 K, LK (6x4)	04/03 →	425 / 578						
2660 LK (6x4)	04/03 →	440 / 598						
3231 K, 3232 K (8x4/4)	04/03 →	230-235 / 313-320						
3235 K (8x4/4)	04/03 →	260 / 354						
3236 K (8x4/4)	04/03 →	265 / 360						
3236 L (8x4/4)	04/03 →	265 / 360						
3236 L (8x2/6)	06/08 →	265 / 360						
3240 K (8x4/4)	04/03 →	290 / 394						
3241 K (8x4/4)	04/03 →	300 / 408						
3243 K (8x4/4)	04/03 →	315 / 428						
3244 K (8x4/4)	04/03 →	320 / 435						
3246 K (8x4/4)	04/03 →	335 / 456						
3248 K (8x4/4)	04/03 →	350 / 476						
3250 (8x4/4)	04/03 →	370 / 503						
3255 L (8x4/4)	02/09 →	405 / 551						
3260 L (8x4/4)	02/09 →	440 / 598						
3331, 3332 (6x4)	04/03 →	230-235 / 313-320						
3331 B (6x4)	04/03 →	230 / 313						
3331 K (6x4)	04/03 →	230 / 313						
3331 S, 3332 S (6x4)	04/03 →	230-235 / 313-320						
3332 B (6x4)	04/03 →	235 / 320						
3332 K (6x4)	04/03 →	230-235 / 313-320						
3335 B (6x4)	04/03 →	260 / 354						
3335 K (6x4)	04/03 →	260 / 354						
3336 (6x4)	04/03 →	265 / 360						
3336 B (6x4)	04/03 →	265 / 360						
3336 K (8x4/4)	04/03 →	260-265 / 354-360						
3336 K (6x4)	04/03 →	265 / 360						
3336 S (6x4)	04/03 →	265 / 360						
3339 B (6x4)	04/03 →	290 / 394						
3339 K (6x4)	04/03 →	290 / 394						
3341 (6x4)	04/03 →	300 / 408						
3341 B (6x4)	04/03 →	300 / 408						
3341 K (6x4)	04/03 →	300 / 408						
3341 S (6x4)	04/03 →	300 / 408						
3343 B (6x4)	04/03 →	315 / 428						
3343 K (6x4)	04/03 →	315 / 428						
3344 (6x4)	04/03 →	315-320 / 428-435						
3344 B (6x4)	04/03 →	320 / 435						
3344 K (6x4)	04/03 →	320 / 435						
3344 S (6x4)	04/03 →	320 / 435						
3346 (6x4)	04/03 →	335 / 456						
3346 B (6x4)	04/03 →	335 / 456						
3346 K (6x4)	04/03 →	335 / 456						
3346 S (6x4)	04/03 →	335 / 456						
3348 (6x4)	04/03 →	350 / 476						
3348 (6x4)	04/03 →	350 / 476						
3348 B (6x4)	04/03 →	350 / 476						
3348 K (6x4)	04/03 →	350 / 476						
3348 K (6x4)	04/03 →	350 / 476						
3348 S (6x4)	04/03 →	350 / 476						
3348 S (6x4)	04/03 →	350 / 476						
3350, 3351 (6x4)	04/03 →	370-375 / 503-510						
3351 K (6x4)	04/03 →	370-375 / 503-510						
3351 S (6x4)	04/03 →	375 / 510						
3354, 3355 (6x4)	04/03 →	395-405 / 537-551						
3355 S (6x4)	04/03 →	405 / 551						
3358 (6x4)	04/03 →	425 / 578						
3358 K (6x4)	04/03 →	425 / 578						
3360 (6x4)	04/03 →	440 / 598						
3550 S (6x4)	06/09 →	370 / 503						
4036 K (6x4)	06/09 →	265 / 360						
4140 B (8x4/4)	04/03 →	290 / 394						
4140 K (8x4/4)	04/03 →	290-300 / 394-408						
4141 B (8x4/4)	04/03 →	300 / 408						
4141 B (8x2/4)	06/08 →	300 / 408						
4141 K (8x4/4)	04/03 →	300 / 408						
4143 B (8x4/4)	04/03 →	315 / 428						
4144 B (8x4/4)	04/03 →	320 / 435						
4144 B (8x2/4)	06/08 →	320 / 435						
4144 K (8x4/4)	04/03 →	315-320 / 428-435						
4144 K (8x4/4)	04/03 →	320 / 435						
4146 B (8x4/4)	04/03 →	335 / 456						

I-M



kW / hp



MERCEDES-BENZ

MERCEDES-BENZ

ACTROS MP2 / MP3 10/02 →

4146 B (8x2/4)	06/08 →	335 / 456	CVP020K 29202	[o] 247.7 x 109.7 x 30 Knorr SB 7000		CVP020K 29202	[o] 247.7 x 109.7 x 30 Knorr SB 7000	
4146 K (8x4/4)	04/03 →	335 / 456						
4148 B (8x4/4)	04/03 →	350 / 476						
4148 B (8x2/4)	06/08 →	350 / 476	MP322S7100 19495	W 183 x iaL 178,0 x ø 410		MP362S7100 19496	W 223 x iaL 178,0 x ø 410	
4148 K (8x4/4)	04/03 →	350 / 476						
4148 K (8x4/4)	04/03 →	350 / 476						
4150 K (8x4/4)	04/03 →	370 / 503	MP322S7115 19495	W 183 x iaL 178,0 x ø 410		MP362S7115 19496	W 223 x iaL 178,0 x ø 410	
4151 K (8x4/4)	05/05 →	375 / 510						
4154 S (8x4/4)	04/03 →	395 / 537	8 x 18	ø 8 x L 18	64x	8 x 18	ø 8 x L 18	64x
4155 K (8x4/4)	04/03 →	405 / 551						
4160 K (8x4/4)	04/03 →	440 / 598	CVD552	ø 430 x 45 x 132	see techn. info.	CVD552	ø 430 x 45 x 132	
4160 S (8x4/4)	10/02 →	448 / 609						
4165 S (8x4/4)	08/08 →	480 / 653						
4841 K (8x4/4)	08/09 →	300 / 408	CVD670	ø 430 x 45 x 144	see techn. info.			
4844 K (8x4)	08/09 →	320 / 435						
5041 B (10x4/6)	06/08 →	300 / 408						
5041 K (10x4/6)	06/08 →	300 / 408						
5044 B (10x4/6)	06/08 →	320 / 435						
5044 K (10x4/6)	06/08 →	320 / 435						
5046 B (10x4/6)	06/08 →	335 / 456						
5046 K (10x4/6)	06/08 →	335 / 456						
1832, L, LL (4x2)	04/03 →	235 / 320	CVP020K 29202	[o] 247.7 x 109.7 x 30 Knorr SB 7000		CVP020K 29202	[o] 247.7 x 109.7 x 30 Knorr SB 7000	
1836 LS, LLS (4x2)	04/03 →	265 / 360						
1836 LS, LLS (4x2)	06/08 →	265 / 360	CVD552	ø 430 x 45 x 132	see techn. info.	CVD552	ø 430 x 45 x 132	
1840 LS, LLS (4x2)	06/08 →	295 / 401						
1841 LS, LLS (4x2)	04/03 →	300 / 408						
1843 LS, LLS (4x2)	06/08 →	315 / 428	CVD670	ø 430 x 45 x 144	see techn. info.			
1844 LS, LLS (4x2)	04/03 →	320 / 435						
1846 LS, LLS (4x2)	04/03 →	335 / 456						
1848, LS, LLS (4x2)	04/03 →	350 / 476						
1848 S, LS (4x2)	04/03 →	350 / 476						
1850, 1851 LS, LLS (4x2)	04/03 →	370-375 / 503-510						
1854 LS (4x2)	04/03 →	395 / 537						
1855 LS, LLS (4x2)	06/08 →	405 / 551						
1858, L (4x2)	04/03 →	425 / 578						
1858 LS (4x2)	10/02 →	425 / 578						
1860 L, LL (4x2)	05/05 →	440 / 598						
1860 LS (4x2)	06/08 →	440 / 598						
1861 LS (4x2)	05/05 →	450 / 612						
2432 LS (6x2/4)	06/08 →	235 / 320						
2436 LS (6x2/4)	06/08 →	265 / 360						
2441 LS (6x2/4)	06/08 →	300 / 408						
2444 LS (6x2/4)	06/08 →	320 / 435						
2446 LS (6x2/4)	06/08 →	335 / 456						
2448 LS (6x2/4)	06/08 →	350 / 476						
2451 LS (6x2/4)	06/08 →	375 / 510						
2455 LS (6x2/4)	06/08 →	405 / 551						
2460 LS (6x2/4)	06/08 →	440 / 598						
2532, L, LL (6x2/2/4)	04/03 →	230-235 / 312-320						
2532 LS (6x2/2/4)	04/03 →	230-235 / 313-320						
2532 LS (6x2/4)	06/08 →	235 / 320						
2536, L, LL (6x2/2/4)	04/03 →	260-265 / 354-360						
2536 LS (6x2/2/4)	04/03 →	260-265 / 353-360						
2536 LS (6x2/4)	06/08 →	265 / 360						
2541, L, LL (6x2/2/4)	04/03 →	290-300 / 394-408						
2541 LS (6x2/2/4)	04/03 →	290 / 394						
2541 LS (6x2/4)	06/08 →	300 / 408						
2544, L, LL (6x2/2/4)	04/03 →	315-320 / 428-435						
2544 LS (6x2/2/4)	04/03 →	315-320 / 428-435						
2544 LS (6x2/4)	06/08 →	320 / 435						
2546, L, LL (6x2/2/4)	04/03 →	335 / 456						
2546 LS (6x2/2/4)	04/03 →	335 / 456						
2546 LS (6x4)	06/08 →	335 / 456						
2546 LS (6x2/4)	06/08 →	335 / 456						
2546 LS (6x2)	12/09 →	335 / 456						
2548, L, LL (6x2/2/4)	04/03 →	350 / 476						
2548 L (6x2/4)	04/03 →	350 / 476						
2548 LS (6x2/2/4)	04/03 →	350 / 476						
2548 LS (6x2/4)	06/08 →	350 / 476						
2550, LS (6x2)	04/03 →	370 / 503						
2550 LS (6x2/4)	04/03 →	370 / 503						
2551, L, LL (6x2/2/4)	04/03 →	375 / 510						
2551 LS (6x2/4)	04/03 →	375 / 510						
2553 L (6x2/4)	04/03 →	390 / 530						
2554, L (6x2)	04/03 →	395 / 537						
2554 LS (6x2/4)	04/03 →	395 / 537						
2555, L, LL (6x2/2/4)	04/03 →	405 / 551						
2555 LS (6x2/4)	09/05 →	405 / 551						
2558, L (6x2/4)	04/03 →	425 / 578						
2560, L, LL (6x2/2/4)	04/03 →	440 / 598						
2631 LS (6x4)	10/02 →	230 / 313						
2631 LS (6x2)	10/09 →	230 / 313						
2632 LS (6x4)	04/03 →	235 / 320						
2632 LS (6x2)	10/09 →	235 / 320						
2635 LS (6x4)	10/02 →	260 / 354						
2635 LS (6x2)	10/09 →	260 / 354						
2636 LS (6x4)	04/03 →	265 / 360						
2636 LS (6x2)	10/09 →	265 / 360						
2640 LS (6x4)	10/02 →	290 / 394						
2640 LS (6x2)	10/09 →	290 / 394						
2641 LS (6x2)	10/09 →	300 / 408						
2643 LS (6x2)	10/09 →	315-320 / 428-435						

I - M



kW / hp

**MERCEDES-BENZ****MERCEDES-BENZ****ACTROS MP2 / MP3** **10/02** →

2646 LS (6x2)	10/09→	335 / 456		CVP020K 29202	[o] 247.7 x 109.7 x 30 Knorr SB 7000		CVP020K 29202	[o] 247.7 x 109.7 x 30 Knorr SB 7000	
2648 LS (6x4)	10/02→	350 / 476							
2648 LS (6x2)	10/09→	355 / 483		CVD552	ø 430 x 45 x 132	see techn. info.		CVD552	ø 430 x 45 x 132
2651 LS (6x2)	10/09→	375 / 510							
2653 LS (6x2)	10/09→	390 / 530							
2655 LS (6x2)	10/09→	405 / 551		CVD670	ø 430 x 45 x 144	see techn. info.			
2658 LS (6x4)	04/03→	425 / 578							
2660 S, LS (6x4)	06/08→	440 / 598							
2665 LS (6x4)	04/03→	480 / 653							
3350 S (6x4)	06/09→	370 / 503							
2631 L (6x4)	04/03→	230 / 313		CVP020K 29202	[o] 247.7 x 109.7 x 30 Knorr SB 7000		CVP020K 29202	[o] 247.7 x 109.7 x 30 Knorr SB 7000	
2635 L (6x4)	04/03→	260 / 354							
2640 L (6x4)	04/03→	290 / 394		CVD552	ø 430 x 45 x 132	see techn. info.		MP362S7100 19496	W 223 x iaL 178,0 x ø 410
2643 L (6x4)	04/03→	315 / 428						MP362S7115 19496	W 223 x iaL 178,0 x ø 410
2648 L (6x4)	04/03→	350 / 476		CVD670	ø 430 x 45 x 144	see techn. info.		8 x 18	ø 8 x L 18 64x
2651 L (6x4)	04/03→	375 / 510							
2653 L (6x4)	04/03→	390 / 530							
2658 L (6x4)	04/03→	425 / 578						CVD552	ø 430 x 45 x 132
2660 L, LL (6x4)	05/08→	440 / 598							
3231 B (8x4/4)	04/03→	230 / 313							
3232 B (8x4/4)	04/03→	235 / 320							
3235 B (8x4/4)	04/03→	260 / 354							
3236 B (8x4/4)	04/03→	265 / 360							
3240 (8x4/4)	04/03→	290 / 394							
3240 B (8x4/4)	04/03→	290 / 394							
3241 (8x4/4)	04/03→	300 / 408							
3241 B (8x4/4)	04/03→	300 / 408							
3241 L (8x4/4)	06/08→	300 / 408							
3241 L (8x2/6)	06/08→	300 / 408							
3243 (8x4/4)	10/02→	315 / 428							
3243 B (8x4/4)	04/03→	315 / 428							
3244 (8x4/4)	04/03→	320 / 435							
3244 B (8x4/4)	04/03→	320 / 435							
3246 (8x4/4)	04/03→	335 / 456							
3246 B (8x4/4)	04/03→	335 / 456							
3248, L (8x4/4)	04/03→	350 / 476							
3248 B (8x4/4)	04/03→	350 / 476							


ACTROS MP4 **07/11** →

1824 L (4x2)	07/11→	175 / 238		CVP115K	[o] 247.3 x 109.5 x 30 Knorr SM 7		CVP114K	[o] 247.3 x 109.5 x 30 Knorr SL7	
1824 LS (4x2)	07/11→	175 / 238					CVD552	ø 430 x 45 x 132	
1827 L (4x2)	07/11→	200 / 272							
1827 LS (4x2)	07/11→	200 / 272							
1830 L (4x2)	07/11→	220 / 299							
1830 LS (4x2)	07/11→	220 / 299							
1832 L (4x2)	07/11→	235 / 320							
1832 LS (4x2)	07/11→	235 / 320							
1833 L (4x2)	07/11→	240 / 326							
1833 LS (4x2)	07/11→	240 / 326							
1835 L (4x2)	07/11→	260 / 354							
1835 LS (4x2)	07/11→	260 / 354							
1836 L (4x2)	07/11→	265 / 360							
1836 LS (4x2)	07/11→	265 / 360							
1840 L (4x2)	07/11→	290 / 394							
1840 LS (4x2)	07/11→	290 / 394							
1842 L (4x2)	07/11→	310 / 422							
1842 LS (4x2)	07/11→	310 / 422							
1843 L (4x2)	07/11→	315 / 428							
1843 LS (4x2)	07/11→	315 / 428							
1845 L (4x2)	07/11→	330 / 449							
1845 LS (4x2)	07/11→	330 / 449							
1848 L (4x2)	07/11→	350 / 476							
1848 LS (4x2)	07/11→	350 / 476							
1851 L (4x2)	07/11→	375 / 510							
1851 LS (4x2)	07/11→	375 / 510							
2024 L (4x2)	07/11→	175 / 238							
2024 LS (4x2)	07/11→	175 / 238							
2027 L (4x2)	07/11→	200 / 272							
2027 LS (4x2)	07/11→	200 / 272							
2030 L (4x2)	07/11→	220 / 299							
2030 LS (4x2)	07/11→	220 / 299							
2032 L (4x2)	07/11→	235 / 320							
2032 LS (4x2)	07/11→	235 / 320							
2033 L (4x2)	07/11→	240 / 326							
2033 LS (4x2)	07/11→	240 / 326							
2035 L (4x2)	07/11→	260 / 354							
2035 LS (4x2)	07/11→	260 / 354							
2036 L (4x2)	07/11→	265 / 360							
2036 LS (4x2)	07/11→	265 / 360							
2040 L (4x2)	07/11→	290 / 394							
2040 LS (4x2)	07/11→	290 / 394							
2042 L (4x2)	07/11→	310 / 422							
2042 LS (4x2)	07/11→	310 / 422							
2043 L (4x2)	07/11→	315 / 428							
2043 LS (4x2)	07/11→	315 / 428							
2045 L (4x2)	07/11→	330 / 449							
2045 LS (4x2)	07/11→	330 / 449							
2048 L (4x2)	07/11→	350 / 476							
2048 LS (4x2)	07/11→	350 / 476							
2051 L (4x2)	07/11→	375 / 510							
2051 LS (4x2)	07/11→	375 / 510							
2427 LS (6x2/4)	07/11→	200 / 272							
2427 LS (6x2)	07/11→	200 / 272							
2430 LS (6x2)	07/11→	220 / 299							
2430 LS (6x2/4)	07/11→	220 / 299							
2432 LS (6x2)	07/11→	235 / 320							
2432 LS (6x2/4)	07/11→	235 / 320							
2433 LS (6x2/4)	07/11→	240 / 326							
2433 LS (6x2)	07/11→	240 / 326							
2435 LS (6x2/4)	07/11→	260 / 354							
2435 LS (6x2)	07/11→	260 / 354							



kW / hp

**MERCEDES-BENZ****MERCEDES-BENZ****ACTROS MP4  07/11 →**

2436 LS (6x2)	07/11 →	265 / 360	CVP115K	[o] 247.3 x 109.5 x 30 Knorr SM 7		CVP114K	[o] 247.3 x 109.5 x 30 Knorr SL7		
2436 LS (6x2/4)	07/11 →	265 / 360				CVD552			ø 430 x 45 x 132
2440 LS (6x2/4)	07/11 →	290 / 394							
2440 LS (6x2)	07/11 →	290 / 394							
2442 LS (6x2)	07/11 →	310 / 422							
2442 LS (6x2/4)	07/11 →	310 / 422							
2443 LS (6x2/4)	07/11 →	315 / 428							
2443 LS (6x2)	07/11 →	315 / 428							
2445 LS (6x2/4)	07/11 →	330 / 449							
2445 LS (6x2)	07/11 →	330 / 449							
2448 LS (6x2/4)	07/11 →	350 / 476							
2448 LS (6x2)	07/11 →	350 / 476							
2451 LS (6x2/4)	07/11 →	375 / 510							
2451 LS (6x2)	07/11 →	375 / 510							
2527 L (6x2)	07/11 →	200 / 272							
2527 LS (6x2/4)	07/11 →	200 / 272							
2527 LS (6x2)	07/11 →	200 / 272							
2530 L (6x2)	07/11 →	220 / 299							
2530 LS (6x2/4)	07/11 →	220 / 299							
2530 LS (6x2)	07/11 →	220 / 299							
2532 L (6x2)	07/11 →	235 / 320							
2532 LS (6x2/4)	07/11 →	235 / 320							
2532 LS (6x2)	07/11 →	235 / 320							
2533 L (6x2)	07/11 →	240 / 326							
2533 LS (6x2/4)	07/11 →	240 / 326							
2533 LS (6x2)	07/11 →	240 / 326							
2535 L (6x2)	07/11 →	260 / 354							
2535 LS (6x2/4)	07/11 →	260 / 354							
2535 LS (6x2)	07/11 →	260 / 354							
2536 L (6x2)	07/11 →	265 / 360							
2536 LS (6x2)	07/11 →	265 / 360							
2536 LS (6x2/4)	07/11 →	265 / 360							
2540 L (6x2)	07/11 →	290 / 394							
2540 LS (6x2/4)	07/11 →	290 / 394							
2540 LS (6x2)	07/11 →	290 / 394							
2542 L (6x2)	07/11 →	310 / 422							
2542 LS (6x2)	07/11 →	310 / 422							
2542 LS (6x2/4)	07/11 →	310 / 422							
2543 L (6x2)	07/11 →	315 / 428							
2543 LS (6x2)	07/11 →	315 / 428							
2543 LS (6x2/4)	07/11 →	315 / 428							
2545 L (6x2)	07/11 →	330 / 449							
2545 LS (6x2/4)	07/11 →	330 / 449							
2545 LS (6x2)	07/11 →	330 / 449							
2548 L (6x2)	07/11 →	350 / 476							
2548 LS (6x2/4)	07/11 →	350 / 476							
2548 LS (6x2)	07/11 →	350 / 476							
2551 L (6x2)	07/11 →	375 / 510							
2551 LS (6x2)	07/11 →	375 / 510							
2551 LS (6x2/4)	07/11 →	375 / 510							
2627 L (6x4)	07/11 →	200 / 272							
2627 L (6x2)	07/11 →	200 / 272							
2627 LS (6x4)	07/11 →	200 / 272							
2627 LS (6x2)	07/11 →	200 / 272							
2630 L (6x4)	07/11 →	220 / 299							
2630 L (6x2)	07/11 →	220 / 299							
2630 LS (6x2)	07/11 →	220 / 299							
2630 LS (6x4)	07/11 →	220 / 299							
2632 L (6x2)	07/11 →	235 / 320							
2632 L (6x4)	07/11 →	235 / 320							
2632 LS (6x4)	07/11 →	235 / 320							
2632 LS (6x2)	07/11 →	235 / 320							
2633 L (6x2)	07/11 →	240 / 326							
2633 L (6x4)	07/11 →	240 / 326							
2633 LS (6x4)	07/11 →	240 / 326							
2633 LS (6x2)	07/11 →	240 / 326							
2635 L (6x4)	07/11 →	260 / 354							
2635 L (6x2)	07/11 →	260 / 354							
2635 LS (6x4)	07/11 →	260 / 354							
2635 LS (6x2)	07/11 →	260 / 354							
2636 L (6x4)	07/11 →	265 / 360							
2636 L (6x2)	07/11 →	265 / 360							
2636 LS (6x4)	07/11 →	265 / 360							
2636 LS (6x2)	07/11 →	265 / 360							
2640 L (6x2)	07/11 →	290 / 394							
2640 L (6x4)	07/11 →	290 / 394							
2640 LS (6x2)	07/11 →	290 / 394							
2640 LS (6x4)	07/11 →	290 / 394							
2642 L (6x2)	07/11 →	310 / 422							
2642 L (6x4)	07/11 →	310 / 422							
2642 LS (6x2)	07/11 →	310 / 422							
2642 LS (6x4)	07/11 →	310 / 422							
2643 L (6x2)	07/11 →	315 / 428							
2643 L (6x4)	07/11 →	315 / 428							
2643 LS (6x2)	07/11 →	315 / 428							
2643 LS (6x4)	07/11 →	315 / 428							
2645 L (6x4)	07/11 →	330 / 449							
2645 L (6x2)	07/11 →	330 / 449							
2645 LS (6x2)	07/11 →	330 / 449							
2645 LS (6x4)	07/11 →	330 / 449							
2648 L (6x4)	07/11 →	350 / 476							
2648 L (6x2)	07/11 →	350 / 476							
2648 LS (6x4)	07/11 →	350 / 476							
2648 LS (6x2)	07/11 →	350 / 476							
2651 L (6x4)	07/11 →	375 / 510							
2651 L (6x2)	07/11 →	360 / 490							
2651 LS (6x2)	07/11 →	375 / 510							
2651 LS (6x4)	07/11 →	375 / 510							
3333 L (6x4)	07/11 →	240 / 326							
3333 LS (6x4)	07/11 →	240 / 326							
3336 L (6x4)	07/11 →	265 / 360							

I - M



kW / hp

**MERCEDES-BENZ****MERCEDES-BENZ****ACTROS MP4** **07/11** →

3336 LS (6x4)	07/11→	265 / 360	CVP115K	[o] 247.3 x 109.5 x 30 Knorr SM 7		CVP114K	[o] 247.3 x 109.5 x 30 Knorr SL7	
3340 L (6x4)	07/11→	290 / 394				CVD552	ø 430 x 45 x 132	
3340 LS (6x4)	07/11→	290 / 394						
3342 L (6x4)	07/11→	310 / 422						
3342 LS (6x4)	07/11→	310 / 422						
3343 L (6x4)	07/11→	315 / 428						
3343 LS (6x4)	07/11→	315 / 428						
3345 L (6x4)	07/11→	330 / 449						
3345 LS (6x4)	07/11→	330 / 449						
3348 L (6x4)	07/11→	350 / 476						
3348 LS (6x4)	07/11→	350 / 476						
3351 L (6x4)	07/11→	375 / 510						
3351 LS (6x4)	07/11→	375 / 510						

ANTOS **07/12** →

1824 L (4x2)	07/12→	175 / 238		CVP020K 29202	[o] 247.7 x 109.7 x 30 Knorr SB 7000		CVP114K	[o] 247.3 x 109.5 x 30 Knorr SL7							
1824 LS (4x2)	07/12→	175 / 238		CVD552			ø 430 x 45 x 132	see techn. info.	CVD552	ø 430 x 45 x 132					
1827 L (4x2)	07/12→	200 / 272		CVD670											
1827 LS (4x2)	07/12→	200 / 272													
1830 L (4x2)	07/12→	220 / 299													
1830 LS (4x2)	07/12→	220 / 299													
1832 L (4x2)	07/12→	235 / 320													
1832 LS (4x2)	07/12→	235 / 320													
1833 L (4x2)	07/12→	240 / 326													
1833 LS (4x2)	07/12→	240 / 326													
1835 L (4x2)	07/12→	260 / 354													
1835 LS (4x2)	07/12→	260 / 354													
1836 L (4x2)	07/12→	265 / 360													
1836 LS (4x2)	07/12→	265 / 360													
1840 L (4x2)	07/12→	290 / 394													
1840 LS (4x2)	07/12→	290 / 394													
1842 L (4x2)	07/12→	310 / 422													
1842 LS (4x2)	07/12→	310 / 422													
1843 L (4x2)	07/12→	315 / 428													
1843 LS (4x2)	07/12→	315 / 428													
1845 L (4x2)	07/12→	330 / 449													
1845 LS (4x2)	07/12→	330 / 449													
1848 L (4x2)	07/12→	350 / 476													
1848 LS (4x2)	07/12→	350 / 476													
1851 L (4x2)	07/12→	375 / 510													
1851 LS (4x2)	07/12→	375 / 510													
2024 L (4x2)	07/12→	175 / 238													
2024 LS (4x2)	07/12→	175 / 238													
2027 L (4x2)	07/12→	200 / 272													
2027 LS (4x2)	07/12→	200 / 272													
2030 L (4x2)	07/12→	220 / 299													
2030 LS (4x2)	07/12→	220 / 299													
2032 L (4x2)	07/12→	235 / 320													
2032 LS (4x2)	07/12→	235 / 320													
2033 L (4x2)	07/12→	240 / 326													
2033 LS (4x2)	07/12→	240 / 326													
2035 L (4x2)	07/12→	260 / 354													
2035 LS (4x2)	07/12→	260 / 354													
2036 L (4x2)	07/12→	265 / 360													
2036 LS (4x2)	07/12→	265 / 360													
2040 L (4x2)	07/12→	290 / 394													
2040 LS (4x2)	07/12→	290 / 394													
2042 L (4x2)	07/12→	310 / 422													
2042 LS (4x2)	07/12→	310 / 422													
2043 L (4x2)	07/12→	315 / 428													
2043 LS (4x2)	07/12→	315 / 428													
2045 L (4x2)	07/12→	330 / 449													
2045 LS (4x2)	07/12→	330 / 449													
2048 L (4x2)	07/12→	350 / 476													
2048 LS (4x2)	07/12→	350 / 476													
2051 L (4x2)	07/12→	375 / 510													
2051 LS (4x2)	07/12→	375 / 510													
2527 L (6x2)	07/12→	200 / 272													
2527 LS (6x2)	07/12→	200 / 272													
2527 LS (6x2)	07/12→	200 / 272													
2530 L (6x2)	07/12→	220 / 299													
2530 LS (6x2)	07/12→	220 / 299													
2530 LS (6x2)	07/12→	220 / 299													
2532 L (6x2)	07/12→	235 / 320													
2532 LS (6x2)	07/12→	235 / 320													
2532 LS (6x2)	07/12→	235 / 320													
2533 L (6x2)	07/12→	240 / 326													
2533 LS (6x2)	07/12→	240 / 326													
2533 LS (6x2)	07/12→	240 / 326													
2535 L (6x2)	07/12→	260 / 354													
2535 LS (6x2)	07/12→	260 / 354													
2535 LS (6x2)	07/12→	260 / 354													
2536 L (6x2)	07/12→	265 / 360													
2536 LS (6x2)	07/12→	265 / 360													
2536 LS (6x2)	07/12→	265 / 360													
2540 L (6x2)	07/12→	290 / 394													
2540 LS (6x2)	07/12→	290 / 394													
2540 LS (6x2)	07/12→	290 / 394													
2542 L (6x2)	07/12→	310 / 422													
2542 LS (6x2)	07/12→	310 / 422													
2542 LS (6x2)	07/12→	310 / 422													
2543 L (6x2)	07/12→	315 / 428													
2543 LS (6x2)	07/12→	315 / 428													
2543 LS (6x2)	07/12→	315 / 428													
2545 L (6x2)	07/12→	330 / 449													
2545 LS (6x2)	07/12→	330 / 449													
2545 LS (6x2)	07/12→	330 / 449													
2548 L (6x2)	07/12→	350 / 476													
2548 LS (6x2)	07/12→	350 / 476													
2548 LS (6x2)	07/12→	350 / 476													
2551 L (6x2)	07/12→	375 / 510													

I - M





kW / hp

**MERCEDES-BENZ****MERCEDES-BENZ****ANTOS** **07/12** →

2451 LS (6x2)	07/12 →	375 / 510	CVP020K 29202	[o] 247.7 x 109.7 x 30 Knorr SB 7000		CVP114K	[o] 247.3 x 109.5 x 30 Knorr SL7	
			CVD552	ø 430 x 45 x 132	see techn. info.	CVP035K 29183	173.6 x 84 x 34 Knorr SB 5000	⊕ axle BM 749121
			CVD670	ø 430 x 45 x 144	see techn. info.	CVD552	ø 430 x 45 x 132	
						CVD557	ø 335 x 34 x 102	⊕ axle BM 749121

AROCS **01/13** →

1824 (4x2)	01/13 →	175 / 238	CVP115K	[o] 247.3 x 109.5 x 30 Knorr SM 7		CVP114K	[o] 247.3 x 109.5 x 30 Knorr SL7	
1824 LS (4x2)	01/13 →	175 / 238				CVD552	ø 430 x 45 x 132	
1827 (4x2)	01/13 →	200 / 272						
1827 LS (4x2)	01/13 →	200 / 272						
1830 (4x2)	01/13 →	220 / 299						
1830 S, 1830 LS (4x2)	01/13 →	220 / 299						
1832 (4x2)	01/13 →	235 / 320						
1832 S, 1832 LS (4x2)	01/13 →	235 / 320						
1833 (4x2)	01/13 →	240 / 326						
1833 LS (4x2)	01/13 →	240 / 326						
1835 (4x2)	01/13 →	260 / 354						
1835 S, 1835 LS (4x2)	01/13 →	260 / 354						
1836 (4x2)	01/13 →	265 / 360						
1836 S, 1836 LS (4x2)	01/13 →	265 / 360						
1840 (4x2)	01/13 →	290 / 394						
1840 LS (4x2)	01/13 →	290 / 394						
1842 (4x2)	01/13 →	310 / 422						
1842 LS (4x2)	01/13 →	310 / 422						
1843 (4x2)	01/13 →	315 / 428						
1843 LS (4x2)	01/13 →	315 / 428						
1845 (4x2)	01/13 →	330 / 449						
1845 LS (4x2)	01/13 →	330 / 449						
1848 (4x2)	01/13 →	350 / 476						
1848 LS (4x2)	01/13 →	350 / 476						
1851 (4x2)	01/13 →	375 / 510						
1851 LS (4x2)	01/13 →	375 / 510						
2527 L (6x2/4)	01/13 →	200 / 272						
2527 L (6x2)	01/13 →	200 / 272						
2527 LS (6x2)	01/13 →	200 / 272						
2530 L (6x2/4)	01/13 →	220 / 299						
2530 L (6x2)	01/13 →	220 / 299						
2530 LS (6x2)	01/13 →	220 / 299						
2532 L (6x2/4)	01/13 →	235 / 320						
2532 L (6x2)	01/13 →	235 / 320						
2532 LS (6x2)	01/13 →	235 / 320						
2533 L (6x2/4)	01/13 →	240 / 326						
2533 L (6x2)	01/13 →	240 / 326						
2533 LS (6x2)	01/13 →	240 / 326						
2533 LS (6x2/4)	01/13 →	240 / 326						
2535 L (6x2)	01/13 →	260 / 354						
2535 L (6x2/4)	01/13 →	260 / 354						
2535 LS (6x2)	01/13 →	260 / 354						
2536 L (6x2)	01/13 →	265 / 360						
2536 L (6x2/4)	01/13 →	265 / 360						
2536 LS (6x2/4)	01/13 →	265 / 360						
2536 LS (6x2)	01/13 →	265 / 360						
2536 LS (6x2)	01/13 →	265 / 360						
2540 L (6x2)	01/13 →	290 / 394						
2540 L (6x2/4)	01/13 →	290 / 394						
2540 LS (6x2)	01/13 →	290 / 394						
2540 LS (6x2/4)	01/13 →	290 / 394						
2542 L (6x2)	01/13 →	310 / 422						
2542 LS (6x2)	01/13 →	310 / 422						
2542 LS (6x2)	01/13 →	310 / 422						
2543 L (6x2/4)	01/13 →	315 / 428						
2543 L (6x2)	01/13 →	315 / 428						
2543 LS (6x2)	01/13 →	315 / 428						
2543 LS (6x2/4)	01/13 →	315 / 428						
2543 LS (6x2)	01/13 →	315 / 428						
2545 L (6x2)	01/13 →	330 / 449						
2545 LS (6x2)	01/13 →	330 / 449						
2545 LS (6x2)	01/13 →	330 / 449						
2548 L (6x2)	01/13 →	350 / 476						
2548 LS (6x2)	01/13 →	350 / 476						
2548 LS (6x2)	01/13 →	350 / 476						
2551 L (6x2)	01/13 →	375 / 510						
2551 L (6x2/4)	01/13 →	375 / 510						
2551 LS (6x2/4)	01/13 →	375 / 510						
2551 LS (6x2)	01/13 →	375 / 510						
2552 L (6x2)	01/14 →	380 / 517						
2558 L (6x2)	01/14 →	425 / 578						
2563 L (6x2)	01/14 →	460 / 625						
2627 L (6x2)	01/13 →	200 / 272						
2627 L (6x2/4)	01/13 →	200 / 272						
2627 LS (6x2)	01/13 →	200 / 272						
2627 LS (6x2/4)	01/13 →	200 / 272						
2630 L (6x2)	01/13 →	220 / 299						
2630 L (6x2/4)	01/13 →	220 / 299						
2630 LS (6x2)	01/13 →	220 / 299						
2630 LS (6x2/4)	01/13 →	220 / 299						
2632 L (6x2)	01/13 →	235 / 320						
2632 L (6x2/4)	01/13 →	235 / 320						
2632 LS (6x2/4)	01/13 →	235 / 320						
2632 LS (6x2)	01/13 →	235 / 320						
2633 L (6x2)	01/13 →	240 / 326						
2633 L (6x2/4)	01/13 →	240 / 326						
2633 LS (6x2/4)	01/13 →	240 / 326						

M - I





kW / hp



MERCEDES-BENZ

MERCEDES-BENZ

AROCS 01/13 →

2633 LS (6x2)	01/13 →	240 / 326	CVP115K	[o] 247.3 x 109.5 x 30 Knorr SM 7		CVP114K	[o] 247.3 x 109.5 x 30 Knorr SL7												
2635 L (6x2)	01/13 →	260 / 354							CVD552	ø 430 x 45 x 132									
2635 L (6x2/4)	01/13 →	260 / 354																	
2635 LS (6x2/4)	01/13 →	260 / 354																	
2635 LS (6x2)	01/13 →	260 / 354																	
2636 L (6x2)	01/13 →	265 / 360																	
2636 L (6x2/4)	01/13 →	265 / 360																	
2636 LS (6x2/4)	01/13 →	265 / 360																	
2636 LS (6x2)	01/13 →	265 / 360																	
2640 L (6x2)	01/13 →	290 / 394																	
2640 L (6x2/4)	01/13 →	290 / 394																	
2640 LS (6x2)	01/13 →	290 / 394																	
2640 LS (6x2/4)	01/13 →	290 / 394																	
2642 L (6x2/4)	01/13 →	310 / 422																	
2642 L (6x2)	01/13 →	310 / 422																	
2642 LS (6x2/4)	01/13 →	310 / 422																	
2642 LS (6x2)	01/13 →	310 / 422																	
2643 L (6x2)	01/13 →	315 / 428																	
2643 L (6x2/4)	01/13 →	315 / 428																	
2643 LS (6x2/4)	01/13 →	315 / 428																	
2643 LS (6x2)	01/13 →	315 / 428																	
2645 L (6x2)	01/13 →	330 / 449																	
2645 L (6x2/4)	01/13 →	330 / 449																	
2645 LS (6x2/4)	01/13 →	330 / 449																	
2645 LS (6x2)	01/13 →	330 / 449																	
2648 L (6x2)	01/13 →	350 / 476																	
2648 L (6x2/4)	01/13 →	350 / 476																	
2648 LS (6x2/4)	01/13 →	350 / 476																	
2648 LS (6x2)	01/13 →	350 / 476																	
2651 L (6x2)	01/13 →	375 / 510																	
2651 L (6x2/4)	01/13 →	375 / 510																	
2651 LS (6x2)	01/13 →	375 / 510																	
2651 LS (6x2/4)	01/13 →	375 / 510																	
3227, 3227 L (8x4/4)	01/13 →	200 / 272																	
3227 L (8x4)	01/13 →	200 / 272																	
3227 LB (8x4)	01/13 →	200 / 272																	
3227 LK (8x4)	01/13 →	200 / 272																	
3230, 3230 L (8x4/4)	01/13 →	220 / 299																	
3230 L (8x4)	01/13 →	220 / 299																	
3230 LB (8x4)	01/13 →	220 / 299																	
3230 LK (8x4)	01/13 →	220 / 299																	
3232, 3232 L (8x4/4)	01/13 →	235 / 320																	
3232 L (8x4)	01/13 →	235 / 320																	
3232 LB (8x4)	01/13 →	235 / 320																	
3232 LK (8x4)	01/13 →	235 / 320																	
3233, 3233 L (8x4/4)	01/13 →	240 / 326																	
3233 L (8x4)	01/13 →	240 / 326																	
3233 LB (8x4)	01/13 →	240 / 326																	
3233 LK (8x4)	01/13 →	240 / 326																	
3235, 3235 L (8x4/4)	01/13 →	260 / 354																	
3235 L (8x4)	01/13 →	260 / 354																	
3235 LB (8x4)	01/13 →	260 / 354																	
3235 LK (8x4)	01/13 →	260 / 354																	
3236, 3236 L (8x4/4)	01/13 →	265 / 360																	
3236 L (8x4)	01/13 →	265 / 360																	
3236 LB (8x4)	01/13 →	265 / 360																	
3236 LK (8x4)	01/13 →	265 / 360																	
3240, 3240 L (8x4/4)	01/13 →	290 / 394																	
3240 L (8x4)	01/13 →	290 / 394																	
3240 LB (8x4)	01/13 →	290 / 394																	
3240 LK (8x4)	01/13 →	290 / 394																	
3242, 3242 L (8x4/4)	01/13 →	310 / 422																	
3242 L (8x4)	01/13 →	310 / 422																	
3242 LB (8x4)	01/13 →	310 / 422																	
3242 LK (8x4)	01/13 →	310 / 422																	
3243, 3243 L (8x4/4)	01/13 →	315 / 428																	
3243 L (8x4)	01/13 →	315 / 428																	
3243 LB (8x4)	01/13 →	315 / 428																	
3243 LK (8x4)	01/13 →	315 / 428																	
3245, 3245 L (8x4/4)	01/13 →	330 / 449																	
3245 L (8x4)	01/13 →	330 / 449																	
3245 LB (8x4)	01/13 →	330 / 449																	
3245 LK (8x4)	01/13 →	330 / 449																	
3248, 3248 L (8x4/4)	01/13 →	350 / 476																	
3248 L (8x4)	01/13 →	350 / 476																	
3248 LB (8x4)	01/13 →	350 / 476																	
3248 LK (8x4)	01/13 →	350 / 476																	
3251, 3251 L (8x4/4)	01/13 →	375 / 510																	
3251 L (8x4)	01/13 →	375 / 510																	
3251 LB (8x4)	01/13 →	375 / 510																	
3251 LK (8x4)	01/13 →	375 / 510																	
1824 A (4x4)	01/13 →	175 / 238		W 183 x iaL 178,0 x ø 410		MP362S7100 19496	W 223 x iaL 178,0 x ø 410												
1827 A (4x4)	01/13 →	200 / 272																	
1830 A (4x4)	01/13 →	220 / 299								W 183 x iaL 178,0 x ø 410		MP362S7115 19496	W 223 x iaL 178,0 x ø 410						
1832 A (4x4)	01/13 →	235 / 320																	
1833 A (4x4)	01/13 →	240 / 326													ø 8 x L 18	64x		ø 8 x L 18	64x
1833 AS (4x4)	01/13 →	240 / 326																	
1835 A (4x4)	01/13 →	260 / 354																	
1836 A (4x4)	01/13 →	265 / 360																	
1836 AS (4x4)	01/13 →	265 / 360																	
1840 A (4x4)	01/13 →	290 / 394																	
1840 AS (4x4)	01/13 →	290 / 394																	
1842 A (4x4)	01/13 →	310 / 422																	
1842 AS (4x4)	01/13 →	310 / 422																	
1843 A (4x4)	01/13 →	315 / 428																	
1843 AS (4x4)	01/13 →	315 / 428																	
1845 A (4x4)	01/13 →	330 / 449																	
1845 AS (4x4)	01/13 →	330 / 449																	
1848 A (4x4)	01/13 →	350 / 476																	
1848 AS (4x4)	01/13 →	350 / 476																	
1851 A (4x4)	01/13 →	375 / 510																	

I - M





kW / hp



MERCEDES-BENZ

MERCEDES-BENZ

AROCS **01/13** →

1851 AS (4x4)	01/13→	375 / 510		MP322S7100 19495	W 183 x iaL 178,0 x ø 410			MP362S7100 19496	W 223 x iaL 178,0 x ø 410	
2033 A (4x4)	01/13→	240 / 326								
2033 AS (4x4)	01/13→	240 / 326								
2036 A (4x4)	01/13→	265 / 360		MP322S7115 19495	W 183 x iaL 178,0 x ø 410			MP362S7115 19496	W 223 x iaL 178,0 x ø 410	
2036 AS (4x4)	01/13→	265 / 360								
2040 A (4x4)	01/13→	290 / 394		8 x 18	ø 8 x L 18	64x		8 x 18	ø 8 x L 18	64x
2040 AS (4x4)	01/13→	290 / 394								
2042 A (4x4)	01/13→	310 / 422								
2042 AS (4x4)	01/13→	310 / 422								
2043 A (4x4)	01/13→	315 / 428								
2043 AS (4x4)	01/13→	315 / 428								
2045 A (4x4)	01/13→	330 / 449								
2045 AS (4x4)	01/13→	330 / 449								
2048 A (4x4)	01/13→	350 / 476								
2048 AS (4x4)	01/13→	350 / 476								
2051 A (4x4)	01/13→	375 / 510								
2051 AS (4x4)	01/13→	375 / 510								
3333 A (6x6)	01/13→	240 / 326								
3333 AK (6x6)	01/13→	240 / 326								
3333 AS (6x6)	01/13→	240 / 326								
3336 A (6x6)	01/13→	265 / 360								
3336 AK (6x6)	01/13→	265 / 360								
3336 AS (6x6)	01/13→	265 / 360								
3340 A (6x6)	01/13→	290 / 394								
3340 AK (6x6)	01/13→	290 / 394								
3340 AS (6x6)	01/13→	290 / 394								
3342 A (6x6)	01/13→	310 / 422								
3342 AK (6x6)	01/13→	310 / 422								
3342 AS (6x6)	01/13→	310 / 422								
3343 A (6x6)	01/13→	315 / 428								
3343 AK (6x6)	01/13→	315 / 428								
3343 AS (6x6)	01/13→	315 / 428								
3345 A (6x6)	01/13→	330 / 449								
3345 AK (6x6)	01/13→	330 / 449								
3345 AS (6x6)	01/13→	330 / 449								
3348 A (6x6)	01/13→	350 / 476								
3348 AK (6x6)	01/13→	350 / 476								
3348 AS (6x6)	01/13→	350 / 476								
3351 A (6x6)	01/13→	375 / 510								
3351 AK (6x6)	01/13→	375 / 510								
3351 AS (6x6)	01/13→	375 / 510								
4133 AK (8X6/4)	01/13→	240 / 326								
4133 AK (8x8/4)	01/13→	240 / 326								
4136 AK (8X6/4)	01/13→	240 / 326								
4136 AK (8x8/4)	01/13→	240 / 326								
4140 AK (8X6/4)	01/13→	290 / 394								
4140 AK (8x8/4)	01/13→	290 / 394								
4142 AK (8x8/4)	01/13→	310 / 422								
4142 AK (8X6/4)	01/13→	310 / 422								
4143 AK (8x8/4)	01/13→	315 / 428								
4143 AK (8X6/4)	01/13→	315 / 428								
4145 AK (8x8/4)	01/13→	330 / 449								
4145 AK (8X6/4)	01/13→	330 / 449								
4148 AK (8X6/4)	01/13→	350 / 476								
4148 AK (8x8/4)	01/13→	350 / 476								
4151 AK (8X6/4)	01/13→	375 / 510								
4151 AK (8x8/4)	01/13→	375 / 510								
1824 AK (4x4)	01/13→	175 / 238		MP322S7100 19495	W 183 x iaL 178,0 x ø 410			CVP114K	[o] 247.3 x 109.5 x 30 Knorr SL7	
1827 AK (4x4)	01/13→	200 / 272								
1830 AK (4x4)	01/13→	220 / 299								
1832 AK (4x4)	01/13→	235 / 320		MP322S7115 19495	W 183 x iaL 178,0 x ø 410			MP362S7100 19496	W 223 x iaL 178,0 x ø 410	
1833 AK (4x4)	01/13→	240 / 326								
1835 AK (4x4)	01/13→	260 / 354		8 x 18	ø 8 x L 18	64x		MP362S7115 19496	W 223 x iaL 178,0 x ø 410	
1836 AK (4x4)	01/13→	265 / 360								
1840 AK (4x4)	01/13→	290 / 394								
1842 AK (4x4)	01/13→	310 / 422						8 x 18	ø 8 x L 18	64x
1843 AK (4x4)	01/13→	315 / 428								
1845 AK (4x4)	01/13→	330 / 449						CVD552	ø 430 x 45 x 132	
1848 AK (4x4)	01/13→	350 / 476								
1851 AK (4x4)	01/13→	375 / 510								
2033 AK (4x4)	01/13→	240 / 326								
2036 AK (4x4)	01/13→	265 / 360								
2040 AK (4x4)	01/13→	290 / 394								
2042 AK (4x4)	01/13→	310 / 422								
2043 AK (4x4)	01/13→	315 / 428								
2045 AK (4x4)	01/13→	330 / 449								
2048 AK (4x4)	01/13→	350 / 476								
2051 AK (4x4)	01/13→	375 / 510								
1824 K (4x2)	01/13→	175 / 238							CVP114K	[o] 247.3 x 109.5 x 30 Knorr SL7
1827 K (4x2)	01/13→	200 / 272								
1830 K (4x2)	01/13→	220 / 299								
1832 K (4x2)	01/13→	235 / 320		MP322S7100 19495	W 183 x iaL 178,0 x ø 410			MP362S7100 19496	W 223 x iaL 178,0 x ø 410	
1833 K (4x2)	01/13→	240 / 326								
1835 K (4x2)	01/13→	260 / 354		MP322S7115 19495	W 183 x iaL 178,0 x ø 410			MP362S7115 19496	W 223 x iaL 178,0 x ø 410	
1836 K (4x2)	01/13→	265 / 360								
1840 K (4x2)	01/13→	290 / 394								
1842 K (4x2)	01/13→	310 / 422		8 x 18	ø 8 x L 18	64x		8 x 18	ø 8 x L 18	64x
1843 K (4x2)	01/13→	315 / 428								
1845 K (4x2)	01/13→	330 / 449						CVD552	ø 430 x 45 x 132	
1848 K (4x2)	01/13→	350 / 476								
1851 K (4x2)	01/13→	375 / 510								
2024 (4x2)	01/13→	175 / 238								
2024 K (4x2)	01/13→	175 / 238								
2024 S, 2424 LS (4x2)	01/13→	175 / 238								
2027 (4x2)	01/13→	200 / 272								
2027 K (4x2)	01/13→	200 / 272								
2027 S, 2027 LS (4x2)	01/13→	200 / 272								
2030 (4x2)	01/13→	220 / 299								
2030 K (4x2)	01/13→	220 / 299								
2030 S, 2030 LS (4x2)	01/13→	220 / 299								
2032 (4x2)	01/13→	235 / 320								



kW / hp

**MERCEDES-BENZ****MERCEDES-BENZ****AROCS** **01/13** →

Model	Year	Power (kW / hp)	Configuration	Dimensions	Weight
2032 K (4x2)	01/13 →	235 / 320	CVP115K	[o] 247.3 x 109.5 x 30	CVP114K
2032 S, 2032 LS (4x2)	01/13 →	235 / 320		Knorr SM 7	[o] 247.3 x 109.5 x 30
2033 (4x2)	01/13 →	240 / 326			Knorr SL7
2033 K (4x2)	01/13 →	240 / 326	MP322S7100	W 183 x iaL 178,0 x ø 410	MP362S7100
2033 S, 2033 LS (4x2)	01/13 →	240 / 326	19495		19496
2035 (4x2)	01/13 →	260 / 354	MP322S7115	W 183 x iaL 178,0 x ø 410	MP362S7115
2035 K (4x2)	01/13 →	260 / 354	19495		19496
2035 S, 2035 LS (4x2)	01/13 →	260 / 354	8 x 18	ø 8 x L 18	8 x 18
2036 (4x2)	01/13 →	265 / 360		64x	CVD552
2036 K (4x2)	01/13 →	265 / 360			ø 430 x 45 x 132
2036 S, 2036 LS (4x2)	01/13 →	265 / 360			
2040 (4x2)	01/13 →	290 / 394			
2040 K (4x2)	01/13 →	290 / 394			
2040 S, 2040 LS (4x2)	01/13 →	290 / 394			
2042 (4x2)	01/13 →	310 / 422			
2042 K (4x2)	01/13 →	310 / 422			
2042 S, 2042 LS (4x2)	01/13 →	310 / 422			
2043 (4x2)	01/13 →	315 / 428			
2043 K (4x2)	01/13 →	315 / 428			
2043 S, 2043 LS (4x2)	01/13 →	315 / 428			
2045 (4x2)	01/13 →	330 / 449			
2045 K (4x2)	01/13 →	330 / 449			
2045 S, 2045 LS (4x2)	01/13 →	330 / 449			
2048 (4x2)	01/13 →	350 / 476			
2048 K (4x2)	01/13 →	350 / 476			
2048 S, 2048 LS (4x2)	01/13 →	350 / 476			
2051 (4x2)	01/13 →	375 / 510			
2051 K (4x2)	01/13 →	375 / 510			
2051 S, 2051 LS (4x2)	01/13 →	375 / 510			
2627, 2627 L (6x4)	01/13 →	200 / 272			
2627 K, 2627 LK (6x4)	01/13 →	200 / 272			
2627 S, 2627 LS (6x4)	01/13 →	200 / 272			
2630, 2630 L (6x4)	01/13 →	220 / 299			
2630 K, 2630 LK (6x4)	01/13 →	220 / 299			
2630 S, 2630 LS (6x4)	01/13 →	220 / 299			
2632, 2632 L (6x4)	01/13 →	235 / 320			
2632 K, 2632 LK (6x4)	01/13 →	235 / 320			
2632 S, 2632 LS (6x4)	01/13 →	235 / 320			
2633, 2633 L (6x4)	01/13 →	240 / 326			
2633 K, 2633 LK (6x4)	01/13 →	240 / 326			
2633 S, 2633 LS (6x4)	01/13 →	240 / 326			
2635, 2635 L (6x4)	01/13 →	260 / 354			
2635 K, 2635 LK (6x4)	01/13 →	260 / 354			
2636, 2636 L (6x4)	01/13 →	265 / 360			
2636 K, 2636 LK (6x4)	01/13 →	265 / 360			
2636 S, 2636 LS (6x4)	01/13 →	265 / 360			
2640, 2640 L (6x4)	01/13 →	290 / 394			
2640 K, 2640 LK (6x4)	01/13 →	290 / 394			
2640 S, 2640 LS (6x4)	01/13 →	290 / 394			
2642, 2642 L (6x4)	01/13 →	310 / 422			
2642 K, 2642 LK (6x4)	01/13 →	310 / 422			
2642 S, 2642 LS (6x4)	01/13 →	310 / 422			
2643, 2643 L (6x4)	01/13 →	315 / 428			
2643 K, 2643 LK (6x4)	01/13 →	315 / 428			
2643 S, 2643 LS (6x4)	01/13 →	315 / 428			
2645, 2645 L (6x4)	01/13 →	330 / 449			
2645 K, 2645 LK (6x4)	01/13 →	330 / 449			
2645 S, 2645 LS (6x4)	01/13 →	330 / 449			
2648, 2648 L (6x4)	01/13 →	350 / 476			
2648 K, 2648 LK (6x4)	01/13 →	350 / 476			
2648 S, 2648 LS (6x4)	01/13 →	350 / 476			
2651, 2651 L (6x4)	01/13 →	375 / 510			
2651 K, 2651 LK (6x4)	01/13 →	375 / 510			
2651 S, 2651 LS (6x4)	01/13 →	375 / 510			
3230 K, 3230 LK (8x4/4)	01/13 →	220 / 299			
3232 K, 3232 LK (8x4/4)	01/13 →	235 / 320			
3233 K, 3233 LK (8x4/4)	01/13 →	240 / 326			
3235 K, 3235 LK (8x4/4)	01/13 →	260 / 354			
3236 K, 3236 LK (8x4/4)	01/13 →	265 / 360			
3240 K, 3240 LK (8x4/4)	01/13 →	290 / 394			
3242 K, 3242 LK (8x4/4)	01/13 →	310 / 422			
3243 K, 3243 LK (8x4/4)	01/13 →	315 / 428			
3245 K, 3245 LK (8x4/4)	01/13 →	330 / 449			
3248 K, 3248 LK (8x4/4)	01/13 →	350 / 476			
3251 K, 3251 LK (8x4/4)	01/13 →	375 / 510			
3333, 3333 L (6x4)	01/13 →	240 / 326			
3333 B, 3333 LB (6x4)	01/13 →	240 / 326			
3333 K, 3333 LK (6x4)	01/13 →	240 / 326			
3333 S, 3333 LS (6x4)	01/13 →	240 / 326			
3336, 3336 L (6x4)	01/13 →	265 / 360			
3336 B, 3336 LB (6x4)	01/13 →	265 / 360			
3336 K, 3336 LK (6x4)	01/13 →	265 / 360			
3336 S, 3336 LS (6x4)	01/13 →	265 / 360			
3340, 3340 L (6x4)	01/13 →	290 / 394			
3340 B, 3340 LB (6x4)	01/13 →	290 / 394			
3340 K, 3340 LK (6x4)	01/13 →	290 / 394			
3340 S, 3340 LS (6x4)	01/13 →	290 / 394			
3342, 3342 L (6x4)	01/13 →	310 / 422			
3342 B, 3342 LB (6x4)	01/13 →	310 / 422			
3342 K, 3342 LK (6x4)	01/13 →	310 / 422			
3342 S, 3342 LS (6x4)	01/13 →	310 / 422			
3343, 3343 L (6x4)	01/13 →	315 / 428			
3343 B, 3343 LB (6x4)	01/13 →	315 / 428			
3343 K, 3343 LK (6x4)	01/13 →	315 / 428			
3343 S, 3343 LS (6x4)	01/13 →	315 / 428			
3345, 3345 L (6x4)	01/13 →	330 / 449			
3345B, 3345 LB (6x4)	01/13 →	330 / 449			
3345K, 3345 LK (6x4)	01/13 →	330 / 449			
3345S, 3345 LS (6x4)	01/13 →	330 / 449			
3348, 3348 L (6x4)	01/13 →	350 / 476			
3348 B, 3348 LB (6x4)	01/13 →	350 / 476			

I - M



kW / hp



MERCEDES-BENZ

MERCEDES-BENZ

AROCS 01/13 →

3348 K, 3348 LK (6x4)	01/13 →	350 / 476	CVP115K	[o] 247.3 x 109.5 x 30 Knorr SM 7		CVP114K	[o] 247.3 x 109.5 x 30 Knorr SL7	
3348 S, 3348 LS (6x4)	01/13 →	350 / 476						
3351, 3351 L (6x4)	01/13 →	375 / 510						
3351 B, 3351 LB (6x4)	01/13 →	375 / 510	MP322S7100 19495	W 183 x iaL 178,0 x ø 410		MP362S7100 19496	W 223 x iaL 178,0 x ø 410	
3351 K, 3351 LK (6x4)	01/13 →	375 / 510				MP362S7115 19496	W 223 x iaL 178,0 x ø 410	
3351 S, 3351 LS (6x4)	01/13 →	375 / 510	MP322S7115 19495	W 183 x iaL 178,0 x ø 410				
4133 (8x4/4)	01/13 →	240 / 326						
4133 B (8x4/4)	01/13 →	240 / 326	8 x 18	ø 8 x L 18	64x	8 x 18	ø 8 x L 18	64x
4133 K (8x4/4)	01/13 →	240 / 326				CVD552	ø 430 x 45 x 132	
4136 (8x4/4)	01/13 →	265 / 360						
4136 B (8x4/4)	01/13 →	265 / 360						
4136 K (8x4/4)	01/13 →	265 / 360						
4140 (8x4/4)	01/13 →	290 / 394						
4140 B (8x4/4)	01/13 →	290 / 394						
4140 K (8x4/4)	01/13 →	290 / 394						
4142 (8x4/4)	01/13 →	310 / 422						
4142 B (8x4/4)	01/13 →	310 / 422						
4142 K (8x4/4)	01/13 →	310 / 422						
4143 (8x4/4)	01/13 →	315 / 428						
4143 B (8x4/4)	01/13 →	315 / 428						
4143 K (8x4/4)	01/13 →	315 / 428						
4145 (8x4/4)	01/13 →	330 / 449						
4145 B (8x4/4)	01/13 →	330 / 449						
4145 K (8x4/4)	01/13 →	330 / 449						
4148 (8x4/4)	01/13 →	350 / 476						
4148 B (8x4/4)	01/13 →	350 / 476						
4148 K (8x4/4)	01/13 →	350 / 476						
4151 (8x4/4)	01/13 →	375 / 510						
4151 B (8x4/4)	01/13 →	375 / 510						
4151 K (8x4/4)	01/13 →	375 / 510						
2627 B, 2627 LB (6x4)	01/13 →	200 / 272	CVP115K	[o] 247.3 x 109.5 x 30 Knorr SM 7		CVP114K	[o] 247.3 x 109.5 x 30 Knorr SL7	
2630 B, 2630 LB (6x4)	01/13 →	220 / 299						
2632 B, 2632 LB (6x4)	01/13 →	235 / 320	MP322S7100 19495	W 183 x iaL 178,0 x ø 410		CVD552	ø 430 x 45 x 132	
2633 B, 2633 LB (6x4)	01/13 →	240 / 326						
2635 B, 2635 LB (6x4)	01/13 →	260 / 354	MP322S7115 19495	W 183 x iaL 178,0 x ø 410				
2636 B, 2636 LB (6x4)	01/13 →	265 / 360						
2640 B, 2640 LB (6x4)	01/13 →	290 / 394						
2642 B, 2642 LB (6x4)	01/13 →	310 / 422	8 x 18	ø 8 x L 18	64x			
2643 B, 2643 LB (6x4)	01/13 →	315 / 428						
2645 B, 2645 LB (6x4)	01/13 →	330 / 449						
2648 B, 2648 LB (6x4)	01/13 →	350 / 476						
2651 B, 2651 LB (6x4)	01/13 →	375 / 510						
3227 B, 3227 LB (8x4/4)	01/13 →	200 / 272						
3230 B, 3230 LB (8x4/4)	01/13 →	220 / 299						
3233 B, 3233 LB (8x4/4)	01/13 →	240 / 326						
3235 B, 3235 LB (8x4/4)	01/13 →	260 / 354						
3236 B, 3236 LB (8x4/4)	01/13 →	265 / 360						
3242 B, 3242 LB (8x4/4)	01/13 →	310 / 422						
3243 B, 3243 LB (8x4/4)	01/13 →	315 / 428						
3245 B, 3245 LB (8x4/4)	01/13 →	330 / 449						
3248 B, 3248 LB (8x4/4)	01/13 →	350 / 476						
3251 B, 3251 LB (8x4/4)	01/13 →	375 / 510						
2635 S, 2635 LS (6x4)	01/13 →	260 / 354	CVP115K	[o] 247.3 x 109.5 x 30 Knorr SM 7		CVP114K	[o] 247.3 x 109.5 x 30 Knorr SL7	
			8 x 18	ø 8 x L 18	64x	8 x 18	ø 8 x L 18	64x
						CVD552	ø 430 x 45 x 132	
3227 K, 3227 LK (8x4/4)	01/13 →	200 / 272	CVP115K	[o] 247.3 x 109.5 x 30 Knorr SM 7		CVP114K	[o] 247.3 x 109.5 x 30 Knorr SL7	
						MP362S7100 19496	W 223 x iaL 178,0 x ø 410	
						MP362S7115 19496	W 223 x iaL 178,0 x ø 410	
			8 x 18	ø 8 x L 18	64x	8 x 18	ø 8 x L 18	64x
						CVD552	ø 430 x 45 x 132	
3232 B, 3232 LB (8x4/4)	01/13 →	235 / 320	CVP115K	[o] 247.3 x 109.5 x 30 Knorr SM 7		CVP114K	[o] 247.3 x 109.5 x 30 Knorr SL7	
			MP322S7100 19495	W 183 x iaL 178,0 x ø 410		CVD552	ø 430 x 45 x 132	
			MP322S7115 19495	W 183 x iaL 178,0 x ø 410				
3240 B, 3240 LB (8x4/4)	01/13 →	290 / 394	CVP115K	[o] 247.3 x 109.5 x 30 Knorr SM 7		CVP114K	[o] 247.3 x 109.5 x 30 Knorr SL7	
			8 x 18	ø 8 x L 18	64x	CVD552	ø 430 x 45 x 132	

ATEGO 01/98 → 10/04

1014, 1014 L (4x2)	01/98 → 10/04	100 / 136	CVP036K 29095	[o] 210.7 x 92.5 x 30 Knorr SB 6000		CVP035K 29183	173.6 x 84 x 34 Knorr SB 5000	
1014 K (4x2)	01/98 → 10/04	100 / 136						
1017, 1017 L (4x2)	01/98 → 10/04	125 / 170	CVP035K 29183	173.6 x 84 x 34 Knorr SB 5000		MB1111122S7115 17290	W 130 x iaL 173,6 x ø 364	
1023, 1023 L (4x2)	01/98 → 10/04	170 / 231				MB1131142S7115 19506	W 160 x iaL 173,6 x ø 364	
914, 914 L (4x2)	01/98 → 10/04	100 / 136	CVD557	ø 335 x 34 x 102		CVD573	ø 335 x 34 x 111	⊕ axle BM 742503
917, 917 L (4x2)	01/98 → 10/04	125 / 170				CVD574	ø 335 x 34 x 111	⊕ axle BM 770000
923, 923 L (4x2)	01/98 → 10/04	170 / 231	CVD559	ø 377 x 45 x 134				
1017 A (4x4)	01/98 → 10/04	125 / 170	MB1111122S7115 17290	W 130 x iaL 173,6 x ø 364		MB1111122S7115 17290	W 130 x iaL 173,6 x ø 364	



kW / hp



MERCEDES-BENZ

MERCEDES-BENZ

ATEGO 01/98 → 10/04













































































1017 A (4x4)	01/98 → 10/04	125 / 170		MP312S7100 19494		W 163 x iaL 178,0 x ø 410		MB1131142S7115 19506	W 160 x iaL 173,6 x ø 364		
				MP312S7115 19494		W 163 x iaL 178,0 x ø 410					
1017 AK (4x4)	01/98 → 10/04	125 / 170		MB111122S7115 17290	W 130 x iaL 173,6 x ø 364			MB111122S7115 17290	W 130 x iaL 173,6 x ø 364		
1023 AK (4x4)	01/98 → 10/04	170 / 231							MB1131142S7115 19506	W 160 x iaL 173,6 x ø 364	
917 AF (4x4)	01/98 → 10/04	125-128 / 170-174							MB1131142S7115 19506	W 160 x iaL 173,6 x ø 364	
925 AF (4x4)	01/98 → 10/04	180 / 245									
1017 K (4x2)	01/98 → 10/04	125 / 170		CVPO36K 29095	[o] 210.7 x 92.5 x 30 Knorr SB 6000			CVPO35K 29183	173.6 x 84 x 34 Knorr SB 5000		
1023 K (4x2)	01/98 → 10/04	170 / 231		CVPO35K 29183	173.6 x 84 x 34 Knorr SB 5000			MB111122S7115 17290	W 130 x iaL 173,6 x ø 364	⊕ dumper	
917 K (4x2)	01/98 → 10/04	125 / 170		CVD557	ø 335 x 34 x 102			MB1131142S7115 19506	W 160 x iaL 173,6 x ø 364		
923 K (4x2)	01/98 → 10/04	170 / 231		CVD559	ø 377 x 45 x 134			CVD573	ø 335 x 34 x 111	⊕ axle BM 742503	
								CVD574	ø 335 x 34 x 111	⊕ axle BM 770000	
1017 KO, 1018 KO (4x2)	01/98 → 10/04	125-130 / 170-177		CVPO36K 29095	[o] 210.7 x 92.5 x 30 Knorr SB 6000			CVPO35K 29183	173.6 x 84 x 34 Knorr SB 5000		
917 K (4x2)	01/98 → 10/04	125 / 170		CVPO35K 29183	173.6 x 84 x 34 Knorr SB 5000			CVD573	ø 335 x 34 x 111		
				CVD557	ø 335 x 34 x 102						
				CVD559	ø 377 x 45 x 134						
1214, 1214 L (4x2)	01/98 → 10/04	100 / 136		CVPO36K 29095	[o] 210.7 x 92.5 x 30 Knorr SB 6000			CVPO36K 29095	[o] 210.7 x 92.5 x 30 Knorr SB 6000		
1217, 1217 L (4x2)	01/98 → 10/04	125 / 170		CVPO35K 29183	173.6 x 84 x 34 Knorr SB 5000			CVPO35K 29183	173.6 x 84 x 34 Knorr SB 5000		
1223, 1223 L (4x2)	01/98 → 10/04	170 / 231		CVD557	ø 335 x 34 x 102			MB1131142S7115 19506	W 160 x iaL 173,6 x ø 364		
				CVD559	ø 377 x 45 x 134			CVD560	ø 377 x 45 x 138		
1214 K (4x2)	01/98 → 10/04	100 / 136		CVPO36K 29095	[o] 210.7 x 92.5 x 30 Knorr SB 6000			MB1131142S7115 19506	W 160 x iaL 173,6 x ø 364		
1223 K (4x2)	01/98 → 09/04	170 / 231		CVD559	ø 377 x 45 x 134						
1323 K (4x2)	01/98 → 09/04	170 / 231									
1528 K (4x2)	01/98 → 09/04	205 / 279									
1215, 1215 L (4x2)	01/98 → 10/04	112 / 152		CVPO36K 29095	[o] 210.7 x 92.5 x 30 Knorr SB 6000			CVPO36K 29095	[o] 210.7 x 92.5 x 30 Knorr SB 6000		
1225 F (4x2)	01/98 → 10/04	180 / 245		CVD559	ø 377 x 45 x 134			MB1131142S7115 19506	W 160 x iaL 173,6 x ø 364		
1228, 1228 L (4x2)	01/98 → 10/04	205 / 279						CVD560	ø 377 x 45 x 138		
1317, 1317 L (4x2)	01/98 → 10/04	125 / 170									
1323, 1323 L (4x2)	01/98 → 10/04	170 / 231									
1325 F (4x2)	01/98 → 10/04	180 / 245									
1328, 1328 L (4x2)	01/98 → 10/04	205 / 279									
1328 F (4x2)	01/98 → 10/04	205 / 279									
1215 K (4x2)	01/98 → 10/04	112 / 152		CVPO36K 29095	[o] 210.7 x 92.5 x 30 Knorr SB 6000			MB1131142S7115 19506	W 160 x iaL 173,6 x ø 364	⊕ dumper	
1217 K (4x2)	01/98 → 10/04	125 / 170		CVD559	ø 377 x 45 x 134						
1317 K (4x2)	01/98 → 10/04	125 / 170									
1517 K (4x2)	01/98 → 10/04	125 / 170									
1523 K (4x2)	01/98 → 10/04	170 / 231									
1217 KO (4x2)	01/98 → 10/04	125 / 170		CVPO36K 29095	[o] 210.7 x 92.5 x 30 Knorr SB 6000			CVPO36K 29095	[o] 210.7 x 92.5 x 30 Knorr SB 6000		
1317 KO, 1317 LKO, 1318 KO, 1318 LKO (4x2)	01/98 → 10/04	125-130 / 170-177		CVD559	ø 377 x 45 x 134			CVD560	ø 377 x 45 x 138		
1323 KO, 1323 LKO (4x2)	01/98 → 10/04	170 / 231									
1323 LS (4x2)	01/98 → 10/04	170 / 231									
1328 LS (4x2)	01/98 → 10/04	205 / 279									
1517, 1517 L (4x2)	01/98 → 10/04	125 / 170									
1523, 1523 L (4x2)	01/98 → 10/04	170 / 231									
1523 KO (4x2)	01/98 → 10/04	170 / 231									
1528, 1528 L (4x2)	01/98 → 10/04	205 / 279									
1528 F (4x2)	01/98 → 10/04	205 / 279									
1923 L (4x2)	04/98 → 10/04	170 / 231									
1928 L (4x2)	04/98 → 10/04	205 / 279									
2223 L (4x2)	04/98 → 10/04	170 / 231									
2228 L (4x2)	04/98 → 10/04	205 / 279									
1225 AF (4x4)	01/98 → 10/04	180 / 245		MP312S7100 19494		W 163 x iaL 178,0 x ø 410		MB111122S7115 17290	W 130 x iaL 173,6 x ø 364		
1325 AF (4x4)	01/98 → 10/04	180 / 245		MP312S7115 19494		W 163 x iaL 178,0 x ø 410		MB1131142S7115 19506	W 160 x iaL 173,6 x ø 364		
1328 AF (4x4)	01/98 → 10/04	205 / 279						MB1131142S7115 19506	W 160 x iaL 173,6 x ø 364		
1525 AF (4x4)	01/98 → 10/04	180 / 245									
1528 AF (4x4)	01/98 → 10/04	205 / 279									
1317 A (4x4)	01/98 → 10/04	125 / 170		MP312S7100 19494		W 163 x iaL 178,0 x ø 410		CVPO36K 29095	[o] 210.7 x 92.5 x 30 Knorr SB 6000		
				MP312S7115 19494		W 163 x iaL 178,0 x ø 410		MB111122S7115 17290	W 130 x iaL 173,6 x ø 364		
								MB1131142S7115 19506	W 160 x iaL 173,6 x ø 364		
								CVD560	ø 377 x 45 x 138		
1317 AK (4x4)	01/98 → 10/04	125-130 / 170-177		MP312S7100 19494		W 163 x iaL 178,0 x ø 410		MB1131142S7115 19506	W 160 x iaL 173,6 x ø 364		
1323 AK (4x4)	01/98 → 09/04	170 / 231		MP312S7115 19494		W 163 x iaL 178,0 x ø 410					
1517 A (4x4)	01/98 → 10/04	125 / 170									
1517 AK (4x4)	01/98 → 10/04	125 / 170									
1523 A (4x4)	01/98 → 10/04	170 / 231									
1523 AK (4x4)	01/98 → 10/04	170 / 231									
1528 AK (4x4)	01/98 → 09/04	205 / 279									

I - M



kW / hp















**MERCEDES-BENZ****MERCEDES-BENZ****ATEGO  01/98→10/04**

1823, 1823 L (4x2) 1828, 1828 L (4x2)	01/98→10/04 04/98→10/04	170 / 231 205 / 279	 CVP020K 29202	[o] 247.7 x 109.7 x 30 Knorr SB 7000		 CVP020K 29202	[o] 247.7 x 109.7 x 30 Knorr SB 7000	
			 MP302S7100 17238	W 143 x iaL 178 x ø 410		 MP362S7100 19496	W 223 x iaL 178,0 x ø 410	
			 MP302S7115 17238	 W 143 x iaL 178,0 x ø 410		 MP362S7115 19496	 W 223 x iaL 178,0 x ø 410	
			 MP322S7100 19495	W 183 x iaL 178,0 x ø 410		 8 x 18	ø 8 x L 18	64x
			 MP322S7115 19495	 W 183 x iaL 178,0 x ø 410		 CVD552	ø 430 x 45 x 132	
			 8 x 18	ø 8 x L 18	64x	 CVD670	ø 430 x 45 x 144	see techn. info.
			 CVD552	ø 430 x 45 x 132	see techn. info.			
			 CVD670	ø 430 x 45 x 144	see techn. info.			
1823 AK (4x4) 1828 A (4x4) 1828 AK (4x4)	04/98→10/04 04/98→10/04 04/98→10/04	170 / 231 205 / 279 205 / 279	 MP322S7100 19495	W 183 x iaL 178,0 x ø 410		 MP362S7100 19496	W 223 x iaL 178,0 x ø 410	
			 MP322S7115 19495	 W 183 x iaL 178,0 x ø 410		 MP362S7115 19496	 W 223 x iaL 178,0 x ø 410	
			 8 x 18	ø 8 x L 18	64x	 8 x 18	ø 8 x L 18	64x
1823 K (4x2) 1823 LS (4x2) 1828 K (4x2) 1828 LS (4x2)	04/98→10/04 04/98→10/04 04/98→10/04 04/98→10/04	170 / 231 170 / 231 205 / 279 205 / 279	 CVP020K 29202	[o] 247.7 x 109.7 x 30 Knorr SB 7000		 CVP020K 29202	[o] 247.7 x 109.7 x 30 Knorr SB 7000	
			 MP322S7100 19495	W 183 x iaL 178,0 x ø 410		 MP362S7100 19496	W 223 x iaL 178,0 x ø 410	
			 MP322S7115 19495	 W 183 x iaL 178,0 x ø 410		 MP362S7115 19496	 W 223 x iaL 178,0 x ø 410	
			 8 x 18	ø 8 x L 18	64x	 8 x 18	ø 8 x L 18	64x
			 CVD552	ø 430 x 45 x 132	see techn. info.	 CVD552	ø 430 x 45 x 132	
			 CVD670	ø 430 x 45 x 144	see techn. info.			
2523 L (6x2/4) 2528 L (6x2/2/4)	04/98→10/04 04/98→10/04	170 / 231 205 / 279	 CVP020K 29202	[o] 247.7 x 109.7 x 30 Knorr SB 7000	optional	 CVP020K 29202	[o] 247.7 x 109.7 x 30 Knorr SB 7000	optional
			 CVD552	ø 430 x 45 x 132	see techn. info.	 MP362S7100 19496	W 223 x iaL 178,0 x ø 410	
			 CVD670	ø 430 x 45 x 144	see techn. info.	 MP362S7115 19496	 W 223 x iaL 178,0 x ø 410	
						 8 x 18	ø 8 x L 18	64x
						 CVD552	ø 430 x 45 x 132	
2628 (6x4) 2628 B (6x4) 2628 K (6x4)	04/98→10/04 04/98→10/04 04/98→10/04	205 / 279 205 / 279 205 / 279	 CVP020K 29202	[o] 247.7 x 109.7 x 30 Knorr SB 7000	optional	 CVP020K 29202	[o] 247.7 x 109.7 x 30 Knorr SB 7000	optional
			 MP322S7100 19495	W 183 x iaL 178,0 x ø 410		 MP362S7100 19496	W 223 x iaL 178,0 x ø 410	⊕ dumper
			 MP322S7115 19495	 W 183 x iaL 178,0 x ø 410		 MP362S7115 19496	 W 223 x iaL 178,0 x ø 410	⊕ dumper
			 8 x 18	ø 8 x L 18	64x	 8 x 18	ø 8 x L 18	64x
			 CVD552	ø 430 x 45 x 132	see techn. info.	 CVD552	ø 430 x 45 x 132	
			 CVD670	ø 430 x 45 x 144	see techn. info.			
712 (4x2) 714, 714 L (4x2) 714 K (4x2) 715,715 L (4x2) 717, 717 L (4x2) 717 K (4x2) 812 (4x2) 814 K (4x2) 815,815 L (4x2) 815 F (4x2) 817 K (4x2)	01/98→10/04 01/98→10/04 01/98→10/04 01/98→10/04 01/98→10/04 01/98→10/04 01/98→10/04 01/98→10/04 01/98→10/04 01/98→10/04 01/98→10/04	90 / 122 100 / 136 100 / 136 112 / 152 125 / 170 125 / 170 90 / 122 100 / 136 112 / 152 112-115 / 152-156 125 / 170	 CVP035K 29183	173.6 x 84 x 34 Knorr SB 5000		 CVP035K 29183	173.6 x 84 x 34 Knorr SB 5000	
			 CVD557	ø 335 x 34 x 102		 CVD573	ø 335 x 34 x 111	
814, 814 L (4x2) 814 K (4x2) 815, 815 L (4x2) 817, 817 L (4x2) 817, 817 L (4x2) 823, 823 L (4x2)	01/98→10/04 01/98→10/04 01/98→10/04 01/98→10/04 01/98→10/04 01/98→10/04	100 / 136 100 / 136 112 / 152 125 / 170 125 / 170 170 / 231	 CVP035K 29183	173.6 x 84 x 34 Knorr SB 5000		 CVP035K 29183	173.6 x 84 x 34 Knorr SB 5000	
			 CVD557	ø 335 x 34 x 102		 CVD573	ø 335 x 34 x 111	⊕ axle BM 742503
						 CVD574	ø 335 x 34 x 111	⊕ axle BM 770000
815 K (4x2)	01/98→10/04	112 / 152	 CVP035K 29183	173.6 x 84 x 34 Knorr SB 5000		 CVP035K 29183	173.6 x 84 x 34 Knorr SB 5000	
			 CVD557	ø 335 x 34 x 102		 CVD573	ø 335 x 34 x 111	⊕ axle BM 742503
						 CVD574	ø 335 x 34 x 111	⊕ axle BM 7700000
815 K (4x2) 817 K (4x2) 823 K (4x2)	01/98→10/04 01/98→10/04 01/98→10/04	112 / 152 125 / 170 170 / 231	 CVP035K 29183	173.6 x 84 x 34 Knorr SB 5000		 CVP035K 29183	173.6 x 84 x 34 Knorr SB 5000	
























































kW / hp

**MERCEDES-BENZ****MERCEDES-BENZ****ATEGO  01/98→10/04**

815 K (4x2)	01/98→10/04	112 / 152		CVD557	ø 335 x 34 x 102		MB111122S7115 17290	W 130 x iaL 173,6 x ø 364	
817 K (4x2)	01/98→10/04	125 / 170					CVD573	ø 335 x 34 x 111	⊕ axle BM 742503
823 K (4x2)	01/98→10/04	170 / 231					CVD574	ø 335 x 34 x 111	⊕ axle BM 770000
914 K (4x2)	01/98→10/04	100 / 136		CVP036K 29095	[o] 210.7 x 92.5 x 30 Knorr SB 6000		CVP035K 29183	173.6 x 84 x 34 Knorr SB 5000	
				CVP035K 29183	173.6 x 84 x 34 Knorr SB 5000		MB1131142S7115 19506	W 160 x iaL 173,6 x ø 364	
				CVD557	ø 335 x 34 x 102		CVD573	ø 335 x 34 x 111	⊕ axle BM 742503
				CVD559	ø 377 x 45 x 134		CVD574	ø 335 x 34 x 111	⊕ axle BM 770000

ATEGO 2  10/04→

1015, 1015 L (4x2)	10/04→	112 / 152		CVP036K 29095	[o] 210.7 x 92.5 x 30 Knorr SB 6000		CVP035K 29183	173.6 x 84 x 34 Knorr SB 5000	
1016, 1016 L (4x2)	10/04→	115 / 156		CVP035K 29183	173.6 x 84 x 34 Knorr SB 5000		MB111122S7115 17290	W 130 x iaL 173,6 x ø 364	
1016, 1016 L (4x2)	10/04→	115 / 156		CVD557	ø 335 x 34 x 102		MB1131142S7115 19506	W 160 x iaL 173,6 x ø 364	
1018, 1018 L (4x2)	10/04→	130 / 177		CVD559	ø 377 x 45 x 134		CVD573	ø 335 x 34 x 111	⊕ axle BM 742503
1022, 1022 L (4x2)	10/04→	160 / 218					CVD574	ø 335 x 34 x 111	⊕ axle BM 770000
1023, 1023 L, 1024, 1024 L (4x2)	10/04→	170-175 / 231-238							
1024, 1024 L (4x2)	10/04→	175 / 238							
1026, 1026 L (4x2)	10/04→	188 / 256							
1029, 1029 L (4x2)	10/04→	210 / 286							
915, 915 L, 916, 916 L (4x2)	10/04→	112-115 / 152-156							
915 K (4x2)	10/04→	112 / 152							
916, 916 L (4x2)	10/04→	115 / 156							
918, 918 L (4x2)	10/04→	130 / 177							
922, 922 L (4x2)	10/04→	160 / 218							
923, 923 L, 924, 924 L (4x2)	10/04→	170-175 / 231-238							
924, 924 L (4x2)	10/04→	175 / 238							
926, 926 L (4x2)	10/04→	188 / 256							
929, 929 L (4x2)	10/04→	210 / 286							
1015 K (4x2)	10/04→	100 / 136		CVP036K 29095	[o] 210.7 x 92.5 x 30 Knorr SB 6000		CVP035K 29183	173.6 x 84 x 34 Knorr SB 5000	
				CVP035K 29183	173.6 x 84 x 34 Knorr SB 5000		MB1131142S7115 19506	W 160 x iaL 173,6 x ø 364	
				CVD557	ø 335 x 34 x 102		CVD573	ø 335 x 34 x 111	⊕ axle BM 742503
				CVD559	ø 377 x 45 x 134		CVD574	ø 335 x 34 x 111	⊕ axle BM 770000
1015 K, 1016 K (4x2)	10/04→	112-115 / 152-156		CVP036K 29095	[o] 210.7 x 92.5 x 30 Knorr SB 6000		CVP035K 29183	173.6 x 84 x 34 Knorr SB 5000	
1017 K, 1018 K (4x2)	10/04→	125-130 / 170-177		CVP035K 29183	173.6 x 84 x 34 Knorr SB 5000		MB111122S7115 17290	W 130 x iaL 173,6 x ø 364	⊕ dumper
1022 K (4x2)	10/04→	160 / 218		CVD557	ø 335 x 34 x 102		MB1131142S7115 19506	W 160 x iaL 173,6 x ø 364	
1024 K (4x2)	10/04→	175 / 238		CVD559	ø 377 x 45 x 134		CVD573	ø 335 x 34 x 111	⊕ axle BM 742503
916 K (4x2)	10/04→	115 / 156					CVD574	ø 335 x 34 x 111	⊕ axle BM 770000
918 K (4x2)	10/04→	130 / 177							
922 K (4x2)	10/04→	160 / 218							
924 K (4x2)	10/04→	175 / 238							
1017 AK (4x4)	10/04→	125 / 170		MB111122S7115 17290	W 130 x iaL 173,6 x ø 364		MB111122S7115 17290	W 130 x iaL 173,6 x ø 364	
1018 AK (4x4)	10/04→	130 / 177					MB1131142S7115 19506	W 160 x iaL 173,6 x ø 364	
1022 AK (4x4)	10/04→	160 / 218							
1024 AK (4x4)	10/04→	175 / 238							
918 AF (4x4)	10/04→	130 / 177							
922 AF (4x4)	10/04→	160 / 218							
926 AF (4x4)	10/04→	188 / 256							
1018 A (4x4)	10/04→	130 / 177		MB111122S7115 17290	W 130 x iaL 173,6 x ø 364		MB111122S7115 17290	W 130 x iaL 173,6 x ø 364	
1022 A (4x4)	10/04→	160 / 218		MP312S7100 19494	W 163 x iaL 178,0 x ø 410		MP312S7115 19494	W 160 x iaL 173,6 x ø 364	
1023 A, 1024 A (4x4)	10/04→	170-175 / 231-238		MP312S7115 19494	W 163 x iaL 178,0 x ø 410		MP312S7115 19494	W 160 x iaL 173,6 x ø 364	
1022 K0 (4x2)	10/04→	160 / 218		CVP036K 29095	[o] 210.7 x 92.5 x 30 Knorr SB 6000		CVP035K 29183	173.6 x 84 x 34 Knorr SB 5000	
				CVP035K 29183	173.6 x 84 x 34 Knorr SB 5000		CVD573	ø 335 x 34 x 111	
				CVD557	ø 335 x 34 x 102				
				CVD559	ø 377 x 45 x 134				
1215, 1215 L, 1216, 1216 L (4x2)	10/04→	112-115 / 152-156		CVP036K 29095	[o] 210.7 x 92.5 x 30 Knorr SB 6000		CVP036K 29095	[o] 210.7 x 92.5 x 30 Knorr SB 6000	
1216, 1216 L (4x2)	10/04→	115 / 156		CVP035K 29183	173.6 x 84 x 34 Knorr SB 5000		CVP035K 29183	173.6 x 84 x 34 Knorr SB 5000	
1218, 1218 L (4x2)	10/04→	130 / 177		CVD557	ø 335 x 34 x 102		MB1131142S7115 19506	W 160 x iaL 173,6 x ø 364	
1222, 1222 L (4x2)	10/04→	160 / 218		CVD559	ø 377 x 45 x 134		CVD560	ø 377 x 45 x 138	
1223, 1223 L, 1224, 1224 L (4x2)	10/04→	170-175 / 231-238							
1224, 1224 L (4x2)	10/04→	175 / 238							
1226, 1226 L (4x2)	10/04→12/14	188 / 256							
1229, 1229 L (4x2)	10/04→	210 / 286							
1216 K (4x2)	10/04→	115 / 156		CVP036K 29095	[o] 210.7 x 92.5 x 30 Knorr SB 6000		MB1131142S7115 19506	W 160 x iaL 173,6 x ø 364	⊕ dumper
1218 K (4x2)	10/04→	130 / 177							
1222 K (4x2)	10/04→	160 / 218							

I - M



kW / hp



MERCEDES-BENZ

MERCEDES-BENZ

ATEGO 2 10/04 →

1224 K (4x2)	10/04 →	175 / 238		CVD559	ø 377 x 45 x 134											
1318 K (4x2)	10/04 →	130 / 177														
1322 K (4x2)	10/04 →	160 / 218														
1324 K (4x2)	10/04 →	170-175 / 231-238														
1518 K (4x2)	10/04 →	130 / 177														
1522 K (4x2)	10/04 →	160 / 218														
1523 K, 1524 K (4x2)	10/04 →	175 / 238														
1526 K (4x2)	10/04 →	188 / 256														
1529 K (4x2)	10/04 →	210 / 286														
1618 K (4x2)	10/04 →	130 / 177														
1622 K (4x2)	10/04 →	160 / 218														
1624 K (4x2)	10/04 →	175 / 238														
1222 AF (4x4)	10/04 →	160 / 218									MP312S7100 19494	W 163 x iaL 178,0 x ø 410			MB1111122S7115 17290	W 130 x iaL 173,6 x ø 364
1226 AF (4x4)	10/04 →	188 / 256														
1322 AF (4x4)	10/04 →	160 / 218														
1326 AF (4x4)	10/04 →	188 / 256														
1329 AF (4x4)	10/04 →	210 / 286														
1522 AF (4x4)	10/04 →	160 / 218														
1526 AF (4x4)	10/04 →	188 / 256														
1529 AF (4x4)	10/04 →	210 / 286														
1222 F (4x2)	10/04 →	160 / 218		CVPO36K 29095	[o] 210.7 x 92.5 x 30 Knorr SB 6000			CVPO36K 29095	[o] 210.7 x 92.5 x 30 Knorr SB 6000							
1226, 1226 L (4x2)	10/04 →	188 / 256														
1226 F (4x2)	10/04 →	188 / 256		CVD559	ø 377 x 45 x 134			MB1111122S7115 19506	W 160 x iaL 173,6 x ø 364							
1228, 1228 L, 1229, 1229 L (4x2)	10/04 →	205-210 / 279-286														
1318, 1318 L (4x2)	10/04 →	130 / 177														
1322, 1322 L (4x2)	10/04 →	160 / 218														
1322 F (4x2)	10/04 →	160 / 218														
1323, 1323 L, 1324, 1324 L (4x2)	10/04 →	170-175 / 231-238														
1324, 1324 L (4x2)	10/04 →	175 / 238														
1326, 1326 L (4x2)	10/04 →	188 / 256														
1326, 1326 L (4x2)	10/04 →	188 / 256														
1326 F (4x2)	10/04 →	188 / 256														
1328, 1328 L, 1329, 1329 L (4x2)	10/04 →	205-210 / 279-286														
1329, 1329 L (4x2)	10/04 →	210 / 286														
1329 F (4x2)	10/04 →	210 / 286														
1318 A (4x4)	10/04 →	130 / 177		MP312S7100 19494	W 163 x iaL 178,0 x ø 410			CVPO36K 29095	[o] 210.7 x 92.5 x 30 Knorr SB 6000							
1322 A (4x4)	10/04 →	160 / 218														
1323 A, 1324 A (4x4)	10/04 →	170-175 / 231-238														
				MP312S7115 19494	W 163 x iaL 178,0 x ø 410			MB1111122S7115 17290	W 130 x iaL 173,6 x ø 364							
				MB1131142S7115 19506	W 160 x iaL 173,6 x ø 364			CVD560	ø 377 x 45 x 138							
1318 AK (4x4)	10/04 →	130 / 177		MP312S7100 19494	W 163 x iaL 178,0 x ø 410			MB1131142S7115 19506	W 160 x iaL 173,6 x ø 364							
1322 AK (4x4)	10/04 →	160 / 218														
1324 AK (4x4)	10/04 →	175 / 238														
1518 A (4x4)	10/04 →	130 / 177														
1518 AK (4x4)	10/04 →	130 / 177														
1522 A (4x4)	10/04 →	160 / 218														
1522 AK (4x4)	10/04 →	160 / 218														
1523 A, 1524 A (4x4)	10/04 →	170-175 / 231-238														
1524 AK (4x4)	10/04 →	175 / 238														
1526 AK (4x4)	10/04 →	188 / 256														
1529 AK (4x4)	10/04 →	210 / 286														
1322 LK0 (4x2)	10/04 →	160 / 218									CVPO36K 29095	[o] 210.7 x 92.5 x 30 Knorr SB 6000			CVPO36K 29095	[o] 210.7 x 92.5 x 30 Knorr SB 6000
1322 LS (4x2)	10/04 →	160 / 218														
1323 LS, 1324 LS (4x2)	10/04 →	170-175 / 231-238		CVD559	ø 377 x 45 x 134			CVD560	ø 377 x 45 x 138							
1324 LK0 (4x2)	10/04 →	175 / 238														
1326 LS (4x2)	10/04 →	188 / 256														
1328 LS, 1329 LS (4x2)	10/04 →	205-210 / 279-286														
1518, 1518 L (4x2)	10/04 →	130 / 177														
1522, 1522 L (4x2)	10/04 →	160 / 218														
1522 F (4x2)	10/04 →	160 / 218														
1523, 1523 L, 1524, 1524 L (4x2)	10/04 →	170-175 / 231-238														
1524, 1524 L (4x2)	10/04 →	175 / 238														
1526, 1526 L (4x2)	10/04 →	188 / 256														
1526, 1526 L (4x2)	10/04 →	188 / 256														
1528, 1528 L, 1529, 1529 L (4x2)	10/04 →	205-210 / 279-286														
1529, 1529 L (4x2)	10/04 →	210 / 286														
1529 F (4x2)	10/04 →	210 / 286														
1618 (4x2)	10/04 →	130 / 177														
1622 (4x2)	10/04 →	160 / 218														
1624 (4x2)	10/04 →	175 / 238														
1629 (4x2)	10/04 →	210 / 286														
1924 L (4x2)	10/04 →	175 / 238														
1924 L (6x2/4)	10/04 →	175 / 238														
1926 L (6x2/4)	10/04 →	188 / 256														
1926 L (4x2)	10/04 →	188 / 256														
1929 L (4x2)	10/04 →	210 / 286														
1929 L (6x2/4)	10/04 →	210 / 286														
2224 L (4x2)	10/04 →	175 / 238														
2224 L (6x2/4)	10/04 →	175 / 238														
2226 L (6x2/4)	10/04 →	188 / 256														
2226 L (4x2)	10/04 →	188 / 256														
2229 L (6x2/4)	10/04 →	210 / 286														
2229 L (4x2)	10/04 →	210 / 286														
2529 L (6x2/4)	10/04 →	210 / 286		CVPO20K 29202	[o] 247.7 x 109.7 x 30 Knorr SB 7000			CVPO20K 29202	[o] 247.7 x 109.7 x 30 Knorr SB 7000							



kW / hp

**MERCEDES-BENZ****MERCEDES-BENZ****ATEGO 2** **10/04** →

2529 L (6x2/4)	10/04 →	210 / 286	CVD552	ø 430 x 45 x 132	see techn. info.	MP362S7100 19496	W 223 x iaL 178,0 x ø 410	
			CVD670	ø 430 x 45 x 144	see techn. info.	MP362S7115 19496	W 223 x iaL 178,0 x ø 410	
						8 x 18	ø 8 x L 18	64x
						CVD552	ø 430 x 45 x 132	
712, 713 (4x2)	10/04 →	90-95 / 122-129	CVP035K 29183	173.6 x 84 x 34 Knorr SB 5000		CVP035K 29183	173.6 x 84 x 34 Knorr SB 5000	
715, 715 L, 716, 716 L (4x2)	10/04 →	112-115 / 152-156	CVD557	ø 335 x 34 x 102		CVD573	ø 335 x 34 x 111	
812, 813 (4x2)	10/04 →	90-95 / 122-129						
812 K (4x2)	10/04 →	90-95 / 122-129						
815 F (4x2)	10/04 →	100 / 136						
822 F (4x2)	10/04 →	160 / 218						
815, 815 L, 816, 816 L (4x2)	10/04 →	112-115 / 152-156	CVP035K 29183	173.6 x 84 x 34 Knorr SB 5000		CVP035K 29183	173.6 x 84 x 34 Knorr SB 5000	
815 K, 816 K (4x2)	10/04 →	112-115 / 152-156	CVD557	ø 335 x 34 x 102		CVD573	ø 335 x 34 x 111	⊕ axle BM 742503
816, 816 L (4x2)	10/04 →	115 / 156				CVD574	ø 335 x 34 x 111	⊕ axle BM 770000
816, 816 L (4x2)	10/04 →	115 / 156						
818, 818 L (4x2)	10/04 →	130 / 177						
818, 818 L (4x2)	10/04 →	130 / 177						
818 K (4x2)	10/04 →	130 / 177						
822, 822 L (4x2)	10/04 →	160 / 218						
822, 822 L (4x2)	10/04 →	160 / 218						
823, 823 L, 824, 824 L (4x2)	10/04 →	170-175 / 231-238						
824, 824 L (4x2)	10/04 →	175 / 238						
824 K (4x2)	10/04 →	175 / 238						
826, 826 L (4x2)	10/04 →	188 / 256						
829, 829 L (4x2)	10/04 →	210 / 286						
815 K, 816 K (4x2)	10/04 →	112-115 / 152-156	CVP035K 29183	173.6 x 84 x 34 Knorr SB 5000		CVP035K 29183	173.6 x 84 x 34 Knorr SB 5000	
818 K (4x2)	10/04 →	130 / 177	CVD557	ø 335 x 34 x 102		CVD573	ø 335 x 34 x 111	⊕ axle BM 742503
822 K (4x2)	10/04 →	160 / 218						
822 K (4x2)	10/04 →	160 / 218	CVP035K 29183	173.6 x 84 x 34 Knorr SB 5000		CVP035K 29183	173.6 x 84 x 34 Knorr SB 5000	
			CVD557	ø 335 x 34 x 102		MB1111122S7115 17290	W 130 x iaL 173,6 x ø 364	
						CVD573	ø 335 x 34 x 111	⊕ axle BM 742503
						CVD574	ø 335 x 34 x 111	⊕ axle BM 770000

ATEGO 3 **04/13** →

1016, 1016 L (4x2)	04/13 →	115 / 156	CVP035K 29183	173.6 x 84 x 34 Knorr SB 5000		CVP035K 29183	173.6 x 84 x 34 Knorr SB 5000	
1016 K (4x2)	04/13 →	115 / 156	CVD557	ø 335 x 34 x 102		CVD573	ø 335 x 34 x 111	
1018, 1018 L (4x2)	04/13 →	130 / 177						
1018 K (4x2)	04/13 →	130 / 177						
1018 KO (4x2)	04/13 →	130 / 177						
1021, 1021 L (4x2)	04/13 →	155 / 211						
1021 K (4x2)	04/13 →	155 / 211						
1021 KO (4x2)	04/13 →	155 / 211						
1023, 1023 L (4x2)	04/13 →	170 / 231						
1023 K (4x2)	04/13 →	170 / 231						
1023 KO (4x2)	04/13 →	170 / 231						
1024, 1024 L (4x2)	04/13 →	175 / 238						
1024 K (4x2)	04/13 →	175 / 238						
1227, 1227 L (4x2)	04/13 →	200 / 272						
716, 716 L (4x2)	04/13 →	115 / 156						
716, 716 L (4x2)	04/13 →	115 / 156						
716 K (4x2)	04/13 →	115 / 156						
718, 718 L (4x2)	04/13 →	130 / 177						
718 K (4x2)	04/13 →	130 / 177						
721, 721 L (4x2)	04/13 →	155 / 211						
721 K (4x2)	04/13 →	155 / 211						
723, 723 L (4x2)	04/13 →	170 / 231						
723 K (4x2)	04/13 →	170 / 231						
816, 816 L (4x2)	04/13 →	115 / 156						
816, 816 L (4x2)	04/13 →	115 / 156						
816 K (4x2)	04/13 →	115 / 156						
816 K (4x2)	04/13 →	115 / 156						
818, 818 L (4x2)	04/13 →	130 / 177						
818, 818 L (4x2)	04/13 →	130 / 177						
818 K (4x2)	04/13 →	130 / 177						
818 K (4x2)	04/13 →	130 / 177						
821, 821 L (4x2)	04/13 →	155 / 211						
821, 821 L (4x2)	04/13 →	155 / 211						
821 K (4x2)	04/13 →	155 / 211						
821 K (4x2)	04/13 →	155 / 211						
823, 823 L (4x2)	04/13 →	170 / 231						
823, 823 L (4x2)	04/13 →	170 / 231						
823 K (4x2)	04/13 →	170 / 231						
823 K (4x2)	04/13 →	170 / 231						
824, 824 L (4x2)	04/13 →	175 / 238						
824 K (4x2)	04/13 →	175 / 238						
916, 916 L (4x2)	04/13 →	115 / 156						
916 K (4x2)	04/13 →	115 / 156						
918, 918 L (4x2)	04/13 →	130 / 177						
918 F (4x2)	04/13 →	130 / 177						
918 K (4x2)	04/13 →	130 / 177						
921, 921 L (4x2)	04/13 →	155 / 211						

M
I
M



kW / hp

**MERCEDES-BENZ****MERCEDES-BENZ****ATEGO 3** **04/13** →

921 K (4x2)	04/13→	155 / 211		CVP035K 29183	173.6 x 84 x 34 Knorr SB 5000			CVP035K 29183	173.6 x 84 x 34 Knorr SB 5000	
923, 923 L (4x2)	04/13→	170 / 231								
923 F (4x2)	04/13→	170 / 231		CVD557	ø 335 x 34 x 102			CVD573	ø 335 x 34 x 111	
923 K (4x2)	04/13→	170 / 231								
924, 924 L (4x2)	04/13→	175 / 238								
924 K (4x2)	04/13→	175 / 238								
927 F (4x2)	04/13→	200 / 272								
1216, 1216 L (4x2)	04/13→	115 / 156		CVP036K 29095	[o] 210.7 x 92.5 x 30 Knorr SB 6000	⊖ axle BM 730722		CVP036K 29095	[o] 210.7 x 92.5 x 30 Knorr SB 6000	⊖ axle BM 724517
1216, 1216 L (4x2)	04/13→	115 / 156								
1218, 1218 L (4x2)	04/13→	130 / 177		CVP035K 29183	173.6 x 84 x 34 Knorr SB 5000	⊕ axle BM 730722		CVP035K 29183	173.6 x 84 x 34 Knorr SB 5000	⊕ axle BM 742517
1218, 1218 L (4x2)	04/13→	130 / 177								
1221, 1221 L (4x2)	04/13→	155 / 211								
1221, 1221 L (4x2)	04/13→	155 / 211		CVD557	ø 335 x 34 x 102	⊕ axle BM 730722		CVD560	ø 377 x 45 x 138	⊖ axle BM 742517
1223, 1223 L (4x2)	04/13→	170 / 231								
1223, 1223 L (4x2)	04/13→	170 / 231		CVD559	ø 377 x 45 x 134	⊖ axle BM 730722		CVD573	ø 335 x 34 x 111	⊕ axle BM 742517
1224, 1224 L (4x2)	04/13→	175 / 238								
1224, 1224 L (4x2)	04/13→	175 / 238								
1227, 1227 L (4x2)	04/13→	175 / 238								
1230, 1230 L (4x2)	04/13→	220 / 299								
1230, 1230 L (4x2)	04/13→	220 / 299								
1216 K (4x2)	04/13→	115 / 156		CVP036K 29095	[o] 210.7 x 92.5 x 30 Knorr SB 6000			CVP036K 29095	[o] 210.7 x 92.5 x 30 Knorr SB 6000	
1218 K (4x2)	04/13→	130 / 177								
1221 K (4x2)	04/13→	155 / 211		CVD559	ø 377 x 45 x 134			CVD560	ø 377 x 45 x 138	
1223 F (4x2)	04/13→	170 / 231								
1223 K (4x2)	04/13→	170 / 231								
1224 K (4x2)	04/13→	175 / 238								
1227 F (4x2)	04/13→	200 / 272								
1227 K (4x2)	04/13→	200 / 272								
1230 F (4x2)	04/13→	220 / 299								
1230 K (4x2)	04/13→	220 / 299								
1318, 1318 L (4x2)	04/13→	130 / 177								
1318 K (4x2)	04/13→	130 / 177								
1318 LK0 (4x2)	04/13→	130 / 177								
1321, 1321 L (4x2)	04/13→	155 / 211								
1321 K (4x2)	04/13→	155 / 211								
1321 LK0 (4x2)	04/13→	155 / 211								
1321 LS (4x2)	04/13→	155 / 211								
1323, 1323 L (4x2)	04/13→	170 / 231								
1323 F (4x2)	04/13→	170 / 231								
1323 K (4x2)	04/13→	170 / 231								
1323 LK0 (4x2)	04/13→	170 / 231								
1323 LS (4x2)	04/13→	170 / 231								
1324, 1324 L (4x2)	04/13→	175 / 238								
1324 K (4x2)	04/13→	175 / 238								
1324 LK0 (4x2)	04/13→	175 / 238								
1324 LS (4x2)	04/13→	175 / 238								
1327, 1327 L (4x2)	04/13→	200 / 272								
1327 F (4x2)	04/13→	200 / 272								
1327 K (4x2)	04/13→	200 / 272								
1327 LS (4x2)	04/13→	200 / 272								
1330, 1330 L (4x2)	04/13→	220 / 299								
1330 F (4x2)	04/13→	220 / 299								
1330 K (4x2)	04/13→	220 / 299								
1330 LS (4x2)	04/13→	220 / 299								
1518, 1518 L (4x2)	04/13→	130 / 177								
1518 K (4x2)	04/13→	130 / 177								
1521, 1521 L (4x2)	04/13→	155 / 211								
1521 K (4x2)	04/13→	155 / 211								
1523, 1523 L (4x2)	04/13→	170 / 231								
1523 K (4x2)	04/13→	170 / 231								
1524, 1524 L (4x2)	04/13→	175 / 238								
1524 K (4x2)	04/13→	175 / 238								
1527, 1527 L (4x2)	04/13→	200 / 272								
1527 F (4x2)	04/13→	200 / 272								
1527 K (4x2)	04/13→	200 / 272								
1530, 1530 L (4x2)	04/13→	220 / 299								
1530 F (4x2)	04/13→	220 / 299								
1530 K (4x2)	04/13→	220 / 299								
1223 AF (4x4)	04/13→	170 / 231		MP312S7100	W 163 x iaL 178,0 x ø 410					
1227 AF (4x4)	04/13→	200 / 272		19494						
1230 AF (4x4)	04/13→	220 / 299		MP312S7115	W 163 x iaL 178,0 x ø 410					
1318 A (4x4)	04/13→	130 / 177		19494						
1318 AK (4x4)	04/13→	130 / 177								
1321 A (4x4)	04/13→	155 / 211								
1321 AK (4x4)	04/13→	155 / 211								
1323 A (4x4)	04/13→	170 / 231								
1323 AF (4x4)	04/13→	170 / 231								
1323 AK (4x4)	04/13→	170 / 231								
1324 A (4x4)	04/13→	175 / 238								
1324 AK (4x4)	04/13→	175 / 238								
1327 AF (4x4)	04/13→	175 / 238								
1327 AK (4x4)	04/13→	200 / 272								
1330 AF (4x4)	04/13→	220 / 299								
1330 AK (4x4)	04/13→	220 / 299								
1518 A (4x4)	04/13→	130 / 177								
1521 A (4x4)	04/13→	155 / 211								
1521 AK (4x4)	04/13→	155 / 211								
1523 A (4x4)	04/13→	170 / 231								
1523 AK (4x4)	04/13→	170 / 231								
1524 A (4x4)	04/13→	175 / 238								
1524 AK (4x4)	04/13→	175 / 238								
1527 AF (4x4)	04/13→	200 / 272								
1527 AK (4x4)	04/13→	200 / 272								
1530 AF (4x4)	04/13→	220 / 299								
1530 AK (4x4)	04/13→	220 / 299								

AXOR **01/02** → **10/04**

1823 (4x2)	01/02→10/04	170 / 231		CVP020K 29202	[o] 247.7 x 109.7 x 30 Knorr SB 7000	optional		CVP020K 29202	[o] 247.7 x 109.7 x 30 Knorr SB 7000	optional
1823 K (4x2)	01/02→10/04	170 / 231								



kW / hp

**MERCEDES-BENZ****MERCEDES-BENZ****AXOR** **01/02→10/04**

1823 (4x2) 1823 K (4x2)	01/02→10/04 01/02→10/04	170 / 231 170 / 231	MP322S7100 19495	W 183 x iaL 178,0 x ø 410		MP362S7100 19496	W 223 x iaL 178,0 x ø 410	
			MP322S7115 19495	W 183 x iaL 178,0 x ø 410		MP362S7115 19496	W 223 x iaL 178,0 x ø 410	
			8 x 18	ø 8 x L 18	64x	8 x 18	ø 8 x L 18	64x
			CVD552	ø 430 x 45 x 132	see techn. info.	CVD552	ø 430 x 45 x 132	
			CVD670	ø 430 x 45 x 144	see techn. info.			
1835 LS (4x2) 1840 LS (4x2) 1843 LS (4x2) 2523 (6x2) 2528 (6x2) 2535 LS (6x2) 2540 LS (6x2) 2543 LS (6x2) 2623 L (6x2) 2628 L (6x2) 3228 C (8x2/4)	01/02→10/04 01/02→10/04 01/02→10/04 01/02→10/04 01/02→10/04 01/02→10/04 01/02→10/04 01/02→10/04 01/02→10/04 01/02→10/04 01/02→10/04	260 / 354 295 / 401 315 / 428 170 / 231 205 / 279 260 / 354 295 / 401 315 / 428 170 / 231 205 / 279 205 / 279	CVP020K 29202	[o] 247.7 x 109.7 x 30 Knorr SB 7000	optional	CVP020K 29202	[o] 247.7 x 109.7 x 30 Knorr SB 7000	optional
			CVD552	ø 430 x 45 x 132	see techn. info.	CVD552	ø 430 x 45 x 132	
			CVD670	ø 430 x 45 x 144	see techn. info.			
2523 K (6x2) 2628 B (6x4) 2628 K (6x4)	01/02→10/04 01/02→10/04 01/02→10/04	170 / 231 205 / 279 205 / 279	CVP020K 29202	[o] 247.7 x 109.7 x 30 Knorr SB 7000	optional	MP362S7100 19496	W 223 x iaL 178,0 x ø 410	
			MP322S7100 19495	W 183 x iaL 178,0 x ø 410		MP362S7115 19496	W 223 x iaL 178,0 x ø 410	
			MP322S7115 19495	W 183 x iaL 178,0 x ø 410		8 x 18	ø 8 x L 18	64x
			8 x 18	ø 8 x L 18	64x			
			CVD552	ø 430 x 45 x 132	see techn. info.			
			CVD670	ø 430 x 45 x 144	see techn. info.			

AXOR 2 **10/04→**

1823, 1823 L, 1824, 1824 L, LL (4x2)	10/04→	170-175 / 231-238	CVP020K 29202	[o] 247.7 x 109.7 x 30 Knorr SB 7000		CVP020K 29202	[o] 247.7 x 109.7 x 30 Knorr SB 7000	
1826, 1826 L, LL (4x2)	10/04→	188 / 256	MP302S7100 17238	W 143 x iaL 178,0 x ø 410		MP362S7100 19496	W 223 x iaL 178,0 x ø 410	
1828, 1828 L, 1829, 1829 L, LL (4x2)	10/04→	205-210 / 279-286	MP302S7115 17238	W 143 x iaL 178,0 x ø 410		MP362S7115 19496	W 223 x iaL 178,0 x ø 410	
1833, 1833 L, LL (4x2)	10/04→	240 / 326	MP322S7100 19495	W 183 x iaL 178,0 x ø 410		8 x 18	ø 8 x L 18	64x
			MP322S7115 19495	W 183 x iaL 178,0 x ø 410		CVD552	ø 430 x 45 x 132	
			8 x 18	ø 8 x L 18	64x			
			CVD552	ø 430 x 45 x 132	see techn. info.			
			CVD670	ø 430 x 45 x 144	see techn. info.			
1823 AK, 1824 AK (4x4)	10/04→	170-175 / 231-238	MP322S7100 19495	W 183 x iaL 178,0 x ø 410		MP362S7100 19496	W 223 x iaL 178,0 x ø 410	
1824 A (4x4)	10/04→	170-175 / 231-238	MP322S7115 19495	W 183 x iaL 178,0 x ø 410		MP362S7115 19496	W 223 x iaL 178,0 x ø 410	
1826 AK (4x4)	10/04→	188 / 256	8 x 18	ø 8 x L 18	64x	8 x 18	ø 8 x L 18	64x
1828 A, 1829 A (4x4)	10/04→	205-210 / 279-286						
1828 AK, 1829 AK (4x4)	10/04→	205-210 / 279-286						
1833 A (4x4)	10/04→	240 / 326						
1833 AK (4x4)	10/04→	240 / 326						
3535 K (8x4/4)	06/09→	260 / 354						
1823 K, 1823 KL, 1824 K (4x2)	10/04→	170-175 / 231-238	CVP020K 29202	[o] 247.7 x 109.7 x 30 Knorr SB 7000		CVP020K 29202	[o] 247.7 x 109.7 x 30 Knorr SB 7000	
1823 LS, 1824 LS (4x2)	10/04→	170-175 / 231-238	MP322S7100 19495	W 183 x iaL 178,0 x ø 410		MP362S7100 19496	W 223 x iaL 178,0 x ø 410	⊕ dumper
1826 K (4x2)	10/04→	188 / 256	MP322S7115 19495	W 183 x iaL 178,0 x ø 410		MP362S7115 19496	W 223 x iaL 178,0 x ø 410	⊕ dumper
1828 K, 1828 KL, 1829 K (4x2)	10/04→	205-210 / 279-286	8 x 18	ø 8 x L 18	64x	8 x 18	ø 8 x L 18	64x
1829 LS (4x2)	10/04→	210 / 286						
1833 K (4x2)	10/04→	240 / 326						
1833 LS (4x2)	10/04→	240 / 326	CVD552	ø 430 x 45 x 132	see techn. info.	CVD552	ø 430 x 45 x 132	
2628, 2629 (6x4)	10/04→	205-210 / 279-286	CVD670	ø 430 x 45 x 144	see techn. info.			
2628 B, 2629 B (6x4)	10/04→	205-210 / 279-286						
2628 K, 2629 K (6x4)	10/04→	205-210 / 279-286						
2633 (6x4)	10/04→	240 / 326						
2633 B (6x4)	10/04→	240 / 326						
2633 K (6x4)	10/04→	240 / 326						
3131 (6x4)	01/11→	228 / 310						
3335 (6x4)	10/04→	260 / 354						
3335 K (6x4)	06/09→	260 / 354						
3335 S (6x4)	09/08→	260 / 354						
3340, 3341 (6x4)	10/04→	295 / 401						
3340 K, 3341 K (6x4)	10/04→	295 / 401						
3340 S, 3341 S (6x4)	06/09→	295 / 400						
3343 (6x4)	10/04→	315 / 428						

I - M





kW / hp



MERCEDES-BENZ

MERCEDES-BENZ

AXOR 2 10/04 →

3343 B (6x4) 10/04 →	315 / 428		CVP020K 29202	[o] 247.7 x 109.7 x 30 Knorr SB 7000		CVP020K 29202	[o] 247.7 x 109.7 x 30 Knorr SB 7000	
3344 (6x4) 10/04 →	323-325 / 440-442		MP322S7100 19495	W 183 x iaL 178,0 x ø 410		MP362S7100 19496	W 223 x iaL 178,0 x ø 410	⊕ dumper
			MP322S7115 19495	W 183 x iaL 178,0 x ø 410		MP362S7115 19496	W 223 x iaL 178,0 x ø 410	⊕ dumper
			8 x 18	ø 8 x L 18	64x	8 x 18	ø 8 x L 18	64x
			CVD552	ø 430 x 45 x 132	see techn. info.	CVD552	ø 430 x 45 x 132	
			CVD670	ø 430 x 45 x 144	see techn. info.			
1828 LS (4x2) 10/04 →	205 / 279		CVP020K 29202	[o] 247.7 x 109.7 x 30 Knorr SB 7000		CVP020K 29202	[o] 247.7 x 109.7 x 30 Knorr SB 7000	
2535 S, 2535 LS (6x2) 10/04 →	260 / 354		MP322S7100 19495	W 183 x iaL 178,0 x ø 410		MP362S7100 19496	W 223 x iaL 178,0 x ø 410	
2540 S, 2541 S, LS (6x2) 10/04 →	295 / 401		MP322S7115 19495	W 183 x iaL 178,0 x ø 410		MP362S7115 19496	W 223 x iaL 178,0 x ø 410	
3335 B (6x4) 10/04 → 10/05	260 / 354		8 x 18	ø 8 x L 18	64x	8 x 18	ø 8 x L 18	64x
3340 B (6x4) 10/04 → 10/05	295 / 401		CVD552	ø 430 x 45 x 132	see techn. info.	CVD552	ø 430 x 45 x 132	
3343 K (6x4) 01/11 →	315 / 428		CVD670	ø 430 x 45 x 144	see techn. info.			
3344 K (6x4) 01/11 →	315 / 428							
4135 B (8x4/4) 10/05 →	260 / 354							
4135 K (8x4/4) 06/09 →	260 / 354							
4140 B (8x4/4) 01/11 →	295 / 401							
4140 K (8x4/4) 06/09 →	295 / 401							
4143 B (8x4/4) 01/11 →	315 / 428							
4143 K (8x4/4) 06/09 →	315 / 428							
4143 K (6x4) 01/11 →	315 / 428							
1835 LS (4x2) 01/11 →	260 / 354		CVP020K 29202	[o] 247.7 x 109.7 x 30 Knorr SB 7000		CVP020K 29202	[o] 247.7 x 109.7 x 30 Knorr SB 7000	
1836 LS, LLS (4x2) 10/04 →	265 / 360		CVD552	ø 430 x 45 x 132	see techn. info.	CVD552	ø 430 x 45 x 132	
1840 LS, LLS (4x2) 10/04 →	295 / 401		CVD670	ø 430 x 45 x 144	see techn. info.			
1843 LS, LLS (4x2) 10/04 →	315 / 428							
1933 (4x2) 10/04 →	240 / 326							
1933 S (4x2) 01/11 →	240 / 326							
2035 S, 2036 S, LS (4x2) 01/11 →	260 / 354							
2040 S, 2041 S, LS (4x2) 01/11 →	295 / 401							
2044 S (4x2) 01/11 →	315 / 428							
2436 LS, 2536 LS (6x2) 10/04 →	265 / 360							
2440 LS, 2540 LS (6x2) 10/04 →	295 / 401							
2443 LS, 2543 LS (6x2) 10/04 →	315 / 428							
2523 (6x2) 01/11 →	170 / 231							
2528 L, 2529 L (6x2/2/4) 10/04 →	205-210 / 279-286							
2533, 2533 L (6x2/2/4) 10/04 →	240 / 326							
2535 L, 2536 L, 2536 LL (6x2) 10/04 →	260-265 / 354-360							
2540 L, LL (6x2) 10/04 →	295 / 401							
2543 L, LL (6x2) 10/04 →	315 / 428							
2543 S, 2543 LS (6x2) 10/04 →	315 / 428							
2635 B (6x4) 10/05 →	260 / 354							
2636 (6x4) 10/04 →	265 / 360							
2636 B (6x4) 10/04 →	265 / 360							
2636 K (6x4) 10/04 →	265 / 360							
2640 (6x4) 10/04 →	295 / 401							
2640 B (6x4) 10/04 →	295 / 401							
2640 K (6x4) 10/04 →	295 / 401							
2640 S, 2641 S, LS (6x4) 10/04 →	295 / 401							
2643 (6x4) 10/04 →	315 / 428							
2643 B (6x4) 10/04 →	315 / 428							
2643 K (6x4) 10/04 →	315 / 428							
2644 S, LS (6x4) 01/11 →	323-324 / 439-441							
2644 S, LS (6x4) 01/11 →	315 / 428							
3228 (8x4) 01/11 →	205 / 279							
3235 (8x2/4) 10/04 →	260 / 354							
3236 B (8x4/4) 10/04 →	265 / 360							
3236 K (8x4/4) 10/04 →	265 / 360							
3240 (8x2/4) 03/05 →	295 / 401							
3240 B (8x4/4) 10/04 →	295 / 401							
3240 K (8x4/4) 10/04 →	295 / 401							
3243 (8x2/4) 10/04 →	315 / 428							
3243 B (8x4/4) 10/04 →	315 / 428							
3243 K (8x4/4) 10/04 →	315 / 428							
2528 K, 2528 KL (6x2) 01/11 →	205 / 279		CVP020K 29202	[o] 247.7 x 109.7 x 30 Knorr SB 7000		MP362S7100 19496	W 223 x iaL 178,0 x ø 410	
3028 B (6x4) 01/11 →	205 / 279		MP322S7100 19495	W 183 x iaL 178,0 x ø 410		MP362S7115 19496	W 223 x iaL 178,0 x ø 410	
3028 K (6x4) 01/11 →	205 / 279		MP322S7115 19495	W 183 x iaL 178,0 x ø 410		8 x 18	ø 8 x L 18	64x
			8 x 18	ø 8 x L 18	64x			
			CVD552	ø 430 x 45 x 132	see techn. info.			
			CVD670	ø 430 x 45 x 144	see techn. info.			
2544 S, 2544 LS (6x2) 10/04 →	323 / 439		MP322S7100 19495	W 183 x iaL 178,0 x ø 410				
3343 S (6x4) 01/11 →	315 / 428		MP322S7115 19495	W 183 x iaL 178,0 x ø 410				
3344 K (6x4) 10/04 →	323-325 / 440-442		8 x 18	ø 8 x L 18	64x			
3344 S (6x4) 10/04 →	323-325 / 440-442							
4140 (6x4) 01/11 →	295 / 401							
4141 K (6x4) 01/11 →	295 / 401							
4144 (8x4/4) 01/11 →	315 / 428							
4144 K (6x4) 10/04 →	323-325 / 440-442							



kW / hp

**MERCEDES-BENZ****MERCEDES-BENZ****CAPACITY (O 530 GL) 04/07 →**

CapaCity (8x2)	04/07 →	260 / 354		CVP020KPSV 29087	[o] 247.7 x 109.7 x 30 Knorr SB 7000			CVP020KPSV 29087	[o] 247.7 x 109.7 x 30 Knorr SB 7000	
				CVD552	ø 430 x 45 x 132	see techn. info.		CVD552	ø 430 x 45 x 132	
				CVD670	ø 430 x 45 x 144	see techn. info.				

CITARO (O 530) 01/98 →

Citaro, Citaro MUE (4x2)	01/98 →	210 / 286		CVP020KPSV 29087	[o] 247.7 x 109.7 x 30 Knorr SB 7000			CVP020KPSV 29087	[o] 247.7 x 109.7 x 30 Knorr SB 7000	
Citaro BZ (4x2)	01/02 →	225 / 306								
Citaro G (6x2)	01/98 →	185 / 252		CVD552	ø 430 x 45 x 132	see techn. info.		CVD552	ø 430 x 45 x 132	
Citaro G (6x2)	01/99 →	205 / 279								
Citaro G, Citaro GN3, Citaro LÜ (6x2)	01/98 →	220 / 299		CVD670	ø 430 x 45 x 144	see techn. info.				
Citaro G, Citaro LÜ (6x2)	01/98 →	260 / 354								
Citaro GNG (6x2)	04/00 →	240 / 326								
Citaro N (4x2)	01/98 →	185 / 252								
Citaro N (4x2)	01/98 →	205 / 279								
Citaro N (4x2)	01/98 →	170 / 231								
Citaro N (6x2)	01/99 →	205 / 279								
Citaro N (4x2)	04/99 →	180 / 245								
Citaro N, Citaro MUE (4x2)	01/98 →	220 / 299								
Citaro N, Citaro MUE (4x2)	01/98 →	260 / 354								
Citaro NG (4x2)	04/00 →	240 / 326								
Citaro NG (4x2)	06/00 →	185 / 252								
Citaro Ü (6x2)	05/12 →	265 / 360								
Citaro Ü (4x2)	05/12 →	220 / 299								

CITO (O 520) 06/99 →

130 kW (4x2)	06/99 →	130 / 177		CVP020KPSV 29087	[o] 247.7 x 109.7 x 30 Knorr SB 7000			CVP020KPSV 29087	[o] 247.7 x 109.7 x 30 Knorr SB 7000	
				CVD552	ø 430 x 45 x 132	see techn. info.		CVD552	ø 430 x 45 x 132	
				CVD670	ø 430 x 45 x 144	see techn. info.				

CONECTO (O 345) 11/01 →

CONECTO 12M (4x2)	11/01 →	157 / 214		CVP020KPSV 29087	[o] 247.7 x 109.7 x 30 Knorr SB 7000			CVP020KPSV 29087	[o] 247.7 x 109.7 x 30 Knorr SB 7000	
CONECTO 12M (4x2)	11/01 →	210 / 286								
CONECTO 12M (4x2)	11/01 →	220 / 299		CVD552	ø 430 x 45 x 132	see techn. info.		CVD552	ø 430 x 45 x 132	
CONECTO 12M (4x2)	11/01 →	260 / 354								
CONECTO 12M (4x2)	11/01 →	205-210 / 279-286		CVD670	ø 430 x 45 x 144	see techn. info.				
CONECTO 18M (6x2)	11/01 →	260 / 354								
CONECTO 18M (6x2)	11/01 →	185 / 252								
CONECTO 18M (6x2)	11/01 →	220 / 299								
CONECTO C, H, M, UE (4x2)	11/01 →	185 / 252		PB18192S7113 19699	W 160 x iaL 196,0 x ø 410			PB18192S7113 19699	W 220 x iaL 174,3 x ø 410	
CONECTO C, H, M, UE (4x2)	11/01 →	260 / 354								
CONECTO C, H, M, UE (4x2)	11/01 →	220 / 299		5X15FTSTB32 Me	ø 5 x L 15.5	64x		5X15FTSTB32 Me	ø 5 x L 15.5	96x
CONECTO C, H, M, UE (6x2)	11/01 →	185 / 252								
CONECTO C, H, M, UE (6x2)	11/01 →	220 / 299								
CONECTO C, H, M, UE (4x2)	11/01 →	157 / 214								
CONECTO C, H, M, UE (6x2)	11/01 →	260 / 354								
CONECTO C, H, UE (4x2)	11/01 →	205 / 279								

ECONIC 01/98 →

1823 L, 1823 LL (4x2)	03/98 →	170 / 231		CVP020KPSV 29087	[o] 247.7 x 109.7 x 30 Knorr SB 7000			CVP020KPSV 29087	[o] 247.7 x 109.7 x 30 Knorr SB 7000	
1824 L, 1824 LL (4x2)	10/06 →	175 / 238								
1828 L (4x2)	10/00 →	205 / 279		CVD552	ø 430 x 45 x 132	see techn. info.		CVD552	ø 430 x 45 x 132	
1828 L, 1828 LL (4x2)	03/98 →	205 / 279								
1828 L, 1828 LL (4x2)	10/06 →	205 / 279								
1828 LLS (4x2)	10/00 →	205 / 279		CVD670	ø 430 x 45 x 144	see techn. info.				
1829 L, 1829 LL (4x2)	10/06 →	210 / 286								
1833 L, 1833 LL (4x2)	10/06 →	240 / 326								
2624 L (6x2/4)	03/98 →	175 / 238								
2628 L (6x2/4)	10/00 →	205 / 279								
2628 L (6x4)	10/01 →	205 / 279								
2628 LL (6x4)	01/98 →	205 / 279								
2628 LL (6x2/4)	03/98 →	205 / 279								
2629 L, 2629 LL (6x4)	10/01 →	210 / 286								
2629 L, 2629 LL (6x2/4)	10/01 →	210 / 286								
2633 L (6x4)	10/01 →	240 / 326								
2633 L, 2633 LL (6x2/4)	10/07 →	240 / 326								
2633 LL (6x4)	10/07 →	240 / 326								
3233 L, 3233 LL (8x4/4)	10/07 →	240 / 326								
1828 LS (4x2)	10/04 →	205 / 279		CVP020K 29202	[o] 247.7 x 109.7 x 30 Knorr SB 7000			CVP020K 29202	[o] 247.7 x 109.7 x 30 Knorr SB 7000	
1829 LS (4x2)	10/07 →	210 / 286								
1833 LS (4x2)	10/07 →	240 / 326								
2628 L (6x2/4)	10/00 →	205 / 279		CVD552	ø 430 x 45 x 132	see techn. info.		CVD552	ø 430 x 45 x 132	
				CVD670	ø 430 x 45 x 144	see techn. info.				

ECONIC 2 04/13 →

1830 LL (4x2)	04/13 →	220 / 299		CVP115K	[o] 247.3 x 109.5 x 30 Knorr SM 7			CVP114K	[o] 247.3 x 109.5 x 30 Knorr SL7	
1835 LL (4x2)	04/13 →	260 / 354						CVD552	ø 430 x 45 x 132	
2630 LL (6x4)	04/13 →	220 / 299								
2630 LL (6x2/4)	04/13 →	220 / 299								
2635 LL (6x4)	04/13 →	260 / 354								
2635 LL (6x2/4)	04/13 →	260 / 354								

INTEGRO (O 550) 01/06 →

Integro, Integro M (4x2)	01/06 →	260 / 354		CVP020KPSV 29087	[o] 247.7 x 109.7 x 30 Knorr SB 7000			CVP020KPSV 29087	[o] 247.7 x 109.7 x 30 Knorr SB 7000	
Integro, Integro M (4x2)	01/06 →	210 / 286								
Integro, Integro M (4x2)	01/06 →	220 / 299		CVD552	ø 430 x 45 x 132	see techn. info.		CVD552	ø 430 x 45 x 132	
Integro L (6x2)	01/06 →	300 / 408								
Integro L (6x2)	01/06 →	210 / 286								
Integro L (6x2)	01/06 →	260 / 354		CVD554	ø 432 x 45 x 135					
Integro L (6x2)	01/06 →	220 / 300								



kW / hp

**MERCEDES-BENZ****MERCEDES-BENZ****INTEGRO (O 550) 01/06 →**

Integro, Integro M (4x2)	01/06 →	260 / 354		CVD670	ø 430 x 45 x 144	see techn. info.			
Integro, Integro M (4x2)	01/06 →	210 / 286							
Integro, Integro M (4x2)	01/06 →	220 / 299							
Integro L (6x2)	01/06 →	300 / 408							
Integro L (6x2)	01/06 →	210 / 286							
Integro L (6x2)	01/06 →	260 / 354							
Integro L (6x2)	01/06 →	220 / 300							

INTOURO 01/05 →

Intouro, Intouro E, Intouro M, Intouro ME (4x2)	01/05 →	220 / 299		CVP020KPSV 29087	[o] 247.7 x 109.7 x 30 Knorr SB 7000			CVP020KPSV 29087	[o] 247.7 x 109.7 x 30 Knorr SB 7000
Intouro, Intouro E, Intouro M, Intouro ME (4x2)	01/05 →	260 / 354		CVD552	ø 430 x 45 x 132	see techn. info.		CVD552	ø 430 x 45 x 132
Intouro, Intouro E, Intouro M, Intouro ME (4x2)	01/05 →	300 / 408							
Intouro, Intouro E, Intouro M, Intouro ME (4x2)	01/05 →	210 / 286		CVD670	ø 430 x 45 x 144	see techn. info.			

LK/LN2 01/84 → 12/98

1114, 1114 L (4x2)	01/84 → 12/98	95-100 / 129-136		MB1131142S7115 19506	W 160 x iaL 173,6 x ø 364			MB1131142S7115 19506	W 160 x iaL 173,6 x ø 364
1114 A (4x4)	02/87 → 12/98	96-102 / 131-139							
1114 AK (4x4)	02/87 → 12/98	95-100 / 129-136							
1114 K (4x2)	03/84 → 12/98	95-100 / 129-136							
1114 S (4x2)	03/84 → 12/98	95-100 / 129-136							
1117, 1117 L (4x2)	01/84 → 12/98	116-125 / 158-170							
1117, 1117 L (4x2)	03/96 → 12/98	125 / 170							
1117 A (4x4)	06/87 → 12/98	116-125 / 158-170							
1117 AK (4x4)	04/84 → 12/98	125 / 170							
1117 K (4x2)	04/84 → 12/98	116-125 / 158-170							
1117 K (4x2)	03/96 → 12/98	125 / 170							
1117 LO (4x2)	03/96 → 12/98	125 / 170							
1117 O, 1117 LO (4x2)	01/84 → 12/98	116-125 / 158-170							
1117 S (4x2)	03/96 → 12/98	125 / 170							
1117 S, 1117 LS (4x2)	01/84 → 12/98	116-125 / 158-170							
1120, 1120 L (4x2)	01/84 → 12/98	148-155 / 201-211							
1120 AF (4x4)	02/87 → 12/98	150-155 / 204-211							
1120 F (4x2)	02/90 → 12/98	150-155 / 204-211							
1120 L (4x2)	08/84 → 12/98	125 / 170							
1120 O, 1120 LO (4x2)	01/84 → 12/98	150-155 / 204-211							
1120 S, 1120 LS (4x2)	01/84 → 12/98	148-155 / 201-211							
1124 AF (4x4)	03/92 → 12/98	177 / 241							
1124 F (4x2)	03/92 → 12/98	155-177 / 211-241							
1214 A (4x4)	01/84 → 12/98	100 / 136							
1217 KO (4x2)	03/94 → 12/98	125 / 170							
1314 (4x2)	07/84 → 12/98	95-100 / 129-136							
1314 AK (4x4)	06/87 → 12/98	95-100 / 129-136							
1314 K (4x4)	07/84 → 12/98	95-100 / 129-136							
1314 KO (4x2)	07/84 → 12/98	95-100 / 129-136							
1317, 1317 L (4x2)	01/84 → 12/98	116-125 / 158-170							
1317, 1317 L (4x2)	03/96 → 12/98	125 / 170							
1317 AK (4x4)	08/84 → 12/98	116-125 / 158-170							
1317 AK (4x4)	12/92 → 12/98	155 / 211							
1317 K (4x2)	07/84 → 12/98	125 / 170							
1317 K (4x2)	03/96 → 12/98	125 / 170							
1317 KO (4x2)	03/94 → 12/98	116-125 / 158-170							
1317 KO (4x2)	03/96 → 12/98	125 / 170							
1317 LS (4x2)	03/96 → 12/98	125 / 170							
1317 S, 1317 LS (4x2)	01/84 → 12/98	116-125 / 158-170							
1320, 1320 L (4x2)	01/84 → 12/98	125 / 170							
1320, 1320 L (4x2)	01/84 → 12/98	148-155 / 201-211							
1320 AK (4x4)	12/92 → 12/98	155 / 211							
1320 L (4x2)	12/92 → 12/98	177 / 241							
1320 S, 1320 LS (4x2)	01/84 → 12/98	148-155 / 201-211							
1324, 1324 L (4x2)	01/84 → 12/98	170-177 / 231-241							
1324 L (4x2)	01/91 → 12/98	150 / 204							
1324 S, 1324 LS (4x2)	01/84 → 12/98	170-177 / 231-241							
O 1114, O 1114 L (4x2)	01/84 → 12/98	95-100 / 129-136							
809 (4x2)	03/84 → 12/98	63-66 / 86-90		MB1102S7115 17280		W 120 x iaL 259,1 x ø 308		MB1102S7115 17280	
809 K (4x2)	03/84 → 12/98	63-66 / 86-90							
811 (4x2)	03/94 → 12/98	77 / 105							
811 (4x2)	03/96 → 12/98	90 / 122							



kW / hp

**MERCEDES-BENZ****MERCEDES-BENZ****LK/LN2** **01/84 → 12/98**

811 K (4x2)	03/94 → 12/98	77 / 105		MB1102S7115 17280		W 120 x iaL 259,1 x ø 308		MB1102S7115 17280		W 120 x iaL 259,1 x ø 308	
811 K (4x2)	03/96 → 12/98	90 / 122									
814 LO (4x2)	03/96 → 12/98	100 / 136									
814 O, 814 LO (4x2)	01/84 → 12/98	95-100 / 129-136									
817 LO (4x2)	03/96 → 12/98	125 / 170									
817 O, 817 LO (4x2)	01/84 → 12/98	116-125 / 158-170									
O 814, O 814 L (4x2)	01/84 → 12/98	103 / 140									
814,814L (4x2)	01/84 → 12/98	95-100 / 129-136		MB1102S7115 17280		W 120 x iaL 259,1 x ø 308		MB1152S7115 17287		W 135 x iaL 259,1 x ø 308	
814,814L (4x2)	03/96 → 12/98	100 / 136									
814,814 L (4x2)	01/84 → 12/98	103 / 140									
814 F (4x2)	05/86 → 12/98	95-100 / 129-136									
814 F (4x2)	03/94 → 12/98	103 / 140									
814 F (4x2)	03/96 → 12/98	100 / 136									
814 K (4x2)	03/84 → 12/98	95-100 / 129-136									
814 K (4x2)	03/94 → 12/98	103 / 140									
814 S (4x2)	03/84 → 12/98	95-100 / 129-136									
814 S (4x2)	03/94 → 12/98	103 / 140									
814 S (4x2)	03/96 → 12/98	100 / 136									
817,817 L (4x2)	01/84 → 12/98	116-125 / 158-170									
817,817 L (4x2)	03/96 → 12/98	125 / 170									
817 F (4x2)	03/84 → 12/98	116-125 / 158-170									
817 F (4x2)	03/96 → 12/98	125 / 170									
817 K (4x2)	01/86 → 12/98	116-125 / 158-170									
817 K (4x2)	03/96 → 12/98	125 / 170									
817 S,817 LS (4x2)	01/84 → 12/98	116-125 / 158-170									
817 S,817 LS (4x2)	03/96 → 12/98	125 / 170									
814 K (4x2)	03/96 → 12/98	100 / 136		MB1102S7115 17280		W 120 x iaL 259,1 x ø 308		MB1152S7115 17287		W 135 x iaL 259,1 x ø 308	
									L 10	ø 6.35 x L 15.9	96x
914 (4x2)	03/84 → 12/98	95-100 / 129-136		MB1152S7115 17287		W 135 x iaL 259,1 x ø 308		MB1152S7115 17287		W 135 x iaL 259,1 x ø 308	
914 K (4x2)	03/84 → 12/98	95-100 / 129-136									
914 KO (4x2)	01/87 → 12/98	95-100 / 129-136									
917 (4x2)	03/94 → 12/98	125 / 170									
917 (4x2)	03/96 → 12/98	125 / 170									
917 K (4x2)	03/94 → 12/98	125 / 170									
917 K (4x2)	03/96 → 12/98	125 / 170									
917 KO (4x2)	03/94 → 12/98	125 / 170									
917 KO (4x2)	03/96 → 12/98	125 / 170									
914 AK (4x4)	02/87 → 12/98	95-100 / 129-136		MB111122S7115 17290		W 130 x iaL 173,6 x ø 364		MB111122S7115 17290		W 130 x iaL 173,6 x ø 364	
914 AK (4x4)	02/87 → 12/98	125 / 170									
917 AF (4x4)	02/87 → 12/98	116-125 / 158-170									
917 AK (4x4)	03/94 → 12/98	125 / 170									

LP **01/67 → 10/77**

LP 911 B (4x2)	01/67 → 03/77	81-124 / 110-169		MB74752S7100 19706		W 163 x iaL 173,7 x ø 410					
LPS 911 B (4x2)	01/67 → 03/77	81 / 110									
LPO 808, LPO 809 (4x2)	09/67 → 10/77	63 / 85		MB69701S7115 15349		W 70 x iaL 244,4 x ø 300		MB69701S7115 15349		W 70 x iaL 244,4 x ø 300	
				MB72731S7115 15580		W 98 x iaL 244,0 x ø 300		MB72731S7115 15580		W 98 x iaL 244,0 x ø 300	

Medio **10/02 →**

Medio (4x2)	10/02 →	110 / 150		CVP002 29835		[o] 175 x 85 x 22 Lucas B2x60		CVP002 29835		[o] 175 x 85 x 22 Lucas B2x60	
				FK001				FK001			

MK **12/87 → 09/96**

1222 (4x2)	07/89 → 08/94	160-165 / 218-224		MP312S7100 19494		W 163 x iaL 178,0 x ø 410		MP312S7100 19494		W 163 x iaL 178,0 x ø 410	
1222 F (4x2)	07/89 → 08/94	160-165 / 218-224		MP312S7115 19494		W 163 x iaL 178,0 x ø 410		MP312S7115 19494		W 163 x iaL 178,0 x ø 410	
1222 S, 1222 LS (4x2)	07/89 → 08/94	160-165 / 218-224									
1224 F (4x2)	07/89 → 08/94	177 / 240									
1417 (4x2)	07/89 → 09/96	121-129 / 165-175									
1417 A (4x4)	09/89 → 09/96	121-129 / 165-175									
1417 AK (4x4)	09/89 → 09/96	121-129 / 165-175									
1417 K (4x2)	07/89 → 09/96	121-125 / 165-170									
1420,1420 L (4x2)	12/87 → 09/96	155 / 211									
1420 AK (4x4)	09/89 → 09/96	155 / 211									
1420 AK (4x4)	09/89 → 09/96	160-165 / 218-224									
1420 LS (4x2)	02/90 → 09/96	155 / 211									
1422 (4x2)	02/93 → 08/94	230 / 313									
1422,1422 L (4x2)	12/87 → 09/96	160-165 / 218-224									

I - M



kW / hp



MERCEDES-BENZ

MERCEDES-BENZ

MK **12/87→09/96**

1422 F (4x2)	07/89→09/93	160-165 / 218-224		MP312S7100 19494		W 163 x iaL 178,0 x ø 410			MP312S7100 19494		W 163 x iaL 178,0 x ø 410	
1422 F (4x2)	02/93→08/94	180-230 / 245-313		MP312S7115 19494		W 163 x iaL 178,0 x ø 410			MP312S7115 19494		W 163 x iaL 178,0 x ø 410	
1422 F (4x2)	03/93→08/94	177 / 241										
1422 LS (4x2)	02/93→08/94	200 / 272										
1422 S, 1422 LS (4x2)	12/87→09/96	160-165 / 218-224										
1424 (4x2)	07/89→09/96	177 / 240										
1424, 1424 L (4x2)	12/87→09/96	180-200 / 245-272										
1424, 1424 L (4x2)	12/87→09/96	180-200 / 245-272										
1424 S, 1424 LS (4x2)	12/87→09/96	180-200 / 245-272										
1424 S, 1424 LS (4x2)	12/87→09/96	180-200 / 245-272										
1426 S, 1426 LS (4x2)	12/87→09/96	191-195 / 260-265										
1427 (4x2)	02/93→09/96	200 / 272										
1427 F (4x2)	02/93→09/96	200 / 272										
1427 L (4x2)	12/87→09/96	200 / 272										
1427 LS (4x2)	02/93→09/96	200 / 272										
1427 S, 1427 LS (4x2)	02/93→09/96	200 / 272										
1429 AF (4x4)	01/92→09/96	213 / 290										
1431 (4x2)	12/87→08/96	230 / 313										
1431 (4x2)	12/87→08/96	213 / 290										
1431 F (4x2)	12/87→08/96	230 / 313										
1624 S (4x2)	12/87→09/96	180 / 245										
1624 S (4x2)	12/87→09/96	180 / 245										
1627 AF (4x4)	01/92→09/96	195 / 265										
1222 A, 1222 LA (4x4)	09/89→07/94	160-165 / 218-224		MP312S7100 19494		W 163 x iaL 178,0 x ø 410			MP362S7100 19496		W 223 x iaL 178,0 x ø 410	
1222 AF (4x4)	09/89→09/93	160-165 / 218-224		MP312S7115 19494		W 163 x iaL 178,0 x ø 410			MP362S7115 19496		W 223 x iaL 178,0 x ø 410	
1224 AF (4x4)	02/93→09/96	170-177 / 231-241							8 x 18		ø 8 x L 18	64x
1224 AF (4x4)	02/93→09/96	180 / 245										
1226 AF (4x4)	02/90→09/93	195-218 / 265-296										
1226 AF (4x4)	02/93→09/96	180-200 / 245-272										
1226 AF (4x4)	02/93→09/96	250 / 340										
1227 A (4x4)	01/92→07/92	200 / 272										
1227 AF, 1227 LAF (4x4)	01/92→07/92	200 / 272										
1231 AF (4x4)	01/92→09/96	230 / 313										
1234 AF (4x4)	01/92→09/96	250 / 340										
1717 AK (4x4)	09/89→08/94	129 / 175										
1722 AK (4x4)	12/88→08/94	200 / 272										
1722 AK (4x4)	12/88→08/94	177 / 241										
1722 AK (4x4)	12/88→08/94	151-165 / 205-224										
1726 AK (4x4)	06/89→08/94	195 / 265										
1820 AK (4x4)	07/93→09/96	155 / 211										
1820 K (4x2)	05/92→09/96	155 / 211										
1824 AK (4x4)	08/92→09/96	177 / 240										
1824 AK (4x4)	08/92→09/96	180 / 245										
1824 AK (4x4)	01/94→09/96	180-230 / 245-313										
1824 K (4x2)	08/92→09/96	180 / 245										
1824 K (4x2)	01/94→09/96	180 / 245										
1827 AK (4x4)	08/92→09/96	200 / 272										
1827 AK (4x4)	08/92→09/96	200 / 272										
1827 K (4x2)	01/94→09/96	200 / 272										
1831 K (4x2)	12/88→08/94	280 / 381										
1831 K (4x2)	12/88→08/94	230 / 313										
1427 F (4x2)	02/93→09/96	200 / 272		MP312S7100 19494		W 163 x iaL 178,0 x ø 410			MP362S7100 19496		W 223 x iaL 178,0 x ø 410	
				MP312S7115 19494		W 163 x iaL 178,0 x ø 410			MP362S7115 19496		W 223 x iaL 178,0 x ø 410	
									8 x 18		ø 8 x L 18	
1717, 1717 L (4x2)	12/87→09/96	129 / 175		MP322S7100 19495		W 183 x iaL 178,0 x ø 410			MP362S7100 19496		W 223 x iaL 178,0 x ø 410	
1717 K (4x2)	09/89→08/94	129 / 175										
1720, 1720 L (4x2)	12/87→09/96	150-155 / 204-211		MP322S7115 19495		W 183 x iaL 178,0 x ø 410			MP362S7115 19496		W 223 x iaL 178,0 x ø 410	
1720 L (4x2)	12/88→08/94	151-153 / 205-208							8 x 18		ø 8 x L 18	64x
1720 S (4x2)	02/90→08/94	155 / 211							8 x 18		ø 8 x L 18	64x
1722 (4x2)	08/88→08/94	153 / 208										
1722 (4x2)	12/88→08/94	218 / 296										
1722, 1722 L, 1722 LL (4x2)	12/87→09/96	151-165 / 205-224										
1722, 1722 L, 1722 LL (4x2)	08/88→08/94	160-165 / 208-224										
1722 K (4x2)	12/88→08/94	230 / 313										
1722 K (4x2)	12/88→08/94	153-165 / 208-224										
1722 L (4x2)	12/88→08/94	150 / 204										
1722 S (4x2)	12/88→08/94	153-165 / 208-224										
1726, 1726 L, 1726 LL (4x2)	12/87→09/96	195-218 / 265-296										
1726 K (4x2)	12/88→08/94	195 / 265										
1726 L, 1726 LL (4x2)	12/88→08/94	250 / 340										
1726 LL (4x2)	12/87→09/96	200 / 272										
1726 S, 1726 LS (4x2)	12/87→09/96	195-218 / 265-296										
1727 L (4x2)	12/88→08/94	200 / 272										



kW / hp



MERCEDES-BENZ

MERCEDES-BENZ

MK **12/87→09/96**

1729 (4x2)	12/87→09/96	210-218 / 286-296		MP322S7100 19495	W 183 x iaL 178,0 x ø 410		MP362S7100 19496	W 223 x iaL 178,0 x ø 410		
1729 LS (4x2)	12/87→09/96	213 / 290								
1733,1733 L, 1734 L (4x2)	12/87→09/96	243-250 / 330-340		MP322S7115 19495	W 183 x iaL 178,0 x ø 410		MP362S7115 19496	W 223 x iaL 178,0 x ø 410		
1733 S,1733 LS (4x2)	12/87→09/96	243-249 / 330-340		8 x 18	ø 8 x L 18	64x	8 x 18	ø 8 x L 18	64x	
1820,1820 L (4x2)	12/87→09/96	155 / 211								
1824 (4x2)	12/88→08/94	213 / 290								
1824 (4x2)	08/92→09/96	180 / 245								
1824 (4x2)	01/94→09/96	180 / 245								
1824,1824 L (4x2)	12/87→09/96	180 / 245								
1827,1827 L (4x2)	12/87→09/96	200 / 272								
1827,1827 L (4x2)	12/87→09/96	200 / 272								
1827 S,1827 LS (4x2)	12/87→09/96	200 / 272								
1827 S,1827 LS (4x2)	12/87→09/96	200 / 272								
1831,1831 L (4x2)	12/87→09/96	230 / 313								
1831,1831 L (4x2)	12/87→09/96	230 / 313								
1831 S,1831 LS (4x2)	12/87→09/96	230 / 313								
1831 S,1831 LS (4x2)	12/87→09/96	230 / 313								
1834,1834 L (4x2)	12/87→09/96	250 / 340								
1834 S,1834 LS (4x2)	12/87→09/96	250 / 340								
1926 (4x2)	12/87→09/96	195 / 265								
2422, 2422 L (4x2)	09/89→08/94	151-153 / 205-208								
2422, 2422 L (4x2)	09/89→08/94	160-165 / 205-208								
2426 (4x2)	12/87→09/96	195 / 265								
2426 L (4x2)	12/87→09/96	195 / 265								
2431 (4x2)	12/87→09/96	230 / 313								
2431 (4x2)	12/87→09/96	230 / 313								
2433 S (4x2)	12/87→09/96	243-250 / 330-340								
2524 L (4x2)	12/87→09/96	180 / 245								
2524 L (4x2)	12/87→09/96	180 / 245								
2527 L (4x2)	12/87→09/96	200 / 272								
2527 L (4x2)	12/87→09/96	200 / 272								
2531 L (4x2)	12/87→09/96	230 / 313								
2531 L (4x2)	12/87→09/96	230 / 313								
3231 L (4x2)	12/87→09/96	230 / 313								
3231 L (4x2)	12/87→09/96	230 / 313								
2320 L (4x2)	12/87→09/96	155 / 211		MP322S7100 19495	W 183 x iaL 178,0 x ø 410		MP322S7100 19495	W 183 x iaL 178,0 x ø 410	auxiliary axle	
2327 L (4x2)	12/87→09/96	200 / 272								
2327 L (4x2)	12/87→09/96	200 / 272								
2420,2420 L (6x2/2/4)	12/87→09/96	150-155 / 204-211		MP322S7115 19495	W 183 x iaL 178,0 x ø 410			MP322S7115 19495	W 183 x iaL 178,0 x ø 410	auxiliary axle
2422,2422 L (6x2/2/4)	12/87→09/96	153-165 / 208-224		8 x 18	ø 8 x L 18	64x		MP362S7100 19496	W 223 x iaL 178,0 x ø 410	
2422 L (6x2/4)	12/87→09/96	160-170 / 218-231						MP362S7115 19496	W 223 x iaL 178,0 x ø 410	
2422 L (6x2/4)	12/87→09/96	153 / 208								
2426, 2426 L (6x2/4)	02/90→08/94	195 / 265								
2426 L (6x2/4)	02/90→08/94	250 / 340								
2426 L (6x2/4)	02/90→08/94	200-230 / 272-313								
2427 L (6x2/4)	12/87→09/96	200 / 272								
2429 (6x2/2/4)	12/87→09/96	210-218 / 286-296								
2431 (6x2/2/4)	12/87→09/96	230 / 313								
2433 L (6x2/4)	12/87→09/96	243 / 330								
2433 L (6x2/4)	12/87→09/96	230 / 313								
2433 S,2433 LS (6x2/4)	12/87→09/96	243-249 / 330-339								
2522 L (6x2/4)	12/87→09/96	165 / 224								
2522 L (6x2/4)	12/87→09/96	153 / 208								
2524,2524 L (6x2/2/4)	12/87→09/96	180 / 245								
2524,2524 L (6x2/2/4)	12/87→09/96	180-200 / 245-272								
2527 L (6x2/4)	03/91→08/94	195 / 265								
2527 L (6x2/4)	09/92→09/96	200-230 / 272-313								
2527 L (6x2/4)	01/94→09/96	200-230 / 272-313								
2531,2531 L (6x2/2/4)	12/87→09/96	230 / 313								
2531,2531 L (6x2/2/4)	12/87→09/96	230 / 313								
2531 L (6x2/4)	12/87→09/96	230 / 313								
2531 L (6x2/4)	12/87→09/96	250 / 340								
2534 L (6x2/4)	12/87→09/96	250 / 340								
2534 L (6x2/4)	12/87→09/96	230 / 313								
2534 S,2534 LS (6x2/4)	12/87→09/96	250 / 340								
2422 (6x4)	09/89→08/94	160 / 224		MP322S7100 19495	W 183 x iaL 178,0 x ø 410		MP322S7100 19495	W 183 x iaL 178,0 x ø 410		
2422 B (6x4)	09/89→08/94	160-165 / 218-224								
2422 K (6x4)	09/89→08/94	160-165 / 218-224		MP322S7115 19495	W 183 x iaL 178,0 x ø 410			MP322S7115 19495	W 183 x iaL 178,0 x ø 410	
2426 (6x4)	01/90→08/94	195 / 265		8 x 18	ø 8 x L 18	64x		8 x 18	ø 8 x L 18	
2426 B (6x4)	02/90→08/94	195 / 265								
2427 B (6x4)	02/90→08/94	200 / 272								
2427 B (6x4)	02/90→08/94	210 / 286								
2433 K (6x4)	09/89→07/92	249 / 330								
2524 (6x4)	06/92→09/96	180 / 245								
2524 (6x4)	01/94→09/96	180 / 245								
2524 K (6x4)	06/92→09/96	180 / 245								
2524 K (6x4)	01/94→09/96	180 / 245								
2527 (6x4)	10/93→09/96	200 / 272								
2527 (6x4)	01/94→09/96	200 / 272								
2527 B (6x4)	03/91→09/96	200 / 272								
2527 B (6x4)	01/94→09/96	200 / 272								
2527 K (6x4)	10/93→09/96	200 / 272								
2527 K (6x4)	01/94→09/96	200 / 272								
2531 B (6x4)	12/87→09/96	230 / 313								

I - M



kW / hp

**MERCEDES-BENZ****MERCEDES-BENZ****MK** **12/87→09/96**

2534 K (6x4)	01/91→09/96	250 / 340		MP322S7100 19495	W 183 x iaL 178,0 x ø 410		MP322S7100 19495	W 183 x iaL 178,0 x ø 410	
				MP322S7115 19495	W 183 x iaL 178,0 x ø 410		MP322S7115 19495	W 183 x iaL 178,0 x ø 410	
				8 x 18	ø 8 x L 18	64x		8 x 18	ø 8 x L 18 64x
2433,2433 L, 2434 L (6x2)	12/87→09/96	243-250 / 330-340		MP322S7100 19495	W 183 x iaL 178,0 x ø 410			MP312S7100 19494	W 163 x iaL 178,0 x ø 410 auxiliary axle
2534,2534 L (6x2)	12/87→09/96	250 / 340		MP322S7115 19495	W 183 x iaL 178,0 x ø 410			MP312S7115 19494	W 163 x iaL 178,0 x ø 410 auxiliary axle
				8 x 18	ø 8 x L 18	64x		MP362S7100 19496	W 223 x iaL 178,0 x ø 410
								MP362S7115 19496	W 223 x iaL 178,0 x ø 410
				8 x 18	ø 8 x L 18	64x		8 x 18	ø 8 x L 18 64x

NG - Series (30 t) **01/89→12/91**

3038 S (6x4)	01/89→12/91	276 / 375		MP322S7100 19495	W 183 x iaL 178,0 x ø 410		MP322S7100 19495	W 183 x iaL 178,0 x ø 410	
				MP322S7115 19495	W 183 x iaL 178,0 x ø 410		MP322S7115 19495	W 183 x iaL 178,0 x ø 410	
				8 x 18	ø 8 x L 18	64x		8 x 18	ø 8 x L 18 64x

NG **08/73→09/96**

1013 (4x2)	02/76→12/84	96 / 130					MP291S7100 17682	W 123 x iaL 178,0 x ø 410	
1013 K (4x2)	02/76→12/84	96 / 130					MP291S7115 17682	W 123 x iaL 178,0 x ø 410	
1013 S (4x2)	02/76→12/84	96 / 130							
1017 (4x2)	11/75→02/91	124 / 168							
1017 K (4x2)	02/76→12/84	124 / 168							
1017 S,1017 LS (4x2)	08/73→09/96	124 / 168							
1013 A (4x4)	02/76→12/86	96 / 130		MP291S7100 17682	W 123 x iaL 178,0 x ø 410		MP291S7100 17682	W 123 x iaL 178,0 x ø 410	
1013 AK (4x4)	02/76→12/84	96 / 130		MP291S7115 17682	W 123 x iaL 178,0 x ø 410		MP291S7115 17682	W 123 x iaL 178,0 x ø 410	
1013 KO (4x2)	02/76→12/84	96 / 130							
1017 A (4x4)	11/75→02/91	124 / 168							
1017 AF (4x4)	11/75→09/85	124 / 168							
1017 AK (4x4)	02/76→12/84	124 / 168							
1017 AS (4x4)	04/77→09/85	124 / 168							
1017 KO,1017 F (4x2)	08/73→09/96	124 / 168							
1019 AF (4x4)	01/79→12/82	141-141 / 192-192							
1019 AF (4x4)	01/79→12/82	144 / 196							
1019 F (4x2)	01/79→12/82	141 / 192							
1213 (4x2)	09/75→05/86	96 / 130							
1213 A (4x4)	09/75→05/86	96 / 130							
1213 AK (4x4)	09/75→05/86	96 / 130							
1213 AKO (4x4)	09/75→05/86	96 / 130							
1213 AS (4x4)	09/75→05/86	96 / 130							
1213 K (4x2)	09/75→05/86	96 / 130							
1213 KO (4x2)	09/75→05/86	96 / 130							
1213 S (4x2)	09/75→05/86	96 / 130							
1217,1217 L (4x2)	08/73→09/96	124 / 168							
1217 A (4x4)	09/75→09/85	124 / 168							
1217 AK (4x4)	09/75→09/85	124 / 168							
1217 AS (4x4)	09/75→09/85	124 / 168							
1217 K (4x2)	09/75→12/84	124 / 168							
1217 KO (4x2)	09/75→09/85	124 / 168							
1217 S,1217 LS (4x2)	08/73→09/96	124 / 168							
1217 CA (4x4)	05/82→10/90	125 / 170		MP302S7100 17238	W 143 x iaL 178 x ø 410		MP302S7100 17238	W 143 x iaL 178 x ø 410	
1219 (4x2)	09/75→09/84	141 / 192		MP302S7115 17238	W 143 x iaL 178,0 x ø 410		MP302S7115 17238	W 143 x iaL 178,0 x ø 410	
1219 A (4x4)	09/75→12/82	141 / 192							
1219 AF (4x4)	09/75→09/84	141 / 192							
1219 AK (4x4)	09/75→12/84	141 / 192							
1219 F (4x2)	09/75→09/84	141 / 192							
1219 K (4x2)	09/75→09/84	141 / 192							
1219 S (4x2)	09/75→09/84	141 / 192							
1222 A (4x4)	05/82→10/90	159 / 216							
1225 AF (4x4)	05/82→12/91	206 / 280							
1225 AF (4x4)	05/82→12/91	213 / 290							
1228 AF (4x4)	05/82→12/91	206 / 280							
1413 (4x2)	09/75→12/84	96 / 130							
1413 A (4x4)	09/75→12/84	96 / 130							
1413 AK (4x4)	09/75→12/84	96 / 130							
1413 AKO (4x4)	09/75→12/84	96 / 130							
1413 K (4x2)	09/75→12/84	96 / 130							
1413 KO (4x2)	09/75→12/84	96 / 130							
1414 (4x2)	04/84→03/91	100 / 136							
1414 K (4x2)	04/84→03/91	100 / 136							
1417 (4x2)	05/75→12/84	124 / 168							
1417 A (4x4)	05/75→12/84	124 / 168							
1417 AK (4x4)	05/75→12/84	124 / 168							
1417 AKO (4x4)	05/75→12/84	124 / 168							
1417 C (4x2)	04/84→03/91	125 / 170							
1417 CA (4x4)	04/84→03/91	125 / 170							
1417 CAK (4x4)	04/84→03/91	125 / 170							
1417 CK (4x2)	04/84→03/91	125 / 170							
1417 K (4x2)	05/75→12/84	124 / 168							
1417 KO (4x2)	05/75→12/84	124 / 168							
1419,1419 L (4x2)	08/73→09/96	141 / 192							
1419 AK (4x4)	05/75→12/84	141 / 192							
1419 AS (4x4)	05/75→12/82	141 / 192							
1419 C,1419 CL (4x2)	08/73→09/96	141 / 192							
1419 F (4x2)	05/75→12/82	141 / 192							
1419 K (4x2)	05/75→12/82	141 / 192							
1419 S,1419 LS (4x2)	08/73→09/96	141 / 192							



kW / hp



MERCEDES-BENZ

MERCEDES-BENZ

NG **08/73→09/96**

1420,1420 L (4x2)	08/73→09/96	150 / 204		MP302S7100 17238	W 143 x iaL 178 x ø 410		MP302S7100 17238	W 143 x iaL 178 x ø 410	
1420 LS (4x2)	07/85→03/91	150 / 204					MP302S7115 17238	W 143 x iaL 178,0 x ø 410	
1422,1422 L (4x2)	08/73→09/96	159 / 216							
1422 F (4x2)	05/82→10/90	159 / 216							
1422 S, 1422 LS (4x2)	08/73→09/96	159 / 216							
1424,1424 L (4x2)	08/73→09/96	176 / 240							
1424 F (4x2)	07/75→01/87	176 / 240							
1424 K (4x2)	07/75→01/87	176 / 240							
1424 S,1424 LS (4x2)	08/73→09/96	176 / 240							
1425 AF (4x4)	08/73→09/96	184 / 250							
1425 S,1425 LS (4x2)	08/73→09/96	184 / 250							
1428 AF (4x4)	08/73→09/96	206 / 280							
1428 F (4x2)	05/82→12/91	206 / 280							
1429 AF (4x4)	08/73→09/96	213 / 290							
1814 (4x2)	04/84→03/91	100 / 136							
1222 (4x2)	07/82→02/90	159 / 216					MP302S7100 17238	W 143 x iaL 178 x ø 410	
1222 AF (4x4)	05/82→12/91	159 / 216					MP302S7115 17238	W 143 x iaL 178,0 x ø 410	
1222 F (4x2)	05/82→12/91	159 / 216							
1222 S (4x2)	07/82→02/90	159 / 216							
1613,1613 L (4x2)	08/73→09/96	96 / 130		MP312S7100 19494	W 163 x iaL 178,0 x ø 410		MP312S7100 19494	W 163 x iaL 178,0 x ø 410	optional
1613 KO (4x2)	01/75→12/84	96 / 130					MP312S7115 19494	W 163 x iaL 178,0 x ø 410	optional
1617,1617 L (4x2)	08/73→09/96	124 / 168							
1619,1619 L (4x2)	08/73→09/96	141 / 192							
1619 AK (4x4)	11/74→12/82	141 / 192							
1619 K (4x2)	11/74→12/82	141 / 192							
1619 KO (4x2)	11/74→01/87	141 / 192							
1619 S (4x2)	11/74→12/84	141 / 192							
1624,1624 L (4x2)	08/73→09/96	176 / 240							
1624 K (4x2)	07/75→08/82	176 / 240							
1624 S,1624 LS (4x2)	08/73→09/96	176 / 240							
1626,1626 L (4x2)	08/73→09/96	188 / 256							
1626 AK (4x4)	08/73→12/80	188 / 256							
1626 AS (4x4)	05/74→12/80	188 / 256							
1626 K (4x2)	08/73→12/80	188 / 256							
1626 S,1626 LS (4x2)	08/73→09/96	188 / 256							
1628,1628 L (4x2)	08/73→09/96	206 / 280							
1628 S,1628 LS (4x2)	08/73→09/96	206 / 280							
1632,1632 L (4x2)	08/73→09/96	235 / 320							
1632 AK (4x4)	08/73→08/82	235 / 320							
1632 AS (4x4)	05/74→09/83	235 / 320							
1632 K (4x2)	08/73→08/82	235 / 320							
1632 S,1632 LS (4x2)	08/73→09/96	235 / 320							
1633,1633 L (4x2)	08/73→09/96	243 / 330							
1633 S,1633 LS (4x2)	08/73→09/96	243 / 330							
1635,1635 L (4x2)	08/73→09/96	260 / 354							
1635 K (4x2)	02/86→07/89	260 / 354							
1635 S,1635 LS (4x2)	08/73→09/96	260 / 354							
1636,1636 L (4x2)	08/73→09/96	261 / 355							
1636 S,1636 LS (4x2)	08/73→09/96	261 / 355							
1638 (4x2)	11/80→12/86	276 / 375							
1638 S,1638 LS (4x2)	08/73→09/96	276 / 375							
1644 (4x2)	06/86→08/89	320 / 435							
1644 S,1644 LS (4x2)	08/73→09/96	320 / 435							
1613 K (4x2)	01/75→12/84	96 / 130		MP312S7100 19494	W 163 x iaL 178,0 x ø 410		MP312S7100 19494	W 163 x iaL 178,0 x ø 410	
1614 (4x2)	04/84→03/91	100 / 136					MP312S7115 19494	W 163 x iaL 178,0 x ø 410	
1614 K (4x2)	04/84→03/91	100 / 136							
1617 AK (4x4)	01/75→07/85	124 / 168							
1617 K (4x2)	01/75→07/85	124 / 168							
1617 KO (4x2)	01/75→07/85	124 / 168							
1617 S (4x2)	01/75→07/85	124 / 168							
1620,1620 L (4x2)	08/73→09/96	150 / 204							
1622,1622 L (4x2)	08/73→09/96	150-159 / 204-216							
1622 AK (4x4)	05/82→10/89	159 / 216							
1622 K (4x2)	05/82→10/89	159 / 216							
1622 S (4x2)	05/82→03/91	159 / 216							
1628 A (4x4)	01/80→05/89	206 / 280							
2028 A (6x6)	01/80→06/89	206 / 280							
2036 A (6x6)	01/80→06/89	260 / 354							
2219 (6x4)	06/76→01/87	141 / 192							
2219,2219 L (6x2/2/4)	08/73→09/96	141 / 192							
2219 K (6x4)	06/76→01/87	141 / 192							
2219 KO (6x4)	06/76→01/87	141 / 192							
2224 (6x2)	04/76→12/82	176 / 240							
2224 (6x4)	04/76→12/82	176 / 240							
2224 B (6x4)	05/75→03/84	176 / 240							
2224 K (6x4)	04/76→12/82	176 / 240							
2224 S (6x4)	07/76→12/82	176 / 240							
2226 (6x4)	09/75→12/80	188 / 256							
2226 S,2226 LS (6x4)	08/73→09/96	188 / 256							
2228 (6x4)	12/79→03/91	206 / 280							
2228 S (6x4)	12/79→03/91	206 / 280							
2232 (6x4)	05/74→09/83	235 / 320							
2232 S,2232 LS (6x4)	08/73→09/96	235 / 320							
2233 (6x4)	11/80→05/87	243 / 330							
2233 S (6x4)	11/80→05/87	243 / 330							
2235 K (6x4)	03/86→07/89	260 / 354							
2236 S (6x4)	12/84→03/91	261 / 355							
2238 S (6x4)	01/81→12/86	276 / 375							
2244 S (6x4)	10/85→07/89	320 / 435							
2422 K (6x2)	10/81→03/91	159 / 216							
2438 (6x2)	08/73→09/96	276 / 375							
2528 A (4x4)	01/80→03/91	206 / 280							
2528 AK (4x4)	01/80→03/91	206 / 280							
2626 (6x4)	06/75→03/81	188 / 256							
2626 A (6x6)	06/75→03/81	188 / 256							
2626 AB (6x6)	05/74→12/80	188 / 256							
2626 AK (6x6)	08/73→12/81	188 / 256							
2626 AS (6x6)	06/75→03/81	188 / 256							
2626 B (6x4)	05/74→12/80	188 / 256							

I - M



kW / hp



MERCEDES-BENZ

MERCEDES-BENZ

NG **08/73→09/96**

2626 K (6x4)	08/73→03/81	188 / 256		MP312S7100		W 163 x iaL 178,0 x ø 410		MP312S7100		W 163 x iaL 178,0 x ø 410
2626 S (6x4)	06/75→03/81	188 / 256		19494				19494		
2628 (6x4)	02/80→03/91	206 / 280								
2628 A (6x6)	02/80→03/91	206 / 280		MP312S7115		W 163 x iaL 178,0 x ø 410		MP312S7115		W 163 x iaL 178,0 x ø 410
2628 A (6x6)	01/90→03/91	331 / 450		19494				19494		
2628 AK (6x6)	02/80→03/91	206 / 280								
2628 AS (6x6)	02/80→03/91	206 / 280								
2628 B (6x4)	02/80→08/89	206 / 280								
2628 K (6x4)	02/80→03/91	206 / 280								
2628 S (6x4)	02/80→03/91	206 / 280								
2632 (6x4)	05/74→09/83	235-236 / 320-321								
2632 A (6x6)	05/74→09/83	235-236 / 320-321								
2632 AK (6x6)	08/73→09/83	235-236 / 320-321								
2632 AS (6x6)	05/74→09/83	235-236 / 320-321								
2632 K (6x4)	08/73→09/83	235-236 / 320-321								
2632 S (6x4)	05/74→09/83	235-236 / 320-321								
2633 (6x4)	05/82→05/87	243 / 330								
2633 S (6x4)	05/82→05/87	243 / 330								
2635 (6x4)	04/86→03/91	260 / 354								
2635 A (6x6)	09/87→03/91	269 / 366								
2635 AK (6x6)	09/87→03/91	269 / 366								
2635 AS (6x6)	09/87→03/91	269 / 366								
2635 S (6x4)	04/86→03/91	260 / 354								
2636 (6x4)	11/81→03/91	261 / 355								
2636 A (6x6)	11/81→03/91	261 / 355								
2636 AK (6x6)	11/81→03/91	261 / 355								
2636 AS (6x6)	11/81→03/91	261 / 355								
2636 K (6x4)	11/81→03/91	261 / 355								
2636 S (6x4)	11/81→03/91	261 / 355								
2638 (6x4)	01/81→12/86	276 / 375								
2638 S (6x4)	01/81→12/86	276 / 375								
2644 (6x2)	08/73→09/96	320 / 435								
2644 S (6x4)	10/85→02/90	320 / 435								
3025 B (6x4)	08/83→03/91	184 / 250								
3025 K (6x4)	04/85→03/91	184 / 250								
3025 K (8x4/4)	12/85→07/87	184 / 250								
3028 (6x4)	02/80→03/91	206 / 280								
3028 B (8x4/4)	12/85→07/87	206 / 280								
3028 K (8x4/4)	12/85→07/87	206 / 280								
3033 (6x4)	05/82→05/87	243 / 330								
3036 (6x4)	11/81→03/91	261 / 355								
3228 K (8x4/4)	07/87→03/91	206 / 280								
3235 (6x4)	07/88→08/94	260-269 / 354-366								
3250 A (6x6)	09/85→08/94	368 / 500								
3328 (6x4)	02/80→03/91	206 / 280								
3328 B (6x6)	02/80→03/91	206 / 280								
3328 B (8x4/4)	07/82→07/87	206 / 280								
3328 K (8x4/4)	07/82→07/87	206 / 280								
3333 (8x4/4)	12/82→11/91	243 / 330								
3333 B (8x4/4)	12/82→11/91	243 / 330								
3333 K (8x4/4)	12/82→11/91	243 / 330								
3335 (6x4)	04/86→03/91	260 / 354								
3335 A (6x6)	04/86→03/91	260 / 354								
3336 (8x4)	12/82→11/91	261 / 355								
3336 A (6x6)	11/81→03/91	260 / 354								
3336 A (6x6)	11/81→03/91	261 / 355								
3336 AK (8x8)	09/86→11/91	261 / 355								
3336 B (8x4)	12/82→11/91	261 / 355								
3336 K (8x4)	12/82→11/91	261 / 355								
3336 S (8x4)	12/82→11/91	261 / 355								
3338 (6x4)	01/81→12/86	260 / 354								
3528 (8x4)	07/82→07/87	206 / 280								
3528 B (8X6/4)	07/87→09/89	206 / 280								
3528 K (8x4)	07/82→07/87	206 / 280								
3528 K (8X6/4)	07/87→09/89	206 / 280								
3536 K (8x4)	12/82→11/91	261 / 355								
3544 (6x2)	08/73→09/96	320 / 435								
3544 S (6x4)	08/73→09/96	320 / 435								
1617 C, 1617 CL (4x2)	08/73→09/96	125 / 170		MP302S7100		W 143 x iaL 178 x ø 410		MP312S7100		W 163 x iaL 178,0 x ø 410
1617 CAK (4x4)	04/84→03/91	125 / 170		17238				19494		
1617 CK (4x2)	04/84→03/91	125 / 170								
1617 CS (4x2)	04/84→03/91	125 / 170		MP302S7115		W 143 x iaL 178,0 x ø 410		MP312S7115		W 163 x iaL 178,0 x ø 410
1619 C, 1619 CL (4x2)	08/73→09/96	141 / 192		17238				19494		
1625 AK (4x4)	10/80→11/89	184 / 250								
1625, 1625 L (4x2)	08/73→09/96	184 / 250		MP312S7100		W 163 x iaL 178,0 x ø 410		MP322S7100		W 183 x iaL 178,0 x ø 410
1625 K (4x2)	05/80→11/89	184 / 250		19494				19495		
1625 S, 1625 LS (4x2)	08/73→09/96	184 / 250								
1719 (4x2)	09/73→08/82	141 / 192								
1719 AK (4x4)	09/73→08/82	141 / 192		MP312S7115		W 163 x iaL 178,0 x ø 410		MP322S7115		W 183 x iaL 178,0 x ø 410
1719 K (4x2)	09/73→08/82	141 / 192		19494				19495		
1719 S (4x2)	09/73→08/82	141 / 192								
1919 (4x2)	05/74→08/82	141 / 192								
1919 AK (4x4)	05/74→08/82	141 / 192								
1919 K (4x2)	05/74→08/82	141 / 192								
1919 S (4x2)	05/74→08/82	141 / 192								
1922 (4x2)	10/81→10/90	159 / 216								
1922 AK (4x4)	10/81→03/91	159 / 216								
1922 K (4x2)	10/81→03/91	159 / 216								
1922 S (4x2)	10/81→03/91	159 / 216								
1926 (4x2)	05/74→12/80	188 / 256								
1926 A (4x4)	05/74→12/80	188 / 256								
1926 AK (4x4)	08/73→12/80	188 / 256								
1926 AS (4x4)	05/74→12/80	188 / 256								
1926 K (4x2)	08/73→12/80	188 / 256								

W - I



kW / hp



MERCEDES-BENZ

MERCEDES-BENZ

NG **08/73→09/96**

1926 S,1926 LS (4x2)	08/73→09/96	188 / 256		MP312S7100		W 163 x iaL 178,0 x ø 410		MP322S7100	W 183 x iaL 178,0 x ø 410	
1928,1928 L (4x2)	08/73→09/96	206 / 280		19494				19495		
1928 A (4x4)	01/80→03/91	206 / 280		MP312S7115		W 163 x iaL 178,0 x ø 410		MP322S7115	W 183 x iaL 178,0 x ø 410	
1928 AK (4x4)	01/80→03/91	206 / 280		19494				19495		
1928 K (4x2)	01/80→03/91	206 / 280						8 x 18	ø 8 x L 18	64x
1928 S,1928 LS (4x2)	08/73→09/96	206 / 280								
1932 (4x2)	05/74→03/83	235 / 320								
1932 A (4x4)	05/74→03/83	235 / 320								
1932 AK (4x4)	08/73→09/83	235 / 320								
1932 AS (4x4)	05/74→12/82	235 / 320								
1932 K (4x2)	08/73→08/82	235 / 320								
1932 S,1932 LS (4x2)	08/73→09/96	235 / 320								
1933 (4x2)	11/80→03/91	243 / 330								
1933 S,1933 LS (4x2)	08/73→09/96	243 / 330								
1935 (4x2)	02/86→09/89	260 / 354								
1935 AK (4x4)	09/87→03/91	260-269 / 354-366								
1935 AS (4x4)	09/87→03/91	260-269 / 354-366								
1935 S,1935 LS (4x2)	08/73→09/96	260 / 354								
1936 (4x2)	10/81→03/91	261 / 355								
1936 AK (4x4)	10/81→03/91	261 / 355								
1936 AS (4x4)	10/81→03/91	261 / 355								
1936 K (4x2)	10/81→03/91	261 / 355								
1936 S,1936 LS (4x2)	08/73→09/96	261 / 355								
1938 (4x2)	11/80→06/90	276 / 375								
1938 S,1938 LS (4x2)	08/73→09/96	276 / 375								
1944 (4x2)	10/85→12/89	320 / 435								
1944 S,1944 LS (4x2)	08/73→09/96	320 / 435								
2025 S (6x2/4)	08/83→03/91	184 / 250								
2026 S (6x2/4)	10/76→10/80	188 / 256								
2028 LS (6x2/4)	01/80→06/89	206 / 280								
2032 S (6x2/4)	08/75→09/83	235 / 320								
2033 LS (6x2/4)	12/81→05/87	243 / 330								
2035 S,2035 LS (6x2/4)	08/73→09/96	260 / 354								
2036 LS (6x2/4)	03/84→03/91	261 / 355								
2220,2220 L (6x2/2/4)	08/73→09/96	150 / 204								
2433 (4x2)	11/80→03/91	243 / 330								
2438 L (4x2)	11/80→06/90	269-276 / 366-375								
2536 AK (4x4)	10/81→03/91	260 / 354								
2536 AK (4x4)	10/81→03/91	261 / 355								
3250 AF (6x6)	09/85→08/94	368 / 500								
2212 C,2219 Cl (6x2/2/4)	08/73→09/96	141 / 192		MP312S7100		W 163 x iaL 178,0 x ø 410		MP302S7100	W 143 x iaL 178 x ø 410	auxiliary axle
2222 (6x4)	05/82→03/91	159 / 216		19494				17238		
2222,2222 L (6x2/2/4)	08/73→09/96	159 / 216		MP312S7115		W 163 x iaL 178,0 x ø 410		MP302S7115	W 143 x iaL 178,0 x ø 410	auxiliary axle
				19494				17238		
								MP312S7100	W 163 x iaL 178,0 x ø 410	
								19494		
								MP312S7115	W 163 x iaL 178,0 x ø 410	
								19494		
2222 B (6x4)	05/82→03/91	150-159 / 204-216		MP312S7100		W 163 x iaL 178,0 x ø 410		MP302S7100	W 143 x iaL 178 x ø 410	
				19494				17238		
2222 K (4x2)	05/82→10/89	159 / 216		MP312S7115		W 163 x iaL 178,0 x ø 410		MP302S7115	W 143 x iaL 178,0 x ø 410	
2222 K (6x4)	05/82→03/91	159 / 216		19494				17238		
2222 L (4x2)	08/73→09/96	159-165 / 216-224								
2222 L (4x2)	08/73→09/96	159-165 / 216-224								
2225 (6x4)	04/85→03/91	184 / 250								
2225 B (6x4)	08/83→03/91	184 / 250								
2225 L (4x2)	08/73→09/96	184 / 250								
2425 (6x4)	04/85→03/91	184 / 250								
2433 (6x4)	10/80→09/96	243 / 330								
2444 LS (6x4)	08/73→09/96	320 / 435								
3025 B (8x4/4)	12/85→07/87	184-206 / 250-280								
3228 B (8x4/4)	07/87→03/91	206 / 280								
2226,2226 L (6x2)	08/73→09/96	188 / 256		MP312S7100		W 163 x iaL 178,0 x ø 410		MP312S7100	W 163 x iaL 178,0 x ø 410	auxiliary axle
2228,2228 L (6x2)	08/73→09/96	206 / 280		19494				19494		
2232,2232 L (6x2)	08/73→09/96	235 / 320		MP312S7115		W 163 x iaL 178,0 x ø 410		MP312S7115	W 163 x iaL 178,0 x ø 410	auxiliary axle
2233,2233 L (6x2)	08/73→09/96	243 / 330		19494				19494		
2235,2235 L (6x2)	08/73→09/96	260 / 354						MP322S7100	W 183 x iaL 178,0 x ø 410	
2235 S, 2235 LS (6x2)	08/73→09/96	260 / 354						19495		
2236 (6x2)	09/82→03/91	261 / 355						MP322S7115	W 183 x iaL 178,0 x ø 410	
2238,2238 L (6x2)	08/73→09/96	276 / 375						19495		
2244,2244 L (6x2)	08/73→09/96	320 / 435						8 x 18	ø 8 x L 18	64x
2422 (4x2)	08/73→09/96	160-165 / 218-224		MP312S7100		W 163 x iaL 178,0 x ø 410		MP312S7100	W 163 x iaL 178,0 x ø 410	
				19494				19494		
2422 (4x2)	08/73→09/96	160-165 / 218-224		MP312S7115		W 163 x iaL 178,0 x ø 410		MP312S7115	W 163 x iaL 178,0 x ø 410	
				19494				19494		
2422 (4x2)	10/81→10/90	159-165 / 216-224						MP322S7100	W 183 x iaL 178,0 x ø 410	optional
								19495		
2428 (4x2)	08/73→09/96	206 / 280						MP322S7115	W 183 x iaL 178,0 x ø 410	optional
2444 LS (4x2)	08/73→09/96	320 / 435						19495		
								MP322S7115	W 183 x iaL 178,0 x ø 410	
								19495		
3038 (6x4)	01/81→12/86	276 / 375		MP322S7100		W 183 x iaL 178,0 x ø 410		MP322S7100	W 183 x iaL 178,0 x ø 410	
3535 AK (8x8/4)	09/87→02/90	260 / 354		19495				19495		
3535 K (8x4/4)	09/87→01/89	260-269 / 354-366		MP322S7115		W 183 x iaL 178,0 x ø 410		MP322S7115	W 183 x iaL 178,0 x ø 410	
				19495				19495		
3836 AK (6x6)	11/81→03/91	261 / 355		8 x 18		ø 8 x L 18		8 x 18	ø 8 x L 18	64x
3850 A (6x6)	09/85→08/94	368 / 486								

I - M



kW / hp

**MERCEDES-BENZ****MERCEDES-BENZ****O 301** **02/86→05/87**

O 301 (4x2)	02/86→05/87	125 / 170		MB1131142S7115 19506	W 160 x iaL 173,6 x ø 364		MB1131142S7115 19506	W 160 x iaL 173,6 x ø 364
O 301 (4x2)	06/86→05/87	100 / 136						

O 303

O 303 Sonderausf. Schweiz				MB74752S7113 19706	W 163 x iaL 173,7 x ø 410		8 x 18	ø 8 x L 18	72x
				8 x 18	ø 8 x L 18				72x

O 303 **10/74→**

O 303 (4x2)	10/74→06/83	141 / 192		MB74752S7113 19706	W 163 x iaL 173,7 x ø 410	optional		MB74752S7113 19706	W 163 x iaL 173,7 x ø 410	
O 303 (4x2)	10/74→06/83	141 / 192		8 x 18	ø 8 x L 18	72x		MB76772S7100 19707	W 222 x iaL 173,7 x ø 410	optional
O 303 (4x2)	10/74→06/83	141 / 192						MB76772S7113 19707	W 222 x iaL 173,7 x ø 410	optional
O 303 (4x2)	03/75→06/83	188 / 256						8 x 18	ø 8 x L 18	72x
O 303 (4x2)	07/75→06/83	235 / 320								
O 303 (4x2)	01/80→09/87	206 / 280								
O 303 (4x2)	01/80→09/87	206 / 280								
O 303 (4x2)	01/80→01/89	159-165 / 216-225								
O 303 (4x2)	01/80→09/92	159-165 / 216-224								
O 303 (4x2)	01/80→09/92	159-160 / 216-218								
O 303 (4x2)	01/80→09/92	159-165 / 216-224								
O 303 (4x2)	08/80→09/87	243 / 330								
O 303 (4x2)	11/85→04/89	184-191 / 250-260								
O 303 (4x2)	09/87→09/92	260-269 / 354-366								
O 303 (4x2)	09/87→09/92	213-218 / 290-296								
O 303 (4x2)	12/87→	165 / 224								
O 303 (4x2)	12/87→09/92	200 / 272								

O 304 **08/92→**

O304 (4x2)		250 / 340		MB74752S7113 19706	W 163 x iaL 173,7 x ø 410			MB76772S7100 19707	W 222 x iaL 173,7 x ø 410	
O304 (4x2)	08/92→	280 / 381		8 x 18	ø 8 x L 18	72x		MB76772S7113 19707	W 222 x iaL 173,7 x ø 410	
								8 x 18	ø 8 x L 18	72x

O 305 **01/69→05/87**

O 305 G (6x2)	02/78→05/87	177 / 241		MB74752S7113 19706	W 163 x iaL 173,7 x ø 410			MB76772S7100 19707	W 222 x iaL 173,7 x ø 410	
O 305 G (6x2)	02/79→05/87	206 / 280		8 x 18	ø 8 x L 18	72x		MB76772S7113 19707	W 222 x iaL 173,7 x ø 410	
O 305 ST (4x2)	01/69→05/73	125 / 170						8 x 18	ø 8 x L 18	72x
O 305 ST (4x2)	01/70→05/73	141 / 192								
O 305 ST (4x2)	04/73→07/77	132 / 180								
O 305 ST (4x2)	04/73→07/77	155 / 210								
O 305 ST (4x2)	11/76→05/87	177 / 241								
O 305 ST (4x2)	11/76→05/87	147 / 200								
O 305 ST (4x2)	02/79→05/87	206 / 280								

O 307 **04/73→08/87**

O 307 (4x2)	04/73→07/77	132 / 180		MB74752S7113 19706	W 163 x iaL 173,7 x ø 410			MB76772S7100 19707	W 222 x iaL 173,7 x ø 410	
O 307 (4x2)	04/73→07/77	155 / 211		8 x 18	ø 8 x L 18	72x		MB76772S7113 19707	W 222 x iaL 173,7 x ø 410	
O 307 (4x2)	04/73→07/77	177 / 241								
O 307 (4x2)	11/76→07/87	147 / 200								
O 307 (4x2)	11/76→08/87	206 / 280								

O 309 **01/68→02/89**

O 309 B (4x2)	01/68→02/89	66 / 90		MB69701S7115 15349	W 70 x iaL 244,4 x ø 300			MB69701S7115 15349	W 70 x iaL 244,4 x ø 300	
O 309 B (4x2)	01/68→02/89	70 / 95		MB72731S7115 15580	W 98 x iaL 244,0 x ø 300			MB72731S7115 15580	W 98 x iaL 244,0 x ø 300	
O 309 B (4x2)	01/68→02/89	63 / 85								
O 309 B (4x2)	01/68→02/89	59 / 80								
O 309 D (4x2)	01/68→12/69	40 / 55								
O 309 D (4x2)	01/68→12/74	44 / 60								
O 309 D (4x2)	01/70→02/89	63 / 85								
O 309 D (4x2)	01/75→12/88	48 / 65								
O 309 D (4x2)	05/77→02/89	96 / 130								

O 330 **01/90→**

O 330 (4x2)	01/90→	260-269 / 354-366		MB74752S7113 19706	W 163 x iaL 173,7 x ø 410			MB76772S7100 19707	W 222 x iaL 173,7 x ø 410	
O 330 (4x2)	01/90→	213 / 290		8 x 18	ø 8 x L 18	72x		MB76772S7113 19707	W 222 x iaL 173,7 x ø 410	
								8 x 18	ø 8 x L 18	72x

O 340 **01/91→**

O 340 (4x2)	01/91→	280 / 381		CVP013K 29030	[o] 249.6 x 118.4 x 28.2 Meritor D-3	disc-th.45 mm→ →disc-th.41 mm		CVP013K 29030	[o] 249.6 x 118.4 x 28.2 Meritor D-3	disc-th.45 mm→ →disc-th.41 mm
O 340 (4x2)	01/91→06/95	250 / 340		CVD514	ø 438 x 45 x 135			CVD514	ø 438 x 45 x 135	
Tourismo (4x2)	08/92→08/95	280 / 381								

O 402 **02/86→12/91**

O 402 (4x2)	02/86→12/91	125 / 170		MB1131142S7115 19506	W 160 x iaL 173,6 x ø 364			MB1131142S7115 19506	W 160 x iaL 173,6 x ø 364	
O 402 (4x2)	02/86→12/91	100 / 136								

O 403 **01/03→**

O 403 RHD (4x2)	01/03→	280 / 381		CVP020KPSV 29087	[o] 247.7 x 109.7 x 30 Knorr SB 7000			CVP020KPSV 29087	[o] 247.7 x 109.7 x 30 Knorr SB 7000	
O 403 RHD (4x2)	09/03→	280 / 381		CVD552	ø 430 x 45 x 132	see techn. info.		CVD552	ø 430 x 45 x 132	
O 403 SHD (4x2)	01/03→	250 / 340								
O 403 SHD (4x2)	09/03→	310 / 422								
O 403 SHD (4x2)	09/03→	260 / 354								



kW / hp

**MERCEDES-BENZ****MERCEDES-BENZ****O 403** **01/03** →

O 403 RHD (4x2)	01/03→	280 / 381
O 403 RHD (4x2)	09/03→	280 / 381
O 403 SHD (4x2)	01/03→	250 / 340
O 403 SHD (4x2)	09/03→	310 / 422
O 403 SHD (4x2)	09/03→	260 / 354

**CVD670**

ø 430 x 45 x 144

see techn. info.

O 404 **09/91** →

O 404 (4x2)		370 / 503
O 404 (4x2)	09/91→01/92	165 / 224
O 404 (4x2)	09/91→01/92	213 / 290
O 404 (4x2)	09/91→01/92	151 / 205
O 404 (4x2)	09/91→01/92	195 / 265
O 404 (4x2)	09/91→10/99	280 / 381
O 404 (4x2)	09/91→10/99	250 / 340
O 404 (4x2)	09/91→10/99	213 / 290
O 404 (4x2)	09/91→10/99	200 / 272
O 404 (4x2)	09/91→10/99	213 / 290
O 404 (4x2)	09/91→10/99	280 / 381
O 404 (4x2)	09/91→10/99	250 / 340
O 404 (4x2)	09/91→10/99	200 / 272
O 404 (4x2)	09/91→10/99	213 / 290
O 404 (4x2)	09/94→10/99	280 / 381
O 404 (4x2)	09/94→10/99	213 / 290
O 404 (4x2)	09/94→10/99	213 / 290
O 404 (4x2)	09/94→10/99	280 / 381
O 404 (4x2)	09/94→10/99	280 / 381
O 404 (4x2)	09/94→10/99	213 / 290

**CVP013K**
29030[o] 249.6 x 118.4 x 28.2
Meritor D-3disc-th.45 mm→
→disc-th.41 mm**CVP013K**
29030[o] 249.6 x 118.4 x 28.2
Meritor D-3disc-th.45 mm→
→disc-th.41 mm**CVD514**

ø 438 x 45 x 135

**CVD514**

ø 438 x 45 x 135

O 405 **12/84** →

O 405 G, O 405 GN, O 405 GTD (6x2)	11/85→	177-184 / 241-250
O 405 G, O 405 GN, O 405 GTD, O 405 GNTO, O 405 GNDE (6x2)	09/91→	220 / 299
O 405 G, O 405 GTD (6x2)	01/86→	206 / 280
O 405 GN (6x2)	11/85→	177 / 241
O 405 GT (6x2)	09/91→	235 / 320
O 405 GT (6x2)	11/91→	150 / 204
O 405 GTZ (6x2)		63 / 86
O 405 GTZ (6x2)		72 / 98
O 405 N; O 405 NH (4x2)	11/85→	177 / 241
O 405 ST (4x2)	11/85→	206 / 280
O 405 ST, O 405 N (4x2)	12/84→	150-157 / 204-214
O 405 ST, O 405 N (4x2)	11/85→	177-184 / 241-250
O 405 ST, O 405 N (4x2)	11/91→	220 / 299

**MB74752S7113**
19706

W 163 x iaL 173,7 x ø 410

8 x 18

ø 8 x L 18

72x

**MB76772S7100**
19707

W 222 x iaL 173,7 x ø 410

**MB76772S7113**
19707

W 222 x iaL 173,7 x ø 410

8 x 18

ø 8 x L 18

72x

O 407 **03/87** → **11/01**

O 407 (4x2)	03/87→11/01	177-184 / 241-250
O 407 (4x2)	11/91→11/01	220 / 299

**MB74752S7113**
19706

W 163 x iaL 173,7 x ø 410

8 x 18

ø 8 x L 18

72x

**MB76772S7100**
19707

W 222 x iaL 173,7 x ø 410

**MB76772S7113**
19707

W 222 x iaL 173,7 x ø 410

8 x 18

ø 8 x L 18

72x

O 408 **01/91** → **12/98**

O 408 (4x2)	01/91→12/98	177-184 / 241-250
O 408 (4x2)	08/92→12/98	220 / 299

**MB74752S7113**
19706

W 163 x iaL 173,7 x ø 410

8 x 18

ø 8 x L 18

72x

**MB76772S7100**
19707

W 222 x iaL 173,7 x ø 410

**MB76772S7113**
19707

W 222 x iaL 173,7 x ø 410

8 x 18

ø 8 x L 18

72x

O 409 **01/86** →

O 409 (5t)	01/86→	66 / 90
------------	--------	---------

**CVP002**
29835[o] 175 x 85 x 22
Lucas B2x60**MB1071082S7121**
15059

W 87 x iaL 263,9 x ø 300

--	--	--

**FK001**

O 409 (6t)	01/86→	85 / 115
------------	--------	----------

**CVP002**
29835[o] 175 x 85 x 22
Lucas B2x60**MB1171182S7121**
17351

W 122.5 x iaL 263,9 x ø 300

--	--	--

**FK001**

O 409 (7,5t)	01/86→	100 / 136
--------------	--------	-----------

**CVP002**
29835[o] 175 x 85 x 22
Lucas B2x60**FK001****O 1114/1117/1120** **01/84** →

O 1114, L	01/84→	100 / 136
O 1117, L	01/84→	125 / 170
O 1120, L	01/84→	150 / 204

**MB1131142S7115**
19506

W 160 x iaL 173,6 x ø 364

**MB1131142S7115**
19506

W 160 x iaL 173,6 x ø 364

OF Series **01/83** →

1113 (4x2)	01/83→	100 / 137
1113 (4x2)	01/83→	96 / 131
1117 (4x2)	01/83→	125 / 170
1313, 1314 (4x2)	01/83→	96 / 131
1317 (4x2)	01/83→	125 / 170
1317 (4x2)	01/83→	125-127 / 170-172
1413 (4x2)	01/83→	96 / 131
1417 (4x2)	01/83→	125-127 / 170-172
1417 (4x2)	01/83→	125-127 / 170-172

**CVP020KPSV**
29087[o] 247.7 x 109.7 x 30
Knorr SB 7000**CVP020KPSV**
29087[o] 247.7 x 109.7 x 30
Knorr SB 7000**CVD552**

ø 430 x 45 x 132

see techn. info.

**CVD552**

ø 430 x 45 x 132

**CVD670**

ø 430 x 45 x 144

see techn. info.

I - M



kW / hp

**MERCEDES-BENZ****MERCEDES-BENZ****OF Series** **01/83** →

1617 (4x2)	01/83→	125-127 / 170-172	CVP020KPSV 29087	[o] 247.7 x 109.7 x 30 Knorr SB 7000		CVP020KPSV 29087	[o] 247.7 x 109.7 x 30 Knorr SB 7000	
1621 (4x2)	01/83→	154 / 210	CVD552	ø 430 x 45 x 132	see techn. info.	CVD552	ø 430 x 45 x 132	
			CVD670	ø 430 x 45 x 144	see techn. info.			

OH Series **01/70** →

1316 (4x2)	01/70→	115 / 156	CVP020KPSV 29087	[o] 247.7 x 109.7 x 30 Knorr SB 7000		CVP020KPSV 29087	[o] 247.7 x 109.7 x 30 Knorr SB 7000	
1518 (4x2)	01/70→	130 / 177	CVD552	ø 430 x 45 x 132	see techn. info.	CVD552	ø 430 x 45 x 132	
1518, 1519 (4x2)	01/70→	142 / 193						
1521 (4x2)	01/70→	160 / 218	CVD670	ø 430 x 45 x 144	see techn. info.			
1525 (4x2)	01/70→	180 / 245						
1526 (4x2)	01/70→	188 / 256						
1521 (4x2)	01/70→	150 / 204				MP362S7115 19496	W 223 x iaL 178,0 x ø 410	

OH Serie **01/70** → → **OH Series, Page 152****SK** **07/87** → **09/96**

1728, 1729, 1729 L (4x2)	07/87→09/96	210-218 / 286-296	MP322S7100 19495	W 183 x iaL 178,0 x ø 410		MP322S7100 19495	W 183 x iaL 178,0 x ø 410	
1729 K (4x2)	07/88→08/94	213-218 / 290-296	MP322S7115 19495	W 183 x iaL 178,0 x ø 410		MP322S7115 19495	W 183 x iaL 178,0 x ø 410	
1729 S, 1729 LS (4x2)	07/87→09/96	210-218 / 286-296	8 x 18	ø 8 x L 18	64x	8 x 18	ø 8 x L 18	64x
1735 AK (4x4)	08/89→08/94	260-269 / 354-366						
1735 K (4x2)	07/88→08/94	250-269 / 340-366						
1748, 1748 L (4x2)	07/87→09/96	353-362 / 480-492						
1748 S, 1748 LS (4x2)	07/87→09/96	353-362 / 480-492						
1831 K (4x2)	07/92→09/96	230-250 / 313-340						
1831 S, 1831 LS (4x2)	07/87→09/96	230 / 313						
2031 K (4x2)	03/92→09/96	230 / 313						
2429 (6x4)	07/88→08/94	210-218 / 286-296						
2429 K (6x4)	07/88→08/94	210-218 / 286-296						
2429 S (6x4)	07/88→08/94	213-218 / 290-296						
2435 (6x4)	07/88→08/94	260-269 / 354-366						
2435 K (6x4)	07/88→08/94	250-269 / 340-366						
2435 S (6x4)	07/88→08/94	250-269 / 340-366						
2448 (6x4)	07/88→07/92	353-362 / 480-492						
2448 S (6x4)	07/88→07/92	353-362 / 480-492						
2538 (6x4)	03/91→09/96	320 / 435						
2538 (6x4)	03/91→09/96	370 / 503						
2538 (6x4)	03/91→09/96	280 / 381						
2538 (6x4)	01/94→09/96	280 / 381						
2538 K, 2538 LK (6x4)	03/91→09/96	280 / 381						
2538 K, 2538 LK (6x4)	03/91→09/96	320 / 435						
2538 K, 2538 LK (6x4)	03/91→09/96	362-370 / 492-503						
2538 K, 2538 LK (6x4)	01/94→09/96	280 / 381						
2544 (6x4)	01/94→09/96	320 / 435						
2544 S (6x4)	07/88→08/94	320 / 435						
2550 (6x4)	01/91→09/96	370-390 / 503-530						
2550 K (6x4)	07/87→09/96	362-370 / 492-503						
2550 S, 2550 LS (6x4)	01/91→09/96	370-390 / 503-530						
2553 S, 2553 LS (6x4)	01/96→09/96	390 / 530						
2629 (6x4)	07/88→08/94	213-218 / 290-296						
2629 (6x4)	07/88→08/94	269 / 366						
2629 B (6x4)	07/88→08/94	213-218 / 290-296						
2629 K (6x4)	07/88→08/94	362 / 492						
2629 K (6x4)	07/88→08/94	213-218 / 290-296						
2629 K (6x4)	07/88→08/94	230 / 313						
2629 S (6x4)	07/88→08/94	213-218 / 290-296						
2631 (6x4)	06/92→09/96	230-250 / 313-340						
2631 (6x4)	06/92→09/96	230 / 313						
2631 B (6x4)	06/92→09/96	230 / 313						
2631 K (6x4)	07/88→08/94	230 / 313						
2631 K (6x4)	07/88→08/94	230 / 313						
2631 S (6x4)	06/92→09/96	230 / 313						
2631 S (6x4)	06/92→09/96	230 / 313						
2634 (6x4)	06/92→09/96	250 / 340						
2634 S (6x4)	06/92→09/96	250 / 340						
2635 (6x4)	07/88→08/94	260-269 / 354-366						
2635 (6x4)	07/88→08/94	210 / 286						
2635 (6x4)	01/91→08/94	370 / 503						











kW / hp



MERCEDES-BENZ

MERCEDES-BENZ

SK  07/87→09/96

2635 K (6x4)	07/88→08/94	362-370 / 492-503		MP322S7100 19495	W 183 x iaL 178,0 x ø 410		MP322S7100 19495	W 183 x iaL 178,0 x ø 410
2635 K (6x4)	07/88→08/94	250-269 / 340-366		MP322S7115 19495	 W 183 x iaL 178,0 x ø 410		MP322S7115 19495	 W 183 x iaL 178,0 x ø 410
2635 K (6x4)	01/91→08/94	280 / 381		8 x 18	ø 8 x L 18		8 x 18	ø 8 x L 18
2635 K (6x4)	07/91→08/94	320 / 435						
2635 S (6x4)	07/88→08/94	250-269 / 340-366						
2635 S (6x4)	07/88→08/94	362-370 / 492-503						
2638, 2638 L (6x4)	09/91→09/96	280 / 381						
2638, 2638 L (6x4)	09/91→09/96	280 / 381						
2638, 2638 L (6x4)	09/91→09/96	370 / 503						
2638, 2638 L (6x4)	09/91→09/96	320 / 435						
2638 K (6x4)	09/91→09/96	362 / 492						
2638 K (6x4)	09/91→09/96	280 / 381						
2638 K (6x4)	09/91→09/96	370 / 503						
2638 K (6x4)	09/91→09/96	320 / 435						
2638 K (6x4)	09/91→09/96	280 / 381						
2638 S (6x4)	09/91→09/96	370 / 503						
2638 S (6x4)	09/91→09/96	320 / 435						
2644, 2644 L (6x4)	01/92→09/96	320 / 435						
2644 S (6x4)	01/92→09/96	320 / 435						
2648 S (6x4)	12/88→07/92	353-362 / 480-492						
2648 S (6x4)	12/88→07/92	329 / 447						
2650, 2650 L (6x4)	07/92→09/96	362-370 / 492-503						
2650 K (6x4)	07/88→08/94	362-370 / 492-503						
2650 S (6x4)	07/92→09/96	370 / 503						
2653, 2653 L (6x4)	09/95→09/96	390 / 530						
3050 (6x4)	01/94→09/96	390 / 530						
3053 S (6x4)	12/93→09/96	370 / 503						
3229 (8x4/4)	09/89→08/94	213-218 / 290-296						
3229 B (8x4/4)	09/89→07/92	213-218 / 290-296						
3229 K (8x4/4)	09/89→01/92	210-218 / 286-296						
3233 B (8x4/4)	10/90→07/92	250 / 340						
3233 K (8x4/4)	10/90→07/92	250 / 340						
3234 B (8x4/4)	02/92→09/96	250 / 340						
3234 K (8x4/4)	02/92→09/96	250 / 340						
3235 (6x4)	07/88→08/94	260 / 354						
3235 (8x4/4)	10/88→07/92	260-269 / 354-366						
3235 K (8x4/4)	07/87→07/92	260-269 / 354-366						
3235 L (6x2)	07/87→09/96	260 / 354						
3238 (8x4/4)	10/90→09/96	362-370 / 492-503						
3238 (8x4/4)	10/90→09/96	280 / 381						
3238 (6x4)	03/91→09/96	280 / 381						
3238 (6x4)	03/91→09/96	261 / 355						
3238 (6x4)	03/91→09/96	280 / 381						
3238, 3238 L (8x4/4)	10/90→09/96	320 / 435						
3238, 3238 L (8x4/4)	01/94→09/96	280 / 381						
3244 (8x4)	01/94→09/96	320 / 435						
3244 L (6x2)	07/87→09/96	320 / 435						
3248 (8x4/4)	07/87→09/96	353 / 480						
3248 (6x2)	07/87→09/96	353-362 / 480-492						
3250 L (6x2)	07/87→09/96	370 / 503						
3253, 3253 L (8x4/4)	01/96→09/96	390 / 530						
3255 (6x2)	07/87→09/96	390 / 530						
3529 (6x4)	07/88→08/94	213-218 / 290-296						
3534 K (8x4/4)	10/93→09/96	250 / 340						
3535 (6x4)	07/88→08/94	260-269 / 354-366						
3535 AK (8x8/4)	02/90→08/94	266 / 362						
3535 AK (8x8/4)	03/91→08/94	280 / 381						
3535 B (8x4/4)	10/88→08/94	362 / 492						
3535 B (8x4/4)	10/88→08/94	269 / 366						
3535 K (6x4)	07/87→09/96	260 / 354						
3535 K (8x4/4)	10/88→08/94	269 / 366						
3535 K (8x4/4)	10/88→08/94	362 / 492						
3535 K (8x4/4)	03/91→08/94	280 / 381						
3535 S (6x4)	07/88→08/94	250-260 / 340-354						
3538 (8x4)	03/91→09/96	280 / 381						
3538 (8x4)	03/91→09/96	280 / 381						
3538 (6x4)	09/91→09/96	280 / 381						
3538 (6x4)	09/91→09/96	280 / 381						
3538 AK (8x8/4)	03/91→09/96	320 / 435						
3538 AK (8x8/4)	03/91→09/96	280 / 381						
3538 AK (8x8/4)	03/91→09/96	370 / 503						
3538 AK (8x8/4)	01/94→09/96	280 / 381						
3538 K (8x4/4)	03/91→09/96	362-370 / 492-503						
3538 K (8x4)	03/91→09/96	280 / 381						
3538 K (8x4/4)	03/91→09/96	320 / 435						
3538 K (8x4/4)	01/94→09/96	280 / 381						
3544 (6x4)	01/92→09/96	320 / 435						
3544 K (8x4)	03/91→09/96	320 / 435						
3548 (8x4)	05/92→09/96	362-370 / 492-503						
3550 (8x4/4)	05/92→09/96	362-370 / 492-503						
3550 K (8x4)	03/91→09/96	370 / 503						

I - M



kW / hp

**MERCEDES-BENZ****MERCEDES-BENZ**

SK 07/87 → 09/96

3550 S, 3553 S (8x4/4)	05/92→09/96	362-370 / 492-503		MP322S7100 19495	W 183 x iaL 178,0 x ø 410			MP322S7100 19495	W 183 x iaL 178,0 x ø 410	
3553, 3553 L (8x4/4)	01/94→09/96	390 / 530						MP322S7115 19495	W 183 x iaL 178,0 x ø 410	
3553 S (8x4/4)	04/92→	390 / 530		MP322S7115 19495	W 183 x iaL 178,0 x ø 410			MP322S7115 19495	W 183 x iaL 178,0 x ø 410	
4050 A (8x8/4)	07/87→	368 / 500								
4050 A (8x8/4)	07/87→	370 / 503				64x				
4844 (6x4)	12/91→08/94	320 / 435		8 x 18	ø 8 x L 18			8 x 18	ø 8 x L 18	64x
4844 K (8x4)	03/91→09/96	320 / 435								
4850 A (8x8/4)	07/87→	368 / 500								
1729 AK (4x4)	07/88→09/93	213 / 290		MP312S7100 19494	W 163 x iaL 178,0 x ø 410			MP312S7100 19494	W 163 x iaL 178,0 x ø 410	
1831 AK (4x4)	05/91→09/96	230 / 313						MP312S7115 19495	W 163 x iaL 178,0 x ø 410	
1831 AK (4x4)	01/94→09/96	230 / 313		MP312S7115 19495	W 163 x iaL 178,0 x ø 410			MP312S7115 19495	W 163 x iaL 178,0 x ø 410	
1831 K (4x2)	07/92→09/96	230 / 313								
1834 AK (4x4)	07/88→09/93	250 / 340								
1838 AK (4x4)	12/92→09/96	370 / 503						8 x 18	ø 8 x L 18	64x
1838 AK (4x4)	12/92→09/96	320 / 435								
1838 AK (4x4)	12/92→09/96	280 / 381								
1838 AK (4x4)	01/94→09/96	280 / 381								
1838 K (4x2)	12/90→09/96	280 / 381								
1838 K (4x2)	06/95→09/96	280 / 381								
1850 LAS (4x4)	07/87→09/96	362-370 / 492-503								
1853 AK (4x4)	01/96→09/96	390 / 530								
1922 AK (4x4)	08/89→08/94	160-165 / 218-224								
1929 A (4x4)	07/88→09/93	269 / 366								
1929 A (4x4)	07/88→08/94	210-218 / 286-296								
1929 A (4x4)	07/88→08/94	340 / 462								
1929 AK (4x4)	07/88→08/94	210-218 / 286-296								
1929 AS (4x4)	07/88→08/94	213-218 / 290-296								
1935 AK (4x4)	05/89→08/94	250-269 / 340-366								
1935 AS (4x4)	05/89→08/94	250-269 / 340-366								
1945 AK (4x4)	07/88→08/94	340 / 462								
1735, 1735 L (4x2)	07/87→09/96	260-269 / 354-366		MP322S7100 19495	W 183 x iaL 178,0 x ø 410			MP362S7100 19496	W 223 x iaL 178,0 x ø 410	
1735 L (4x2)	07/88→08/94	218 / 296						MP362S7115 19496	W 223 x iaL 178,0 x ø 410	
1735 S, 1735 LS (4x2)	07/87→09/96	260-269 / 354-366		MP322S7115 19495	W 183 x iaL 178,0 x ø 410			MP322S7115 19495	W 183 x iaL 178,0 x ø 410	
1831, 1831 L (4x2)	07/87→09/96	230 / 313		8 x 18	ø 8 x L 18	64x		8 x 18	ø 8 x L 18	64x
1831, 1831 L (4x2)	07/87→09/96	230 / 313								
1831 S, 1831 LS (4x2)	07/87→09/96	230 / 313								
1834, 1834 L (4x2)	07/87→09/96	250 / 340								
1834 S, 1834 LS (4x2)	07/87→09/96	250 / 340								
1838, 1838 L (4x2)	07/87→09/96	320 / 435								
1838, 1838 L (4x2)	07/87→09/96	280 / 381								
1838, 1838 L (4x2)	07/87→09/96	280 / 381								
1838 S, 1838 LS (4x2)	07/87→09/96	280 / 381								
1838 S, 1838 LS (4x2)	07/87→09/96	280 / 381								
1838 S, 1838 LS (4x2)	07/87→09/96	320 / 435								
1840 LS (4x2)	07/91→07/92	280 / 381								
1844, 1844 L (4x2)	07/87→09/96	320 / 435								
1844 S, 1844 LS (4x2)	07/87→09/96	320 / 435								
1850, 1850 L (4x2)	07/87→09/96	362-370 / 492-503								
1850 S, 1850 LS (4x2)	07/87→09/96	362-370 / 492-503								
1853, 1853 L (4x2)	07/87→09/96	390 / 530								
1853 S, 1853 LS (4x2)	07/87→09/96	390 / 530								
1922 (4x2)	05/89→08/94	160-165 / 218-224								
1922 K (4x2)	05/89→08/94	160-165 / 218-224								
1922 S (4x2)	05/89→08/94	160-165 / 218-224								
1929, 1929 L (4x2)	07/87→09/96	210-218 / 286-296								
1929 K (4x2)	07/88→08/94	210-218 / 286-296								
1929 S (4x2)	07/88→08/94	210-218 / 286-296								
1935 (4x2)	05/89→08/94	260-269 / 354-366								
1935 K (4x2)	05/89→08/94	250-269 / 340-366								
1935 S (4x2)	05/89→08/94	269 / 366								
1948 (4x2)	09/88→07/92	353-362 / 480-492								
2422 L (4x2)	07/87→09/96	160-165 / 218-224								
2429 (4x2)	07/87→09/96	206 / 280								
2429, 2429 L (4x2)	07/87→09/96	210-218 / 285-290								
2435 (4x2)	07/87→09/96	250-260 / 340-354								
2531 (4x4)	05/91→09/96	230 / 313								
2531 (4x4)	05/91→09/96	230 / 313								
2531, 2531 L (4x2)	07/87→09/96	230 / 313								
2531, 2531 L (4x2)	07/87→09/96	230 / 313								
2534, 2534 L (4x2)	07/87→09/96	250 / 340								
2544, 2544 L (4x2)	01/92→09/96	320 / 435								
2550 (4x2)	07/87→09/96	362-370 / 492-503								
1850 K (4x2)	07/88→08/94	370 / 503		MP312S7100 19494	W 163 x iaL 178,0 x ø 410			MP362S7100 19496	W 223 x iaL 178,0 x ø 410	

I - M



kW / hp

**MERCEDES-BENZ****MERCEDES-BENZ****SK** **07/87→09/96**

1850 K (4x2)	07/88→08/94	370 / 503		MP312S7115 19494	W 163 x iaL 178,0 x ø 410		MP362S7115 19496	W 223 x iaL 178,0 x ø 410	
							8 x 18	ø 8 x L 18	
2024 (4x2)	02/93→09/96	180 / 245		MP312S7100 19494	W 163 x iaL 178,0 x ø 410		MP322S7100 19495	W 183 x iaL 178,0 x ø 410	
2024 (4x2)	01/94→09/96	180 / 245					MP322S7115 19495	W 183 x iaL 178,0 x ø 410	
2024 AK (4x4)	02/93→09/96	180 / 245		MP312S7115 19494	W 163 x iaL 178,0 x ø 410				
2024 AK (4x4)	01/94→09/96	180 / 245							
2024 K (4x2)	02/93→09/96	180 / 245							
2024 K (4x2)	01/94→09/96	180 / 245							
2027 AK (4x4)	02/93→09/96	200 / 272							
2027 AK (4x4)	02/93→09/96	200 / 272							
2031 (4x2)	03/92→09/96	230 / 313							
2031 A (4x4)	03/92→09/96	320 / 435							
2031 A (4x4)	03/92→09/96	230 / 313							
2031 A (4x4)	03/92→09/96	280 / 381							
2031 A (4x4)	01/94→09/96	230 / 313							
2031 A (4x4)	01/94→09/96	280 / 381							
2031 AS (4x4)	03/92→09/96	230 / 313							
2031 K (4x2)	03/92→09/96	230 / 313							
2031 S (4x2)	03/92→09/96	230 / 313							
2038 (4x2)	11/91→09/96	280 / 381							
2038 (4x2)	12/92→	280 / 381							
2038 AS (4x4)	12/92→09/96	320 / 435							
2038 AS (4x4)	12/92→09/96	280 / 381							
2038 AS (4x4)	01/94→09/96	280 / 381							
2038 S (4x2)	11/91→09/96	280 / 381							
2044 (4x2)	01/92→09/96	320 / 435							
2044 AS (4x4)	01/94→09/96	320 / 435							
2044 S (4x2)	01/92→09/96	320 / 435							
2050 (4x2)	01/91→09/96	362-390 / 492-530							
2050 S (4x2)	01/91→09/96	362-390 / 492-530							
2055 AF (4x4)	01/92→09/96	370 / 503							
2629 A (6x6)	07/88→08/94	280 / 381							
2629 A (6x6)	07/88→08/94	340 / 462							
2629 A (6x6)	07/88→08/94	320 / 435							
2629 A (6x6)	07/88→08/94	213-218 / 290-296							
2629 A (6x6)	07/88→08/94	269 / 366							
2629 A (6x6)	07/88→08/94	362-370 / 492-503							
2629 AK (6x6)	07/88→08/94	269 / 366							
2629 AK (6x6)	07/88→08/94	213-218 / 290-296							
2629 AK (6x6)	07/88→08/94	362-370 / 492-503							
2629 AK (6x6)	07/88→08/94	320 / 435							
2629 AS (6x6)	07/88→08/94	362-370 / 492-503							
2629 AS (6x6)	07/88→08/94	213-218 / 290-296							
2631 A (6x6)	06/92→09/96	230 / 313							
2631 A (6x6)	01/94→09/96	230 / 313							
2631 AK, 2634 AK (6x6)	06/92→09/96	230 / 313							
2631 AK, 2634 AK (6x6)	01/94→09/96	230 / 313							
2631 AS (6x6)	06/92→09/96	230 / 313							
2635 A (6x6)	02/90→08/94	260-269 / 354-366							
2635 A (6x6)	12/91→08/94	320 / 435							
2635 AK (6x6)	02/90→08/94	362-370 / 492-503							
2635 AK (6x6)	02/90→08/94	250-269 / 340-366							
2635 AS (6x6)	02/90→09/96	362 / 492							
2635 AS (6x6)	02/92→08/94	250-269 / 340-366							
2638 A, LA (6x6)	09/91→09/96	320 / 435							
2638 A, LA (6x6)	09/91→09/96	280 / 381							
2638 A, LA (6x6)	09/91→09/96	280 / 381							
2638 AK (6x6)	09/91→09/96	370 / 503							
2638 AK (6x6)	07/92→09/96	280 / 381							
2638 AK (6x6)	07/92→09/96	320 / 435							
2638 AK (6x6)	01/94→09/96	280 / 381							
2638 AS (6x6)	07/92→09/96	280 / 381							
2638 AS (6x6)	07/92→09/96	320 / 435							
2638 AS (6x6)	07/92→09/96	370 / 503							
2638 AS (6x6)	01/94→09/96	280 / 381							
2644 A (6x6)	01/92→09/96	320 / 435							
2645 AS (6x6)	02/90→09/96	362 / 492							
2648 AK (6x6)	02/90→08/94	362-370 / 492-503							
2648 AS (6x6)	07/88→08/94	362-370 / 492-503							
2650 A (6x6)	07/87→09/96	370 / 503							
2650 AK (6x6)	07/88→08/94	362-370 / 492-503							
2650 AS (6x6)	01/94→09/96	362-370 / 492-503							
2653 AK (6x6)	07/92→09/96	390 / 530							
3236 A (6x6)	07/87→09/96	261 / 355							
3544 AK (8x8)	03/91→09/96	320 / 435							
2429,2429 L (6x2)	07/87→09/96	213-218 / 290-296		MP322S7100 19495	W 183 x iaL 178,0 x ø 410		MP312S7100 19494	W 163 x iaL 178,0 x ø 410	auxiliary axle
2434 L (6x2)	07/87→09/96	250 / 340		MP322S7115 19495	W 183 x iaL 178,0 x ø 410		MP312S7115 19494	W 163 x iaL 178,0 x ø 410	auxiliary axle
2435,2435 L (6x2)	07/87→09/96	260-269 / 354-366							
2435 LS (6x2)	07/87→09/96	260 / 354							

I - M



kW / hp

**MERCEDES-BENZ****MERCEDES-BENZ****SK 07/87 → 09/96**

2448,2448 L (6x2)	07/87→09/96	353-362 / 480-492	8 x 18	ø 8 x L 18	64x	MP362S7100 19496	W 223 x iaL 178,0 x ø 410	
2538 (6x2)	03/91→09/96	370 / 503				MP362S7115 19496	W 223 x iaL 178,0 x ø 410	
2538,2538 L (6x2)	07/87→09/96	280 / 381						
2538,2538 L (6x2)	07/87→09/96	280 / 381						
2538,2538 L (6x2)	07/87→09/96	320 / 435						
2544,2544 L (6x2)	07/87→09/96	320 / 435						
2544 S, LS (6x2)	01/92→09/96	320 / 435						
2550,2550 L (6x2)	07/87→09/96	370-390 / 503-530						
2553,2553 L (6x2)	07/87→09/96	390 / 530						
3238 L (6x2)	07/87→09/96	280 / 381						
3238 L (6x2)	07/87→09/96	280 / 381						
2429 S,2429 LS (6x2/4)	07/87→09/96	213-218 / 290-296	MP322S7100 19495	W 183 x iaL 178,0 x ø 410		MP322S7100 19495	W 183 x iaL 178,0 x ø 410	auxiliary axle
2435 S,2435 LS (6x2/2/4)	07/87→09/96	260-269 / 354-366	MP322S7115 19495	W 183 x iaL 178,0 x ø 410		MP322S7115 19495	W 183 x iaL 178,0 x ø 410	auxiliary axle
2448 LS (6x2/4)	07/88→07/92	353-362 / 480-492	8 x 18	ø 8 x L 18	64x	MP362S7100 19496	W 223 x iaL 178,0 x ø 410	
2538 S (6x2/4)	03/91→09/96	370 / 503				MP362S7115 19496	W 223 x iaL 178,0 x ø 410	
2538 S,2538 LS (6x2/4)	07/87→09/96	320 / 435						
2538 S,2538 L (6x2/4)	07/87→09/96	280 / 381						
2538 S,2538 LS (6x2/4)	07/87→09/96	280 / 381						
2544 LS (6x2/4)	01/92→09/96	320 / 435				8 x 18	ø 8 x L 18	64x

T1 Bus (601) 05/77 → 02/96

207 D 2.4	05/77→12/82	48 / 65				MB90912S7121 11019	W 34 x iaL 208,0 x ø 230	
207 D 2.4	07/82→01/90	53 / 72						
208 2.3	05/77→12/82	63 / 86						
208 D 2.3	10/88→02/96	58 / 79						
208 D 2.3	10/88→02/96	60 / 82						
209 D 2.9	12/82→01/90	65 / 88						
210 2.3	07/82→01/90	70 / 95						
210 2.3	05/89→02/96	77 / 105						
210 D 2.8	11/88→02/96	70 / 95						
210 D 2.8	11/88→02/96	72 / 98						

T1 Kasten (601) 06/82 → 02/96 → T1 Box (601), Page 156**T1 Box (601) 06/82 → 02/96**

207 D 2.4	06/82→01/90	53 / 72				MB90912S7121 11019	W 34 x iaL 208,0 x ø 230	
208 D 2.3	10/88→02/96	60 / 82						
208 D 2.3	11/88→02/96	58 / 79						
209 D 2.9	12/82→01/90	65 / 88						
210 2.3	07/82→02/96	70 / 95						
210 2.3	05/89→02/96	77 / 105						
210 D 2.8	10/88→02/96	70 / 95						
210 D 2.8	10/88→02/96	72 / 98						

T1 Pritsche/Fahrgestell (601) 04/77 → 02/96 → T1 Platform/Chassis (601), Page 156**T1 Platform/Chassis (601) 04/77 → 02/96**

207 D 2.4	04/77→12/82	48 / 65				MB90912S7121 11019	W 34 x iaL 208,0 x ø 230	
207 D 2.4	12/77→10/89	53 / 72						
208 D 2.3	11/88→02/96	58 / 79						
208 D 2.3	06/89→02/96	60 / 82						
209 D 2.9	12/82→01/90	65 / 88						
210 2.3	04/77→10/89	63 / 86						
210 2.3	04/77→10/89	70 / 95						
210 D 2.8	11/88→02/96	72 / 98						
210 D 2.9	11/88→02/96	70 / 95						

T1 Bus (602) 06/89 → 02/96

308 D 2.3	06/89→02/96	60 / 82				MB90912S7121 11019	W 34 x iaL 208,0 x ø 230	
308 D 2.3	05/90→02/96	58 / 79						
310 D 2.9	06/89→02/96	70 / 95						
310 D 2.9	06/90→02/96	72 / 98						

T1 Kasten (602) 10/82 → 02/96 → T1 Box (602), Page 156**T1 Box (602) 10/82 → 02/96**

307 D 2.4	10/82→01/90	53 / 72				MB90912S7121 11019	W 34 x iaL 208,0 x ø 230	
308 D 2.3	11/88→02/96	58 / 79						
308 D 2.3	06/89→02/96	60 / 82						
309 D 3.0	10/82→01/90	65 / 88						
310 D 2.9	06/89→02/96	70 / 95						
310 D 2.9	06/89→02/96	72 / 98						

T1 Pritsche/Fahrgestell (602) 04/77 → 02/96 → T1 Platform/Chassis (602), Page 156**T1 Platform/Chassis (602) 04/77 → 02/96**

307 D 2.4	04/77→01/83	48 / 65				MB90912S7121 11019	W 34 x iaL 208,0 x ø 230	
307 D 2.4	06/82→01/90	53 / 72						
308 D 2.3	06/89→02/96	58 / 79						
308 D 2.3	06/89→02/96	60 / 82						
309 D 3.0	10/82→01/90	65 / 88						
310 D 2.9	06/89→02/96	70 / 95						
310 D 2.9	06/89→02/96	72 / 98						

T2 - Series 01/84 → 12/87

814 (8,5 t) BM 674	01/84→12/87		MB1102S7115 17280	W 120 x iaL 259,1 x ø 308		MB1102A7115 17280	W 120 x iaL 259,1 x ø 308	
917 AF	01/84→12/87		MB98991S7243 17290	W 130 x iaL 174 x ø 364		MB98991S7243 17290	W 130 x iaL 174 x ø 364	



kW / hp

**MERCEDES-BENZ****MERCEDES-BENZ****T2/L** **01/72** →

L 2624 (6x4)		175-184 / 238-250	8 x 20	ø 8 x L 20	64x			
L 2628 (6x4)		206 / 280						
LA 2624 (6x6)		175-184 / 238-250						
LAB 2624 (6x6)		175-177 / 238-241						
LAK 2624 (6x6)		175-184 / 238-250						
LAS 2624 (6x6)		175-184 / 238-250						
LB 2624 (6x4)		175-177 / 238-241						
LK 2624 (6x4)		175-184 / 238-250						
LK 2628 (6x4)		206 / 280						
LS 2624 (6x4)		175-184 / 238-250						
LS 2628 (6x4)		206 / 280						
L 911 (4x2)	01/72 → 07/83	124 / 168				MB80812S7121 15030	W 79 x iaL 242,7 x ø 270	
LA 911 (4x4)	01/72 →	81 / 110						
LA 911 (4x4)	01/72 →	124 / 168				5 x 10	ø 5 x L 10	52x
LA 911 (4x4)	01/72 →	96 / 131						

TOURINO (O 510) **10/03** →

TOURINO (4x2)	10/03 →	210 / 286	CVP036K 29095	[o] 210.7 x 92.5 x 30 Knorr SB 6000		CVP036K 29095	[o] 210.7 x 92.5 x 30 Knorr SB 6000	
TOURINO (4x2)	10/03 →	180 / 245	CVD559	ø 377 x 45 x 134		CVD560	ø 377 x 45 x 138	
TOURINO (4x2)	10/03 →	205 / 279						

TOURISMO (O 350) **08/95** →

Tourismo (4x2)	08/95 →	280 / 381	CVP013K 29030	[o] 249.6 x 118.4 x 28.2 Meritor D-3	disc-th.45 mm → →disc-th.41 mm	CVP013K 29030	[o] 249.6 x 118.4 x 28.2 Meritor D-3	disc-th.45 mm → →disc-th.41 mm
Tourismo (4x2)	08/95 →	280 / 381	CVD514	ø 438 x 45 x 135		CVD514	ø 438 x 45 x 135	
Tourismo 15 RHD (4x2)	01/03 →	335 / 456	CVP020KPSV 29087	[o] 247.7 x 109.7 x 30 Knorr SB 7000		CVP020KPSV 29087	[o] 247.7 x 109.7 x 30 Knorr SB 7000	
Tourismo 15 RHD (4x2)	01/03 →	185 / 252	CVD552	ø 430 x 45 x 132	see techn. info.	CVD552	ø 430 x 45 x 132	
Tourismo 15 RHD (4x2)	01/03 →	220 / 299	CVD670	ø 430 x 45 x 144	see techn. info.			
Tourismo 15 RHD (4x2)	01/03 →	300 / 408						
Tourismo 15 RHD (4x2)	01/03 →	260 / 354						
Tourismo 15 SHD (4x2)	01/03 →	310 / 422						
Tourismo 15 SHD (4x2)	01/03 →	260 / 354						
Tourismo 16 RHD (6x2)	01/03 →	310 / 422						
Tourismo 16 RHD (6x2)	01/03 →	315 / 428						
Tourismo 16 RHD (6x2)	01/03 →	315 / 428						
Tourismo 16 RHD (6x2)	01/03 →	335 / 456						
Tourismo 16 RHD (6x2)	01/03 →	260 / 354						
Tourismo 16 RHD (6x2)	01/03 →	350 / 476						
Tourismo 16 RHD (4x2)	01/03 →	220 / 299						
Tourismo 16 RHD (4x2)	01/03 →	260 / 354						
Tourismo 16 RHD (6x2)	01/03 →	370 / 503						
Tourismo 17 RHD (6x2)	01/03 →	370 / 503						
Tourismo 17 RHD (6x2)	01/03 →	335 / 456						
Tourismo 17 RHD (6x2)	01/03 →	315 / 428						
Tourismo 17 RHD (6x2)	01/03 →	310 / 422						
Tourismo 17 RHD (6x2)	01/03 →	260 / 354						
Tourismo 17 RHD (6x2)	01/03 →	320 / 435						
Tourismo 17 RHD (6x2)	01/03 →	350 / 476						
Tourismo RHD, SHD (4x2)	08/95 →	250 / 340						
Tourismo RHD, SHD (4x2)	09/03 →	310 / 422						
Tourismo RHD, SHD (4x2)	09/03 →	260 / 354						

TOURO (O 500) **01/01** →

O 500 GL, GLE (6x2)	01/01 →	265 / 360	CVP020KPSV 29087	[o] 247.7 x 109.7 x 30 Knorr SB 7000		CVP020KPSV 29087	[o] 247.7 x 109.7 x 30 Knorr SB 7000	
O 500 M (4x2)		188 / 256	CVD552	ø 430 x 45 x 132	see techn. info.	CVD552	ø 430 x 45 x 132	
O 500 M (4x2)		209 / 284	CVD670	ø 430 x 45 x 144	see techn. info.			
O 500 M (4x2)	01/01 →	180 / 245						
O 500 R (4x2)	01/01 →	240 / 326						
O 500 R (4x2)	01/01 →	225 / 306						
O 500 RSD (8x2)	01/01 →	295 / 401						
O 500 RSD (8x2)	01/01 →	265 / 360						
O 500 U (4x2)		225 / 306						
O 500 U (4x2)	01/01 →	188 / 256						
O 500 U (4x2)	01/01 →	180 / 245						
Touro (4x2)	10/01 →	310 / 422						
Touro (4x2)	10/01 →	260 / 354						

Trailer-Axle

with Knorr SB 6000 brake						CVP036K 29095	[o] 210.7 x 92.5 x 30 Knorr SB 6000	
						CVD560	ø 377 x 45 x 138	⊕ rim 8 hole
with Knorr SB 7000 brake						CVD552	ø 430 x 45 x 132	
with Knorr SK 7 brake						CVP103K 29269	[o] 210.8 x 108 x 30 Knorr SK 7	Grey Cast Iron

TRAVEGO (O 580) **10/99** →

O 580-15 RH (4x2)	10/99 →	350 / 476	CVP020KPSV 29087	[o] 247.7 x 109.7 x 30 Knorr SB 7000		CVP020KPSV 29087	[o] 247.7 x 109.7 x 30 Knorr SB 7000	
O 580-15 RH (6x2)	10/99 →	320 / 435	MB74752S7113 19706	W 163 x iaL 173,7 x ø 410	optional	MB74752S7113 19706	W 163 x iaL 173,7 x ø 410	
O 580-15 RH (4x2)	10/99 →	185 / 252	CVD552	ø 430 x 45 x 132	see techn. info.	MB76772S7100 19707	W 222 x iaL 173,7 x ø 410	optional
O 580-15 SHD (4x2)	10/99 →	260 / 354	CVD670	ø 430 x 45 x 144	see techn. info.	MB76772S7113 19707	W 222 x iaL 173,7 x ø 410	optional
O 580-16 RHD (6x2)	10/99 →	350 / 476						
O 580-17 RHD (6x2)	10/99 →	260 / 354						
O 580-17 SHD (6x2)	10/99 →	320 / 435						
O 580-17 SHD (6x2)	10/99 →	350 / 476						



kW / hp

**MERCEDES-BENZ****MERCEDES-BENZ****TRAVEGO (O 580) 10/99 →**

O 580-15 RH (4x2)	10/99 →	350 / 476				CVD552	ø 430 x 45 x 132		
O 580-15 RH (6x2)	10/99 →	320 / 435							
O 580-15 RH (4x2)	10/99 →	185 / 252							
O 580-15 SHD (4x2)	10/99 →	260 / 354							
O 580-16 RHD (6x2)	10/99 →	350 / 476							
O 580-17 RHD (6x2)	10/99 →	260 / 354							
O 580-17 SHD (6x2)	10/99 →	320 / 435							
O 580-17 SHD (6x2)	10/99 →	350 / 476							
O 580-15 RH/RHD (4x2)	10/99 →	300 / 408		CVP020KPSV 29087	[o] 247.7 x 109.7 x 30 Knorr SB 7000		CVP020KPSV 29087	[o] 247.7 x 109.7 x 30 Knorr SB 7000	
O 580-15 RH/RHD (4x2)	10/99 →	260 / 354							
O 580-15 RHD (4x2)	10/99 →	310 / 422							
O 580-15 RHD (4x2)	10/99 →	335 / 456		CVD552	ø 430 x 45 x 132	see techn. info.		CVD552	ø 430 x 45 x 132
O 580-16 RHD (6x2)	10/99 →	335 / 456							
O 580-16 RHD (6x2)	10/99 →	320 / 435		CVD670	ø 430 x 45 x 144	see techn. info.			
O 580-16 RHD (6x2)	01/03 →	260 / 354							
O 580-16 RHD (6x2)	01/03 →	370 / 503							
O 580-16 RHD, O 580-17 RHD (6x2)	10/99 →	310-315 / 422-428							
O 580-17 RHD (6x2)	10/99 →	320 / 435							
O 580-17 RHD (6x2)	10/99 →	350 / 476							

UNIMOG 07/93 →

U 2400TG (4x4)	07/93 →	177 / 241					MP362S7115 19496	W 223 x iaL 178,0 x ø 410
U 400 (4x4)	03/00 →	170 / 231		CVP022 29077	[+] 204.5 x 106 x 27 Wabco 1600 V-G		CVP022 29077	[+] 204.5 x 106 x 27 Wabco 1600 V-G
U 400 (4x4)	03/00 →	130 / 177						
U 4023 (4x4)	05/13 →	170 / 231						
U 423 (4x4)	05/13 →	170 / 231						
U 423 L (4x4)	05/13 →	170 / 231						
U 427, U 427 L (4x4)	05/13 →	200 / 272						
U 430, U 430 L (4x4)	05/13 →	220 / 299						
U 500, UGN NA (4x4)	10/00 →	205-209 / 279-284						
U 500, UGN NA (4x4)	10/00 →	170-172 / 231-234						
U 5023 (4x4)	05/13 →	170 / 231						
U 527, U 527 L (4x4)	05/13 →	200 / 272						
U 530, U 530 L (4x4)	05/13 →	220 / 299						

VARIO 09/96 →

Plaxton-Cheeta (O 816 D)	09/96 →	112-115 / 152-156		CVP002 29835	[o] 175 x 85 x 22 Lucas B2x60		CVP002 29835	[o] 175 x 85 x 22 Lucas B2x60
				FK001			FK001	
							CVD596	ø 324 x 30 x 121

ZETROS 09/08 →

1833 A (4x4)	09/08 →	240 / 326		MP322S7100 19495	W 183 x iaL 178,0 x ø 410		MP362S7100 19496	W 223 x iaL 178,0 x ø 410		
2733 A (6x6)	09/08 →	240 / 326		MP322S7115 19495	W 183 x iaL 178,0 x ø 410		MP362S7115 19496	W 223 x iaL 178,0 x ø 410		
				8 x 18	ø 8 x L 18	64x		8 x 18	ø 8 x L 18	64x

MERITOR**MERITOR****B-Duco - Brake - Volvo**

							CVP038K 29136	175.7 x 89.1 x 29.2 Meritor B-DUCO
--	--	--	--	--	--	--	-------------------------	---------------------------------------

C-Duco - Brake - Volvo

							CVP039K 29137	210.1 x 102.4 x 29.2 Meritor C-DUCO
							FK039	

C-Lisa - Brake - Renault Trucks

							CVP084 29100	[o] 214 x 111.8 x 25.2 Meritor C-LISA
--	--	--	--	--	--	--	------------------------	--

D3 - Brake - Kaessbohrer

							CVP013K 29030	[o] 249.6 x 118.4 x 28.2 Meritor D-3	
							CVP018K 29053	[o] 249.6 x 118.4 x 30.2 Meritor D-3	⊕ oversize of 29030

D3 - Brake - Mercedes-Benz

							CVP013K 29030	[o] 249.6 x 118.4 x 28.2 Meritor D-3
--	--	--	--	--	--	--	-------------------------	---

D3 - Brake - Renault Trucks

							CVP013K 29030	[o] 249.6 x 118.4 x 28.2 Meritor D-3
--	--	--	--	--	--	--	-------------------------	---

D-Duco - Brake - Volvo

							CVP037K 29277	249.5 x 111.2 x 29.2 Meritor D-DUCO
--	--	--	--	--	--	--	-------------------------	--

D-ELSA 1 - Brake - MAN

							CVP013K 29030	[o] 249.6 x 118.4 x 28.2 Meritor D-3	
							CVP018K 29053	[o] 249.6 x 118.4 x 30.2 Meritor D-3	⊕ oversize of 29113



kW / hp

**MERITOR****MERITOR****D-ELSA 2 - Brake - MAN**

	CVP088K 29131	[o] 249.6 x 118.2 x 30.2 Meritor D-ELSA 2
	FK088	
	FK113	

D-ELSA 2 - Brake - Renault Trucks

	CVP088K 29131	[o] 249.6 x 118.2 x 30.2 Meritor D-ELSA 2
	FK088	
	FK113	
	CVD698	ø 434 x 45 x 163

D-Lisa - Brake - Renault Trucks, Volvo

	CVP023K 29090	[o] 249.6 x 114.2 x 28.2 Meritor D-LISA
	FK023	

DX 195

	CVP024K 29124	[o] 205.4 x 102 x 27 Meritor DX 195
	CVD566	ø 378 x 45 x 150

Elsa 195

	CVD653	ø 378 x 45 x 150
--	---------------	------------------

ELSA 225-1 - Brake: Renault Trucks, Volvo

	CVP100K 29173	[o] 216.2 x 97 x 29.2 Meritor ELSA 225-1
--	-------------------------	---

ELSA 225-3 - Brake: Renault Trucks, Volvo

	CVP101K 29174	[o] 249.6 x 106.9 x 29.2 Meritor ELSA 225-3
--	-------------------------	--

Ford, Volvo

	CVP008 29039	[+] 176 x 78 x 21 Lucas B2x68
	FK001	

Iveco, Renault Trucks

	CVP016 29065	[o] 175 x 85.6 x 22 Lucas B2x60
	CVP019 29067	[o] 176 x 78 x 22 Meritor
	FK001	

Renault Trucks

	CVP009 29043	[-] 204 x 96 x 24
--	------------------------	-------------------

VGT 195 - Brake - Renault Trucks, Volvo

	CVP095K 29177	[o] 210.6 x 99.6 x 29.2 Meritor VGT 195
--	-------------------------	--

MINERVA**MINERVA****420,0x200,0 (BPW)**

	BC371S7340 19094	W 200 x iaL 203,7 x ø 420
--	----------------------------	---------------------------

MISTRALL**MISTRALL****420,0x180,0 (BPW)**

	BC361S7340 19032	W 180 x iaL 203,7 x ø 420
--	----------------------------	---------------------------

420,0x200,0 (BPW)

	BC371S7340 19094	W 200 x iaL 203,7 x ø 420
--	----------------------------	---------------------------

MOL**MOL****394,0x210,0**

	YK893S7340 19461	W 210 x iaL 196,4 x ø 394
--	----------------------------	---------------------------

420,0x180,0 Essieu BPW

	BC361S7340 19032	W 180 x iaL 203,7 x ø 420
--	----------------------------	---------------------------



kW / hp



MOL

MOL

420,0x200,0 Essieu BPW



BC371S7340
19094



W 200 x iaL 203,7 x ø 420

MULTICAR

MULTICAR

M26 06/92 →

1,9 (4x2)	06/92→12/96	40 / 54
1,9 (4x4)	06/92→12/96	40 / 54
2,5 (4x4)	09/94→12/95	62 / 84
2,5 (4x2)	09/94→12/95	62 / 84
2,8 (4x2)	01/96→12/02	78 / 106
2,8 (4x4)	01/96→12/02	78 / 106
EcoLine, ProfilLine (4x4)	01/03→	66 / 90
EcoLine, ProfilLine (4x2)	01/03→	66 / 90
EcoLine, ProfilLine (4x2)	09/06→	74 / 100
EcoLine, ProfilLine (4x4)	09/06→	74 / 100
TransLine (4x2)	01/03→	66 / 90
TransLine (4x4)	01/03→	66 / 90
TransLine (4x2)	09/06→	74 / 100
TransLine (4x4)	09/06→	74 / 100

CVP110
29208

[+] 150 x 56.1 x 17
Knott P 2.46

I - M



kW / hp



NEOPLAN

NEOPLAN

Centroliner 01/03 →

N 4516 T (4x2)	01/05 →	206 / 280		CVP088K 29131	[o] 249.6 x 118.2 x 30.2 Meritor D-ELSA 2			CVP088K 29131	[o] 249.6 x 118.2 x 30.2 Meritor D-ELSA 2	
N 4522 (6x2)	01/03 →	265 / 360		FK088				FK088		
				FK113				FK113		

Centroliner 10/98 →

N 4411 (4x2)	10/98 →	162 / 220		CVP020KPSV 29087	[o] 247.7 x 109.7 x 30 Knorr SB 7000			CVP020KPSV 29087	[o] 247.7 x 109.7 x 30 Knorr SB 7000	
N 4411 (4x2)	10/98 →	206 / 280								
N 4416 (4x2)	10/98 →	162 / 220								
N 4416 (4x2)	01/99 → 12/01	191 / 260								
N 4416 (4x2)	01/99 → 12/01	191 / 260								
N 4416 (4x2)	01/99 → 12/01	228 / 310								
N 4420 (6x2)	01/99 →	191 / 260								
N 4420 (6x2)	01/99 →	228 / 310								
N 4420 (6x2)	01/99 →	257 / 350								
N 4421 (6x2)	01/99 →	191 / 260								
N 4421 (6x2)	01/99 →	257 / 350								
N 4421 (6x2)	01/99 →	228 / 310								
N 4516 (4x2)	10/98 →	228 / 310								
N 4516 (4x2)	10/98 →	206 / 280								
N 4516 (4x2)	10/98 →	265 / 360								
N 4516 (4x2)	10/98 →	235 / 320								
N 4516 (4x2)	10/98 →	199 / 271								
N 4522 (6x2)	10/98 →	265 / 360								
N 4522 (6x2)	10/98 →	228 / 310								
N 4522 (6x2)	10/98 →	235 / 320								
N 4522 (6x2)	05/06 →	257 / 350								

Cityliner 01/74 →

N 116	01/74 →	158 / 215		MB7452S7113 19706	W 163 x iaL 173,7 x ø 410	⊕ Mercedes-Axle		DF16172S7100 19256	W 177.8 x iaL 212,9 x ø 419	⊕ DAF-Axle
N 116/3	01/74 →	188 / 256								
				SV81S7100 19075	W 178 x iaL 189,3 x ø 413	⊕ Scania-Axle		MB76772S7100 19707	W 222 x iaL 173,7 x ø 410	⊕ Mercedes-Axle
				SV81S7115 19075	W 178 x iaL 189,3 x ø 413	⊕ Scania-Axle		MB76772S7113 19707	W 222 x iaL 173,7 x ø 410	⊕ Mercedes-Axle
				8 x 18	ø 8 x L 18	⊕ Mercedes-Axle 72x		SV341S7100 19647	W 254 x iaL 192,6 x ø 413	⊕ Scania-Axle
				L 10	ø 6.35 x L 15.9	⊕ DAF-Axle 80x		SV341S7115 19647	W 254 x iaL 192,6 x ø 413	⊕ Scania-Axle
								8 x 18	ø 8 x L 18	⊕ Mercedes-Axle 72x
								L 10	ø 6.35 x L 15.9	⊕ DAF-Axle 112x

Cityliner 04/73 →

N 116 (4x2)	09/90 →	228-235 / 310-320		CVP020KPSV 29087	[o] 247.7 x 109.7 x 30 Knorr SB 7000			CVP020KPSV 29087	[o] 247.7 x 109.7 x 30 Knorr SB 7000	
N 116 (4x2)	09/90 →	272-274 / 370-373								
N 116 (4x2)	09/90 → 09/92	225 / 306		CVD520	ø 304 x 30 x 128	198 mm hub-Ø		PB18192S7100 19699	W 220 x iaL 174,3 x ø 410	
N 116 (4x2)	09/90 → 09/92	229 / 311		CVD541	ø 430 x 45 x 131	188.5 mm hub-Ø		PB18192S7113 19699	W 220 x iaL 174,3 x ø 410	
N 116 (4x2)	09/90 → 09/93	267 / 363		CVD608	ø 430 x 45 x 131	198 mm hub-Ø		5X15FTSTB32 Me	ø 5 x L 15.5	96x
N 116 (4x2)	09/92 →	280 / 381						CVD532	ø 304 x 30 x 128	198 mm hub-Ø
N 116 (4x2)	09/92 →	309 / 420						CVD541	ø 430 x 45 x 131	188.5 mm hub-Ø
N 116 (4x2)	09/92 →	268 / 364						CVD608	ø 430 x 45 x 131	198 mm hub-Ø
N 116 (4x2)	09/92 →	295 / 401								
N 116/3 HC (6x2)	09/04 →	338 / 460								
N 122/3 (6x2)		261 / 355								
N 122/3 (6x2)		243 / 330								
N 1216 HD (4x2)	09/06 →	294 / 400		CVP020KPSV 29087	[o] 247.7 x 109.7 x 30 Knorr SB 7000			CVP020KPSV 29087	[o] 247.7 x 109.7 x 30 Knorr SB 7000	
N 1216 HDC (4x2)	09/06 →	324 / 440								
N 217/3 (6x2)	04/73 →	176 / 239		MB7452S7113 19706	W 163 x iaL 173,7 x ø 410	⊕ Mercedes-Axle		DF16172S7100 19256	W 177.8 x iaL 212,9 x ø 419	⊕ DAF-Axle
N 217/3 (6x2)	04/73 →	188 / 256								
N 217/3 (6x2)	04/73 →	236 / 321		SV81S7100 19075	W 178 x iaL 189,3 x ø 413	⊕ Scania-Axle		MB76772S7100 19707	W 222 x iaL 173,7 x ø 410	⊕ Mercedes-Axle
N 217/3 (6x2)	04/73 →	206 / 280		SV81S7115 19075	W 178 x iaL 189,3 x ø 413	⊕ Scania-Axle		MB76772S7113 19707	W 222 x iaL 173,7 x ø 410	⊕ Mercedes-Axle
N 217/3 (6x2)	04/73 →	184 / 250		8 x 18	ø 8 x L 18	⊕ Mercedes-Axle 72x		SV341S7100 19647	W 254 x iaL 192,6 x ø 413	⊕ Scania-Axle
				L 10	ø 6.35 x L 15.9	⊕ DAF-Axle 80x		SV341S7115 19647	W 254 x iaL 192,6 x ø 413	⊕ Scania-Axle
								8 x 18	ø 8 x L 18	⊕ Mercedes-Axle 72x
								L 10	ø 6.35 x L 15.9	112x ⊕ DAF-Axle

Euroliner 07/97 →

N 3316 KL, N 3316 ÜL (6x2)		265 / 360		CVP020KPSV 29087	[o] 247.7 x 109.7 x 30 Knorr SB 7000			CVP020KPSV 29087	[o] 247.7 x 109.7 x 30 Knorr SB 7000	
N 3316 Ü, N 3316 K (4x2)		301 / 410								
N 3318/3 Ü (6x2)	07/97 → 04/02	301 / 410								

Jetliner 01/74 → 12/82

N 214	01/74 → 12/82			MB7452S7113 19706	W 163 x iaL 173,7 x ø 410	⊕ Mercedes-Axle		DF16172S7100 19256	W 177.8 x iaL 212,9 x ø 419	⊕ DAF-Axle
N 216	01/74 → 12/82									
N 218	01/74 → 12/82			8 x 18	ø 8 x L 18	⊕ Mercedes-Axle 72x		MB76772S7100 19707	W 222 x iaL 173,7 x ø 410	⊕ Mercedes-Axle
N 314	01/74 → 12/82									
N 316	01/74 → 12/82									
N 414	01/74 → 12/82									



kW / hp

**NEOPLAN****NEOPLAN****Jetliner** **01/74→12/82**

N 416	01/74→12/82	L 10	ø 6.35 x L 15.9	⊕ DAF-Axle 80x	MB76772S7113 19707 8 x 18 L 10	W 222 x iaL 173,7 x ø 410 ⊕ Mercedes-Axle ⊕ Mercedes-Axle 72x ⊕ DAF-Axle 112x
N 326 N 426	01/74→ 01/74→	MB74752S7113 19706 8 x 18	W 163 x iaL 173,7 x ø 410 ø 8 x L 18	72x	MB76772S7100 19707 MB76772S7113 19707 8 x 18	W 222 x iaL 173,7 x ø 410 W 222 x iaL 173,7 x ø 410 ø 8 x L 18 72x
N 407 N 409	100 / 136 100 / 136	F11241S7121 19918 CVD671	W 170 x iaL 325 x ø 360 ø 315 x 35 x 149	10/85→	F11241S7121 19918 MP39401S7100 17900 MP39401S7115 17900	W 170 x iaL 325 x ø 360 W 146.5 x iaL 301,1 x ø 325 W 146.5 x iaL 301,1 x ø 325 10/85→ →09/85 →09/85
N 416	01/83→	PB16171S7113 19849	W 160 x iaL 196,0 x ø 410		PB18192S7100 19699 PB18192S7113 19699	W 220 x iaL 174,3 x ø 410 W 220 x iaL 174,3 x ø 410

Jetliner **09/90→**

N 208 (4x2) N 208 (4x2) N 213 (4x2) N 213 (4x2) N 214, N 216 (4x2)	09/90→ 09/92→ 09/90→09/92 09/90→09/92 09/90→	169 / 230 140 / 190 243 / 330 225 / 306 272-274 / 370-373	CVPO20KPSV 29087 CVD520 CVD541 CVD608	[o] 247.7 x 109.7 x 30 Knorr SB 7000 ø 304 x 30 x 128 ø 430 x 45 x 131 ø 430 x 45 x 131	198 mm hub-Ø 188.5 mm hub-Ø 198 mm hub-Ø	CVPO20KPSV 29087 PB18192S7100 19699 PB18192S7113 19699 5X15FTSTB32 Me CVD532 CVD541 CVD608	[o] 247.7 x 109.7 x 30 Knorr SB 7000 W 220 x iaL 174,3 x ø 410 W 220 x iaL 174,3 x ø 410 ø 5 x L 15.5 ø 304 x 30 x 128 ø 430 x 45 x 131 ø 430 x 45 x 131 96x 198 mm hub-Ø 188.5 mm hub-Ø 198 mm hub-Ø
N 214, N 216 (4x2) N 214, N 216 (4x2) N 214, N 216 (4x2) N 214, N 216 (4x2) N 214, N 216 (4x2) N 214, N 216 (4x2) N 214, N 216 (4x2) N 214, N 216 (4x2) N 214, N 216 (4x2) N 214, N 216 (4x2) N 216 (4x2) N 216 (4x2) N 216 (4x2)	09/90→ 09/90→09/92 09/90→09/92 09/90→09/92 09/90→09/92 09/90→09/92 09/90→09/92 09/90→09/92 09/90→09/92 09/90→09/92 09/92→ 09/92→ 09/92→09/93 09/90→ 09/90→ 09/90→	309 / 420 267 / 363 229 / 311 225 / 306 243 / 330 228-235 / 310-320 280 / 381 295 / 401 268 / 364 206 / 280 184 / 250 243 / 330					

Low Chassis Bus

N 4407 Centroliner	165-205 / 224-279				CVPO22 29077	[+] 204.5 x 106 x 27 Wabco 1600 V-G
--------------------	----------------------	--	--	--	------------------------	--

Low Chassis Buses **01/88→12/99**

N 4007 NF N 4009 NF, LNF N 4014 NF N 4016 NF N 4021 NF	01/88→ 01/88→ 01/88→ 01/88→ 01/88→		PB16171S7113 19849	W 160 x iaL 196,0 x ø 410			
N 4008 N 4009 N 4010 N 4011 N 4014 N 4016 N 4024 N 4026	01/90→12/99 01/90→12/99 01/90→12/99 01/90→12/99 01/90→12/99 01/90→12/99 01/90→12/99 01/90→12/99		CVPO20KPSV 29087 CVD520 CVD541 CVD608	[o] 247.7 x 109.7 x 30 Knorr SB 7000 ø 304 x 30 x 128 ø 430 x 45 x 131 ø 430 x 45 x 131	198 mm hub-Ø 188.5 mm hub-Ø 198 mm hub-Ø	PB18192S7100 19699 PB18192S7113 19699	W 220 x iaL 174,3 x ø 410 W 220 x iaL 174,3 x ø 410

Megaliner **01/93→**

N 128/4 (8x2)	01/93→	370 / 503	CVPO20KPSV 29087 CVD520 CVD541 CVD608	[o] 247.7 x 109.7 x 30 Knorr SB 7000 ø 304 x 30 x 128 ø 430 x 45 x 131 ø 430 x 45 x 131	198 mm hub-Ø 188.5 mm hub-Ø 198 mm hub-Ø	CVPO20KPSV 29087 PB18192S7100 19699 PB18192S7113 19699 5X15FTSTB32 Me CVD532 CVD541 CVD608	[o] 247.7 x 109.7 x 30 Knorr SB 7000 W 220 x iaL 174,3 x ø 410 W 220 x iaL 174,3 x ø 410 ø 5 x L 15.5 ø 304 x 30 x 128 ø 430 x 45 x 131 ø 430 x 45 x 131 96x 198 mm hub-Ø 188.5 mm hub-Ø 198 mm hub-Ø
---------------	--------	-----------	---	---	--	---	--

Megashuttle **01/94→**

N 4032/4 (8x2)	01/94→	235 / 320	CVPO20KPSV 29087 CVD520 CVD541 CVD608	[o] 247.7 x 109.7 x 30 Knorr SB 7000 ø 304 x 30 x 128 ø 430 x 45 x 131 ø 430 x 45 x 131	198 mm hub-Ø 188.5 mm hub-Ø 198 mm hub-Ø	CVPO20KPSV 29087 PB18192S7100 19699 PB18192S7113 19699 5X15FTSTB32 Me	[o] 247.7 x 109.7 x 30 Knorr SB 7000 W 220 x iaL 174,3 x ø 410 W 220 x iaL 174,3 x ø 410 ø 5 x L 15.5 96x
----------------	--------	-----------	---	---	--	--	--



kW / hp



NEOPLAN

NEOPLAN

Megashuttle 01/94 →

N 4032/4 (8x2)	01/94 →	236 / 320					CVD532	ø 304 x 30 x 128	198 mm hub-Ø
							CVD541	ø 430 x 45 x 131	188.5 mm hub-Ø
							CVD608	ø 430 x 45 x 131	198 mm hub-Ø

Metroliner 01/90 →

MIC 4008	01/90 →			PB16171S7113	W 160 x iaL 196,0 x ø 410			PB18192S7100	W 220 x iaL 174,3 x ø 410
MIC 4012	01/90 →			19849				PB18192S7113	W 220 x iaL 174,3 x ø 410
MIC 4017	01/90 →							19699	

N-Serie 01/83 →

N 416 SL (4x2)	01/83 →	191 / 260		PB16171S7113	W 160 x iaL 196,0 x ø 410			PB18192S7100	W 220 x iaL 174,3 x ø 410
N 416 SÜ (4x2)	01/87 →	177 / 241		19849				PB18192S7113	W 220 x iaL 174,3 x ø 410
				5X15FTSTB32	ø 5 x L 15.5	64x		5X15FTSTB32	ø 5 x L 15.5
				Me				Me	96x

Regioliner 01/02 →

N 3014	01/02 →			CVP020KPSV	[o] 247.7 x 109.7 x 30				
N 3016	01/02 →			29087	Knorr SB 7000				

Skyliner 01/79 →

N 122 (4x2)	09/90 → 09/92	229 / 311		CVP020KPSV	[o] 247.7 x 109.7 x 30			CVP020KPSV	[o] 247.7 x 109.7 x 30
N 122 (4x2)	09/90 → 09/92	225 / 306		29087	Knorr SB 7000			29087	Knorr SB 7000
N 122 (4x2)	09/90 → 09/92	309 / 420		CVD520	ø 304 x 30 x 128	198 mm hub-Ø		PB18192S7100	W 220 x iaL 174,3 x ø 410
N 122 (4x2)	09/90 → 09/92	228 / 310						PB18192S7113	W 220 x iaL 174,3 x ø 410
N 122 (4x2)	09/90 → 09/92	243 / 330		CVD541	ø 430 x 45 x 131	188.5 mm hub-Ø		PB18192S7113	W 220 x iaL 174,3 x ø 410
N 122 (4x2)	09/90 → 09/92	267 / 363						5X15FTSTB32	ø 5 x L 15.5
N 122 (4x2)	09/90 → 09/93	274 / 373		CVD608	ø 430 x 45 x 131	198 mm hub-Ø		5X15FTSTB32	ø 5 x L 15.5
N 122/3 (6x2/4)	09/90 →	309 / 420						CVD532	ø 304 x 30 x 128
N 122/3 (6x2)	09/90 →	243 / 330						CVD541	ø 430 x 45 x 131
N 122/3 (6x2/4)	09/90 →	272-274 / 370-373						CVD608	ø 430 x 45 x 131
N 122/3 (6x2/4)	09/90 → 09/93	267 / 363							
N 122/3 (6x2/4)	09/92 →	280 / 381							
N 122/3 (6x2/4)	09/92 →	268 / 364							
N 122/3 (6x2/4)	09/92 →	295 / 401							
N 122/3 L (6x2)	09/04 →	390 / 530							
N 122/3 (6x2/4)	01/79 →	259 / 352		MB74752S7113	W 163 x iaL 173,7 x ø 410	axle vers.Mercedes		DF16172S7100	W 177.8 x iaL 212,9 x ø 419
N 122/3 (6x2)	01/79 →	261 / 355		19706				MB76772S7100	W 222 x iaL 173,7 x ø 410
N 122/3 (6x2)	01/79 →	250 / 340		8 x 18	ø 8 x L 18	axle vers.Mercedes		MB76772S7113	W 222 x iaL 173,7 x ø 410
				L 10	ø 6.35 x L 15.9	axle vers.DAF		8 x 18	ø 8 x L 18
								L 10	ø 6.35 x L 15.9

Spaceliner 09/90 →

N 117 (4x2)	09/90 →	228-235 / 310-320		CVP020KPSV	[o] 247.7 x 109.7 x 30			CVP020KPSV	[o] 247.7 x 109.7 x 30
N 117 (4x2)	09/90 →	309 / 420		29087	Knorr SB 7000			29087	Knorr SB 7000
N 117 (4x2)	09/90 →	272-274 / 370-373		CVD520	ø 304 x 30 x 128	198 mm hub-Ø		PB18192S7100	W 220 x iaL 174,3 x ø 410
N 117 (4x2)	09/90 → 09/92	243 / 330		CVD541	ø 430 x 45 x 131	188.5 mm hub-Ø		PB18192S7113	W 220 x iaL 174,3 x ø 410
N 117 (4x2)	09/90 → 09/92	225 / 306						5X15FTSTB32	ø 5 x L 15.5
N 117 (4x2)	09/90 → 09/93	267 / 363		CVD608	ø 430 x 45 x 131	198 mm hub-Ø		5X15FTSTB32	ø 5 x L 15.5
N 117 (4x2)	09/92 →	295 / 401						CVD532	ø 304 x 30 x 128
N 117 (4x2)	09/92 →	280 / 381						CVD541	ø 430 x 45 x 131
N 117 (4x2)	09/92 →	268 / 364						CVD608	ø 430 x 45 x 131
N 117/3 (6x2/4)	09/90 → 09/93	267 / 363							
N 117/3 (6x2/4)	09/92 →	295 / 401							
N 117/3 (6x2/4)	09/92 →	280 / 381							
N 117/3 (6x2/4)	09/92 →	268 / 364							
N 117/3 (6x2/4)	09/92 →	309 / 420							
N 117/3 (6x2/4)	09/92 →	272 / 370							

Sportliner 01/90 →

N 208 (4x2)	01/90 →	162 / 220		CVP020KPSV	[o] 247.7 x 109.7 x 30			CVP020KPSV	[o] 247.7 x 109.7 x 30
				29087	Knorr SB 7000			29087	Knorr SB 7000
				CVD520	ø 304 x 30 x 128	198 mm hub-Ø		PB18192S7100	W 220 x iaL 174,3 x ø 410
				CVD541	ø 430 x 45 x 131	188.5 mm hub-Ø		PB18192S7113	W 220 x iaL 174,3 x ø 410
				CVD608	ø 430 x 45 x 131	198 mm hub-Ø		5X15FTSTB32	ø 5 x L 15.5
								5X15FTSTB32	ø 5 x L 15.5
								CVD532	ø 304 x 30 x 128
								CVD541	ø 430 x 45 x 131
								CVD608	ø 430 x 45 x 131

N - P



kW / hp



NEOPLAN

NEOPLAN

Starliner 09/96 →

N 2216 SHD (4x2)	01/02 →	338 / 460		CVP020KPSV 29087	[o] 247.7 x 109.7 x 30 Knorr SB 7000		CVP020KPSV 29087	[o] 247.7 x 109.7 x 30 Knorr SB 7000	
N 2216 SHD (4x2)	01/02 →	301 / 409							
N 2216 SHD (4x2)	01/02 →	228 / 310							
N 2216 SHD (6x2)	01/02 →	338 / 460							
N 2216 SHD (4x2)	01/02 →	265 / 360							
N 516 (4x2)	09/96 →	280 / 381							
N 516 (4x2)	09/96 →	338 / 460							
N 516 (6x2)	09/96 →	350 / 476							
N 516 (4x2)	09/96 →	350 / 476							
N 516 (4x2)	09/96 →	294 / 400							
N 516 (4x2)	09/02 →	301 / 410							
N 516/3 (6x2/4)	09/96 →	280 / 381							
N 516/3 (6x2/4)	09/96 →	338 / 460							
N 516/3 (6x2/4)	09/96 →	294 / 400							
N 516/3 (6x2)	09/02 →	301 / 410							
N 5218 SHD (6x2)	05/05 →	390 / 530							
N 5218 SHD (6x2)	05/05 →	353 / 480							

Tourliner 01/03 →

N 2216 SHD (4x2)	01/03 →	301 / 410		CVP020KPSV 29087	[o] 247.7 x 109.7 x 30 Knorr SB 7000		CVP020KPSV 29087	[o] 247.7 x 109.7 x 30 Knorr SB 7000	
N 2216 SHD (4x2)	01/03 →	338 / 460							
N 2216 SHD (4x2)	06/06 →	324 / 440							
N 2216 SHD (4x2)	06/06 →	294 / 400							
N 2216 SHDL (6x2)	01/03 →	301 / 410							
N 2216 SHDL (6x2)	01/03 →	338 / 460							
N 2216 SHDL (6x2)	06/06 →	324 / 440							

Transliner 12/88 →

N 314, N 316 (4x2)	09/93 →	198 / 270		CVP020KPSV 29087	[o] 247.7 x 109.7 x 30 Knorr SB 7000		CVP020KPSV 29087	[o] 247.7 x 109.7 x 30 Knorr SB 7000		
N 314, N 316 (4x2)	09/93 →	235 / 320								
N 316 (4x2)	12/88 →	213 / 290		CVD520	ø 304 x 30 x 128	198 mm hub-Ø		PB18192S7100 19699	W 220 x iaL 174,3 x ø 410	
N 316 (4x2)	12/88 →	230 / 313		CVD541	ø 430 x 45 x 131	188.5 mm hub-Ø		PB18192S7113 19699	W 220 x iaL 174,3 x ø 410	
N 316 (4x2)	12/88 →	141 / 192		CVD608	ø 430 x 45 x 131	198 mm hub-Ø		5X15FTSTB32 Me	ø 5 x L 15.5	96x
N 316 (4x2)	12/88 →	250 / 340						CVD532	ø 304 x 30 x 128	198 mm hub-Ø
N 316 (4x2)	12/88 →	195 / 265						CVD541	ø 430 x 45 x 131	188.5 mm hub-Ø
N 316 (6x2)	12/88 →	250 / 340						CVD608	ø 430 x 45 x 131	198 mm hub-Ø
N 316 (4x2)	09/90 → 09/92	243 / 330								
N 316 (4x2)	09/90 → 09/92	225 / 306								
N 316 (4x2)	09/90 → 09/92	267 / 363								
N 316 (4x2)	09/90 → 09/93	185 / 252								
N 316 (4x2)	09/90 → 09/93	229 / 311								
N 316 (4x2)	09/92 →	280 / 381								
N 316 (4x2)	09/92 →	272-274 / 370-373								
N 316 (4x2)	09/92 →	309 / 420								
N 316 (4x2)	09/92 →	268 / 364								
N 316 (4x2)	09/92 →	295 / 401								
N 316 (4x2)	09/93 →	235 / 320								
N 321/3 (6x2)	09/90 → 09/92	243 / 330								
N 321/3 (6x2)	09/90 → 09/92	225 / 306								
N 321/3 (6x2)	09/93 →	198 / 270								
N 321/3 (6x2)	09/93 →	235 / 320								
N 321/3 (6x2)	09/93 →	235 / 320								

Trendliner 09/04 →

N 3516/3 ÜL (6x2)	09/04 →	301 / 410		CVP020KPSV 29087	[o] 247.7 x 109.7 x 30 Knorr SB 7000		CVP020KPSV 29087	[o] 247.7 x 109.7 x 30 Knorr SB 7000	
N 3516 Ü (4x2)	09/04 →	228 / 310							
N 3516 Ü (4x2)	09/04 →	301 / 410							
N 3516 Ü (4x2)	09/04 →	265 / 360							

NISSAN

NISSAN

ATLEON 09/00 →

110.35, 120.35 (4x2)	09/00 →	78-88 / 106-120		CVP019 29067	[o] 176 x 78 x 22 Meritor		CUMMIN S		
110.56, 120.56 (4x2)	09/00 →	78-88 / 106-120							
120.45 (4x2)	09/03 →	87 / 118		CVP097 29160	[o] 164.9 x 67.8 x 19.9 Brembo PF 2.52		4ZD1		
120.56 (4x2)	09/03 →	87 / 118							
140.70 (4x2)	09/03 →	100 / 136							
140.75 (4x2)	09/00 →	100 / 136							
140.80 (4x2)	09/03 →	100 / 136							
165.120 (4x2)	09/03 →	117 / 159							
165.130 (4x2)	09/03 →	117 / 159							
165.75 (4x2)	09/00 →	117 / 159							
165.95 (4x2)	09/03 →	117 / 159							
210.120 (4x2)	09/03 →	151 / 205							
210.130 (4x2)	09/03 →	151 / 205							
210.150 (4x2)	09/03 →	151 / 205							

CABSTAR Platform/Chassis (F23, H41, H42) 01/04 → 12/06

35 DI 3.0	01/04 → 12/06	92 / 125		CVP104K 29237	[o] 164.9 x 69.5 x 19.9 Brembo PF 2.52				
-----------	---------------	----------	--	------------------	---	--	--	--	--

CABSTAR Pritsche/Fahrgestell (F23, H41, H42) 01/04 → 12/06
→ CABSTAR Platform/Chassis (F23, H41, H42), Page 164

CABSTAR E 10/98 → 10/06

105.35, 110.35 (4x2)	10/98 → 10/06	78-88 / 106-120		CVD694	ø 276 x 24 x 49.5				
110.45 (4x2)	10/98 → 10/06	78 / 106							
120.35, 125.35 (4x2)	10/98 → 10/06	88-92 / 120-125		CVD695	ø 263 x 24 x 53				
120.45 (4x2)	10/98 → 10/06	88 / 120							
75.28 (4x2)	10/98 → 10/06	55 / 75							
90.32 (4x2)	10/98 → 10/06	66 / 90							

P - Series 01/75 →

P 200	01/75 →			GG1421S7100 19371	W 202 x iaL 358 x ø 394				
P 260	01/75 →								



kW / hp

**NISSAN****NISSAN****P - Series** 01/75 →

P 270 P 320	01/76 → 01/75 →				GG1421S7115 19371	W 202 x iaL 358 x ø 394	
					L 9	ø 6.35 x L 14.29	72x

NUOVA O.M.T.**NUOVA O.M.T.****420,0x140,0**

					F11051S7141 17869	W 140 x iaL 197 x ø 420	
--	--	--	--	--	-----------------------------	-------------------------	--

420,0x200,0 (BPW)

					BC371S7340 19094	W 200 x iaL 203,7 x ø 420	
--	--	--	--	--	----------------------------	---------------------------	--

OMEF**OMEF****419,0x203,0 (ROR 20")**

					RW121S7329 19365	W 203.2 x iaL 194,6 x ø 419	
--	--	--	--	--	----------------------------	-----------------------------	--

420,0x200,0 (BPW)

					BC371S7340 19094	W 200 x iaL 203,7 x ø 420	
--	--	--	--	--	----------------------------	---------------------------	--

OPTARE**OPTARE****Metroliner** 01/78 →

Metrobus Metroliner Double Deck Coach	01/78 → 01/83 →	CS641S7119 19745	W 202.6 x iaL 157 x ø 394		CS641S7119 19745	W 202.6 x iaL 157 x ø 394	
		L 10	ø 6.35 x L 15.9	96x	L 10	ø 6.35 x L 15.9	112x
Metroliner Single Deck Coach	01/83 →	CS641S7119 19745	W 202.6 x iaL 157 x ø 394		L 10	ø 6.35 x L 15.9	96x

Metrorider 01/82 →

Metrorider, all models Metrorider (25 Seater)	01/89 → 01/82 →	CVP001 29302	[-] 175.2 x 77 x 21 Girling B-FRAME		CVP001 29302	[-] 175.2 x 77 x 21 Girling B-FRAME	
		FK001			FK001		
		GG1861871S7121 17932	W 127.2 x iaL 344 x ø 330				

Nouvelle 01/96 →

Nouvelle SR (4x2)	01/96 →	100 / 136	CVP002 29835	[o] 175 x 85 x 22 Lucas B2x60		CVP002 29835	[o] 175 x 85 x 22 Lucas B2x60	
			FK001			FK001		

OLYMPUS 11/06 →

OLYMPUS (4x2) OLYMPUS (4x2)	11/06 → 11/06 →	191 / 260 228 / 310	CVP020KPSV 29087	[o] 247.7 x 109.7 x 30 Knorr SB 7000		CVP020KPSV 29087	[o] 247.7 x 109.7 x 30 Knorr SB 7000	
--------------------------------	--------------------	------------------------	----------------------------	---	--	----------------------------	---	--

Solera 01/02 →

Solera SR, Corta (4x2)	01/02 →	170 / 231	CVP036K 29095	[o] 210.7 x 92.5 x 30 Knorr SB 6000		CVP036K 29095	[o] 210.7 x 92.5 x 30 Knorr SB 6000	
------------------------	---------	-----------	-------------------------	--	--	-------------------------	--	--

SOLO 05/08 →

M 710 SE, M 780 SE (4x2) M 710 SE, M 780 SE (4x2) M 710 SE, M 780 SE (4x2) M 710 SE, M 780 SE (4x2) M 810, M 880, M 950, M 1020 (4x2) M 810, M 880, M 950, M 1020 (4x2) M 810, M 880, M 950, M 1020 (4x2)	05/08 → 05/08 → 05/08 → 05/08 → 05/08 → 05/08 → 05/08 → 05/08 →	132 / 180 95 / 127 150 / 204 115 / 156 132 / 180 115 / 156 150 / 204	CVP032K 29285	[o] 175.5 x 85.6 x 26 Wabco PAN 17		CVP032K 29285	[o] 175.5 x 85.6 x 26 Wabco PAN 17	
--	--	--	-------------------------	---------------------------------------	--	-------------------------	---------------------------------------	--

SOLO SR 10/07 →

M 890, M 960 (4x2) M 890, M 960 (4x2) M 890, M 960 (4x2)	10/07 → 10/07 → 10/07 →	115 / 156 150 / 204 132 / 180	CVP032K 29285	[o] 175.5 x 85.6 x 26 Wabco PAN 17		CVP032K 29285	[o] 175.5 x 85.6 x 26 Wabco PAN 17	
--	-------------------------------	-------------------------------------	-------------------------	---------------------------------------	--	-------------------------	---------------------------------------	--

TORO 01/08 →

TORO (4x2)	01/08 →	115 / 156	CVP002 29835	[o] 175 x 85 x 22 Lucas B2x60		CVP002 29835	[o] 175 x 85 x 22 Lucas B2x60	
			FK001			FK001		
			FK016			FK016		

VERSA 11/06 →

V 1040, V 1110 (4x2) V 1040, V 1110 (4x2) V 1040, V 1110 (4x2)	11/06 → 11/06 → 11/06 →	132 / 180 150 / 204 115 / 156	CVP032K 29285	[o] 175.5 x 85.6 x 26 Wabco PAN 17		CVP032K 29285	[o] 175.5 x 85.6 x 26 Wabco PAN 17	
--	-------------------------------	-------------------------------------	-------------------------	---------------------------------------	--	-------------------------	---------------------------------------	--

N - P



kW / hp

**PEGASO****PEGASO****2 - Axles** 01/87→

1061 A	01/87→				PD341S7340 19879	W 200 x iaL 162,3 x ø 410	
1063 A	01/87→						
1064 A	01/87→						
2011 A	01/87→						
5030 L	01/87→						
5074 A	01/87→						
5076 N	01/87→						
1135	01/87→		PD781S7100 19877	W 160 x iaL 162,3 x ø 410		PD341S7340 19879	W 200 x iaL 162,3 x ø 410
1217.20	01/87→						
1223.20	01/87→						
1231 R	01/87→						
1331.26	01/87→						
1331.38 R	01/87→						
1334.38	01/87→						
1436.38 G	01/87→						
2135	01/87→						
2180	01/87→						
2331.38 R	01/87→						
2331.38 T	01/87→						
2334.38 T	01/87→						
1214.17	01/87→				PD781S7100 19877	W 160 x iaL 162,3 x ø 410	
1217.14	01/87→						
1217.17	01/87→						
2323.26 K	01/87→		PD341S7340 19879	W 200 x iaL 162,3 x ø 410		PD781S7100 19877	W 160 x iaL 162,3 x ø 410
2331.26 K	01/87→						
2431.36 K	01/87→		PD341S7340 19879	W 200 x iaL 162,3 x ø 410		PD341S7340 19879	W 200 x iaL 162,3 x ø 410
2434.36 K	01/87→				PD781S7100 19877	W 160 x iaL 162,3 x ø 410	auxiliary axle

3 - Axles 01/87→

1234.38 R	01/87→		PD341S7340 19879	W 200 x iaL 162,3 x ø 410		PD341S7340 19879	W 200 x iaL 162,3 x ø 410
1234.38 T	01/87→						
1236.38 R	01/87→		PD781S7100 19877	W 160 x iaL 162,3 x ø 410		PD341S7340 19879	W 200 x iaL 162,3 x ø 410
1236.38 T	01/87→						
1323.26	01/87→		PD781S7100 19877	W 160 x iaL 162,3 x ø 410		PD341S7340 19879	W 200 x iaL 162,3 x ø 410
						PD781S7100 19877	W 160 x iaL 162,3 x ø 410
3060 Turbo	01/87→		GG921S7100 19111	W 178 x iaL 357,7 x ø 394			
			GG921S7115 19111	W 178 x iaL 357,7 x ø 394			

City - Bus 01/87→

6038	01/87→					PD341S7340 19879	W 200 x iaL 162,3 x ø 410
6420	01/88→		PD781S7100 19877	W 160 x iaL 162,3 x ø 410		PD341S7340 19879	W 200 x iaL 162,3 x ø 410
6424	01/88→						

Midi - Bus 01/87→

5317	01/87→		PD781S7100 19877	W 160 x iaL 162,3 x ø 410		PD781S7100 19877	W 160 x iaL 162,3 x ø 410
------	--------	--	----------------------------	---------------------------	--	----------------------------	---------------------------

PIACENZA**PIACENZA****300,0x200,0 (BPW)**

						BC801S7340 19574	W 200 x iaL 145,4 x ø 300
--	--	--	--	--	--	----------------------------	---------------------------

420,0x180,0 (BPW)

						BC361S7340 19032	W 180 x iaL 203,7 x ø 420
--	--	--	--	--	--	----------------------------	---------------------------

420,0x200,0 (BPW)

						BC371S7340 19094	W 200 x iaL 203,7 x ø 420
--	--	--	--	--	--	----------------------------	---------------------------

420,0x90,0

						FI951A7141 15500	W 90 x iaL 400 x ø 420
--	--	--	--	--	--	----------------------------	------------------------

PLAXTON**PLAXTON****BEAVER**

BEAVER			CVP002 29835	[o] 175 x 85 x 22 Lucas B2x60		CVP002 29835	[o] 175 x 85 x 22 Lucas B2x60
			FK001			FK001	
			CVD596			CVD596	ø 324 x 30 x 121

CENTRO

CENTRO			CVP036K 29095	[o] 210,7 x 92,5 x 30 Knorr SB 6000		CVP036K 29095	[o] 210,7 x 92,5 x 30 Knorr SB 6000
--------	--	--	-------------------------	--	--	-------------------------	--

ELITE 01/09→

ELITE (6x2)	01/09→	309 / 420		CVP037K 29277	249,5 x 111,2 x 29,2 Meritor D-DUCO		CVP037K 29277	249,5 x 111,2 x 29,2 Meritor D-DUCO
-------------	--------	-----------	--	-------------------------	--	--	-------------------------	--

N-P



kW / hp



PLAXTON

PLAXTON

JAVELIN

JAVELIN	 CVP023K 29090	[o] 249.6 x 114.2 x 28.2 Meritor D-LISA	 CVP023K 29090	[o] 249.6 x 114.2 x 28.2 Meritor D-LISA
---------	---	--	--	--

PANTHER 01/06 →

PANTHER (4x2) 01/06 → 265 / 360	 CVP037K 29277	249.5 x 111.2 x 29.2 Meritor D-DUCO	 CVP037K 29277	249.5 x 111.2 x 29.2 Meritor D-DUCO
PANTHER (4x2) 01/06 → 294 / 400				

PRIMO

PRIMO	 CVP032K 29285	[o] 175.5 x 85.6 x 26 Wabco PAN 17	 CVP032K 29285	[o] 175.5 x 85.6 x 26 Wabco PAN 17
-------	---	---------------------------------------	--	---------------------------------------

N - P



kW / hp

**RENAULT TRUCKS****RENAULT TRUCKS****50 Series** **01/87** →

S 35 - S 66	01/87 →					GG2192201S7242 17366	W 101.1 x iaL 324,4 x ø 308	
-------------	---------	--	--	--	--	-------------------------	-----------------------------	--

AE - Series / Magnum **01/90** → **12/92**

AE 380	01/90 → 12/92					CVP009 29043	[-] 204 x 96 x 24		RN1011S7100 19935	W 175 x iaL 183,8 x ø 414	
AE 380.19 TD (Traktor)	01/90 → 12/92					CVD512	ø 440 x 45 x 100		RN1011S7115 19935	W 175 x iaL 183,8 x ø 414	
AE 380.22 TD (Traktor)	01/90 → 12/92										
AE 385 ti	01/90 → 12/92										
AE 500	01/90 → 12/92										
AE 500.19 TD	01/90 → 12/92										
AE 500.22 TD	01/90 → 12/92										

Agora **01/96** →

Agora (4x2)	01/96 →	186-188 / 253-256		CVP013K 29030	[o] 249,6 x 118,4 x 28,2					
Agora (6x2)	01/96 →	186-188 / 253-256			Meritor D-3					

Ares

Ares (4x2)	250 / 340		CVP020KPSV 29087	[o] 247,7 x 109,7 x 30				CVP020KPSV 29087	[o] 247,7 x 109,7 x 30	
Ares (4x2)	222 / 302			Knorr SB 7000					Knorr SB 7000	

C **10/82** → **10/98**

C 210.19 (4x2)	12/83 → 05/91	153 / 208		RN1001S7100 19934	W 150 x iaL 183,8 x ø 414	07/87 →		RN1011S7100 19935	W 175 x iaL 183,8 x ø 414	03/89 →
C 210.19 (4x2)	12/83 → 05/91	153 / 208								
C 260.19 (4x4)	10/82 → 05/91	192 / 261		RN1001S7115 19934	W 150 x iaL 183,8 x ø 414	07/87 →		RN1011S7115 19935	W 175 x iaL 183,8 x ø 414	03/89 →
C 260.19 (4x2)	10/82 → 05/91	192 / 261								
C 260.19.C 280.19 (4x2)	10/82 → 10/98	192-202 / 261-275								
C 260.19T (4x2)	10/82 → 10/98	192 / 261								
C 260.26 (6x4)	10/82 → 05/91	192 / 261								
C 260.26 (6x4)	10/82 → 05/91	192 / 261								
C 290.19.C 300.19 (4x4)	10/82 → 10/98	214-222 / 291-302								
C 290.19T (4x4)	05/86 → 05/91	214 / 291								
C 290.19T (4x2)	05/86 → 05/91	214 / 291								
C 290.26.C 300.26 (6x4)	10/82 → 10/98	214-222 / 291-302								
C 290.26.C 300.26 (6x4)	05/86 → 10/98	214-222 / 291-302								
C 230ti.19 (4x2)	05/90 → 07/92	166 / 226		RN1001S7100 19934	W 150 x iaL 183,8 x ø 414			RN1011S7100 19935	W 175 x iaL 183,8 x ø 414	
C 280.19 (4x2)	07/92 → 03/93	202 / 275								
C 300.19 (4x4)	04/87 → 10/98	222 / 302		RN1001S7115 19934	W 150 x iaL 183,8 x ø 414			RN1011S7115 19935	W 175 x iaL 183,8 x ø 414	
C 300.19 (4x2)	04/87 → 10/98	222 / 302								
C 300.19 (4x2)	04/87 → 10/98	222 / 302								
C 300.24 (6x4)	04/87 → 10/98	222 / 302								
C 300.24 (6x4)	04/87 → 10/98	222 / 302								
C 300.26 (6x4)	04/87 → 10/98	222 / 302								
C 300.26 (6x4)	04/87 → 10/98	222 / 302								
C 340.19T (4x4)	07/90 → 10/98	249 / 339								
C 340ti.17T (4x2)	07/90 → 10/98	249 / 339								
C 340ti.17T (4x2)	07/90 → 10/98	249 / 339								
C 340ti.19T (4x2)	07/90 → 10/98	249 / 339								
CBH 280.26 (6x6)	04/86 → 10/92	208 / 283								
CBH 280.34 (6x6)	04/86 → 10/92	208 / 283								
CBH 320.26 (6x6)	10/92 → 10/98	236 / 321								
CBH 320.26 (6x6)	10/92 → 10/98	236 / 321								
CBH 320.26T (6x6)	10/92 → 10/98	236 / 321								
CBH 320.34 (6x6)	10/92 → 10/98	236 / 321								
CBH 320.34 (6x6)	10/92 → 10/98	236 / 321								
CBH 320.34T (6x6)	10/92 → 10/98	236 / 321								
CBH 350.26 (6x6)	05/90 → 01/93	259 / 352								
CBH 385.24 (6x6)	10/92 → 10/98	283 / 385								
CBH 385.24 (6x6)	10/92 → 10/98	283 / 385								
CBH 385.26 (6x6)	10/92 → 10/98	283 / 385								
CBH 385.26 (6x6)	10/92 → 10/98	283 / 385								
CBH 385.26T (6x6)	10/92 → 10/98	283 / 385								
CBH 385.34 (6x6)	10/92 → 10/98	283 / 385								
CBH 385.34 (6x6)	10/92 → 10/98	283 / 385								
CBH 385.34T (6x6)	10/92 → 10/98	283 / 385								
CCH 300.26 (6x4)	09/90 → 03/93	222 / 302								
CCH 300.26 (6x4)	09/90 → 03/93	222 / 302								
CCH 300.30 (6x4)	09/90 → 03/93	222 / 302								
CCH 300.30 (6x4)	09/90 → 03/93	222 / 302								
CLM 280.19 (4x2)	04/86 → 10/92	208 / 283								
CLM 280.19T (4x2)	04/86 → 10/92	208 / 283								
CLM 280.26 (6x4)	04/86 → 10/92	208 / 283								
CLM 320.19T (4x2)	10/92 → 10/98	236 / 321								
CLM 320.25T (4x2)	10/92 → 10/98	236 / 321								
CLM 340.19 (4x2)	02/88 → 10/91	247 / 336								
CLM 340.19T (4x2)	02/88 → 10/91	247 / 336								
CLM 380.19T (4x2)	05/91 → 10/92	275 / 374								
CLM 385.19T (4x2)	10/92 → 10/98	283 / 385								
CLM 385.22T (4x2)	10/92 → 10/98	283 / 385								
CLM 385.25T (4x2)	10/92 → 10/98	283 / 385								
CLR 220.19 (4x2)	05/86 → 05/91	162 / 220								
CLR 230.19 (4x4)	09/90 → 10/98	166 / 226								
CBH 280.26 (6x2)	04/86 → 10/92	208 / 283		RN1011S7100 19935	W 175 x iaL 183,8 x ø 414			RN1011S7100 19935	W 175 x iaL 183,8 x ø 414	
CBH 280.26 (6x4)	04/86 → 10/92	208 / 283								
CBH 280.26 (6x4)	04/86 → 10/92	208 / 283								
CBH 280.26T (6x4)	04/86 → 10/92	208 / 283		RN1011S7115 19935	W 175 x iaL 183,8 x ø 414			RN1011S7115 19935	W 175 x iaL 183,8 x ø 414	
CBH 280.26T (6x6)	04/86 → 10/92	208 / 283								
CBH 280.34 (6x4)	04/86 → 10/92	208 / 283								
CBH 280.34 (6x4)	04/86 → 10/92	208 / 283								
CBH 280.34T (6x4)	04/86 → 10/92	208 / 283								
CBH 320.24 (6x4)	10/92 → 10/98	236 / 321								
CBH 320.24 (6x4)	10/92 → 10/98	236 / 321								
CBH 320.24T (6x4)	10/92 → 10/98	236 / 321								
CBH 320.26 (6x4)	10/92 → 10/98	236 / 321								
CBH 320.26 (6x4)	10/92 → 10/98	236 / 321								
CBH 320.26T (6x4)	10/92 → 10/98	236 / 321								
CBH 320.26T (6x4)	10/92 → 10/98	236 / 321								
CBH 320.34 (6x4)	10/92 → 10/98	236 / 321								

R-S











kW / hp







RENAULT TRUCKS


RENAULT TRUCKS

C  10/82 → 10/98

CBH 320.34 (6x4)	10/92 → 10/98	236 / 321		RN1011S7100 19935	 W 175 x iaL 183,8 x ø 414		RN1011S7100 19935	 W 175 x iaL 183,8 x ø 414	
CBH 320.34/T (6x4)	10/92 → 10/98	236 / 321					RN1011S7115 19935	 W 175 x iaL 183,8 x ø 414	
CBH 340.19 (4x2)	02/88 → 10/92	247 / 336							
CBH 340.19/T (4x2)	02/88 → 10/92	247 / 336							
CBH 340.26 (6x6)	02/88 → 10/92	247 / 336							
CBH 340.26 (6x4)	02/88 → 10/92	247 / 336							
CBH 340.26 (6x2)	02/88 → 10/92	247 / 336							
CBH 340.26 (6x4)	02/88 → 10/92	247 / 336							
CBH 340.26/T (6x6)	02/88 → 10/92	247 / 336							
CBH 340.26/T (6x4)	02/88 → 10/92	247 / 336							
CBH 350.26 (6x4)	05/90 → 01/93	259 / 352							
CBH 350.26 (6x4)	05/90 → 01/93	259 / 352							
CBH 350.34 (6x4)	05/90 → 01/93	259 / 352							
CBH 350.34 (6x4)	05/90 → 01/93	259 / 352							
CBH 380.26 (6x4)	01/90 → 10/92	275 / 374							
CBH 380.26 (6x4)	01/90 → 10/92	275 / 374							
CBH 380.26 (6x2)	01/90 → 10/92	275 / 374							
CBH 380.26/T (6x4)	04/91 → 10/92	275 / 374							
CBH 380.34 (6x4)	01/90 → 10/92	275 / 374							
CBH 380.34 (6x4)	01/90 → 10/92	275 / 374							
CBH 385.24 (6x4)	10/92 → 10/98	283 / 385							
CBH 385.24 (6x4)	10/92 → 10/98	283 / 385							
CBH 385.26 (6x4)	10/92 → 10/98	283 / 385							
CBH 385.26 (6x4)	10/92 → 10/98	283 / 385							
CBH 385.26/T (6x4)	10/92 → 10/98	283 / 385							
CBH 385.34 (6x4)	10/92 → 10/98	283 / 385							
CBH 385.34 (6x4)	10/92 → 10/98	283 / 385							
CBH 385.34/T (6x4)	10/92 → 10/98	283 / 385							







C-Serie  01/13 →

250P (6x2)	01/13 →	184 / 250		CVP101K 29174	[o] 249.6 x 106.9 x 29.2 Meritor ELSA 225-3		CVP095K 29177	[o] 210.6 x 99.6 x 29.2 Meritor VGT 195	lifting axle
250P, 250PK (4x2)	01/13 →	184 / 250					CVP101K 29174	[o] 249.6 x 106.9 x 29.2 Meritor ELSA 225-3	
280P (6x2)	01/13 →	206 / 280		WIK538	L 277 / 342		WIK538	L 277 / 342	
280P, 280PK (6x4)	01/13 →	206 / 280							
280P, 280PK (4x2)	01/13 →	206 / 280							
320P (6x2)	01/13 →	235 / 320							
320P, 320PK (6x4)	01/13 →	235 / 320							
320P, 320PK (4x2)	01/13 →	235 / 320							
380P (6x2)	01/13 →	279-280 / 379-381							
380P, 380PK (6x4)	01/13 →	279-280 / 379-381							
380P, 380PK (4x2)	01/13 →	279-280 / 379-381							
380P, 380PK, 380P XLOAD (8x4/4)	01/13 →	279-280 / 379-381							
380T, 380TK (6x4)	01/13 →	279-280 / 379-381							
380T, 380TK (4x2)	01/13 →	279-280 / 379-381							
430P (6x4)	01/13 →	316 / 430							
430P (6x2)	01/13 →	316 / 430							
430P, 430PK (4x2)	01/13 →	316 / 430							
430P, 430PK, 430P XLOAD (8x4/4)	01/13 →	316 / 430							
430T, 430TK (6x4)	01/13 →	316 / 430							
430T, 430TK (4x2)	01/13 →	316 / 430							
440P (6x2)	01/13 →	323-324 / 439-441							
440P, 440PK (6x4)	01/13 →	323-324 / 439-441							
440P, 440PK (4x2)	01/13 →	323-324 / 439-441							
440P, 440PK (8x4/4)	01/13 →	323-324 / 439-441							
440T, 440TK (6x4)	01/13 →	323-324 / 439-441							
440T, 440TK (4x2)	01/13 →	323-324 / 439-441							
460P (6x2)	01/13 →	338 / 460							
460P, 460PK (6x4)	01/13 →	338 / 460							
460P, 460PK (4x2)	01/13 →	338 / 460							
460P, 460PK, 460P XLOAD (8x4/4)	01/13 →	338 / 460							
460T, 460TK (4x2)	01/13 →	338 / 460							
460T, 460TK (6x4)	01/13 →	338 / 460							
480P (6x2)	01/13 →	353 / 480							
480P, 480PK (8x4/4)	01/13 →	353 / 480							
480P, 480PK (4x2)	01/13 →	353 / 480							
480P, 480PK (6x4)	01/13 →	353 / 480							
480T, 480TK (4x2)	01/13 →	353 / 480							
480T, 480TK (6x4)	01/13 →	353 / 480							
520P (6x2)	01/13 →	382 / 520							
520P, 520PK (8x4/4)	01/13 →	382 / 520							
520P, 520PK (6x4)	01/13 →	382 / 520							
520P, 520PK (4x2)	01/13 →	382 / 520							
520T, 520TK (4x2)	01/13 →	382 / 520							
520T, 520TK (6x4)	01/13 →	382 / 520							

DG - Series (Dodge) (E)  01/86 →

DG 210.20	01/86 →			D083841S7340 19808	W 200 x iaL 151 x ø 350		D083841S7340 19808	W 200 x iaL 151 x ø 350	
DG 230.20 (42/20)	01/86 →								

D-Serie  01/13 →

10 P 210 (4x2)	01/13 →	154-155 / 209-211		CVP032K 29285	[o] 175.5 x 85.6 x 26 Wabco PAN 17		CVP032K 29285	[o] 175.5 x 85.6 x 26 Wabco PAN 17	
10 P 240 (4x2)	01/13 →	176-177 / 239-241		WIK521	L 248		WIK521	L 248	
12 P 210 (4x2)	01/13 →	154-155 / 209-211		CVD682	ø 330 x 34 x 80		CVD602	ø 330 x 34 x 137	
12 P 240 (4x2)	01/13 →	176-177 / 239-241							



kW / hp



RENAULT TRUCKS

RENAULT TRUCKS

D-Serie 01/13 →

12 P 250 (4x2)	01/13 →	184 / 250		CVP032K 29285	[o] 175.5 x 85.6 x 26 Wabco PAN 17		CVP032K 29285	[o] 175.5 x 85.6 x 26 Wabco PAN 17
12 P 280 (4x2)	01/13 →	206 / 280						
13 P 210, 13 KP 210 (4x2)	01/13 →	154-155 / 209-211		WIK521	L 248		WIK521	L 248
13 P 240, 13 KP 240 (4x2)	01/13 →	176-177 / 239-241		CVD682	ø 330 x 34 x 80		CVD602	ø 330 x 34 x 137
13 P 250, 13 KP 250 (4x2)	01/13 →	184 / 250						
13 P 280, 13 KP 280 (4x2)	01/13 →	206 / 280						
14 P 210, 14 KP 210 (4x2)	01/13 →	154-155 / 209-211						
14 P 240, 14 KP 240 (4x2)	01/13 →	176-177 / 239-241						
14 P 250, 14 KP 250 (4x2)	01/13 →	184 / 250						
14 P 280, 14 KP 280 (4x2)	01/13 →	206 / 280						
16 P 210, 16 KP 210 (4x2)	01/13 →	154-155 / 209-211						
16 P 240, 16 KP 240 (4x2)	01/13 →	176-177 / 239-241						
16 P 250, 16 KP 250 (4x2)	01/13 →	184 / 250						
16 P 280, 16 KP 280 (4x2)	01/13 →	206 / 280						
18 P 250 (4x2)	01/13 →	184 / 250						
18 P 250, 18 P 250 LOW (4x2)	01/13 →	184 / 250						
18 P 280 (4x2)	01/13 →	206 / 280						
18 P 280, 18 P 280 LOW (4x2)	01/13 →	206 / 280						
18 P 320 (4x2)	01/13 →	235 / 320						
18 P 320, 18 P 320 LOW (4x2)	01/13 →	235 / 320						
18 T 280 (4x2)	01/13 →	206 / 280						
18 T 320 (4x2)	01/13 →	235 / 320						
25 P 250 LOW (6x2)	01/13 →	184 / 250						
25 P 280 LOW (6x2)	01/13 →	206 / 280						
25 P 320 LOW (6x2)	01/13 →	235 / 320						
26 P 250 (6x2)	01/13 →	184 / 250						
26 P 250, 26 P 250 LOW (6x2)	01/13 →	184 / 250						
26 P 280 (6x2)	01/13 →	206 / 280						
26 P 280, 26 P 280 LOW (6x2)	01/13 →	206 / 280						
26 P 320 (6x2)	01/13 →	235 / 320						
26 P 320, 26 P 320 LOW (6x2)	01/13 →	235 / 320						

D - Series 01/86 →

DG 210.20	01/86 →		RW21221S7100 19908		W 200 x iaL 151,4 x ø 350		RW21221S7100 19908		W 200 x iaL 151,4 x ø 350
DG 230.20	01/86 →								

FR1 01/83 →

FR1 (4x2)	01/83 →	250 / 340		CVP012 29044	[+] 236 x 95 x 20		RN1011S7100 19935		W 175 x iaL 183,8 x ø 414
FR1 (4x2)	01/83 →	222 / 302							
FR1 (4x2)	01/83 →	202 / 275		CVD538	ø 400 x 42 x 90		RN1011S7115 19935		W 175 x iaL 183,8 x ø 414

FR - Bus 01/84 →

FR 1 E	01/84 → 12/92			CVP012 29044	[+] 236 x 95 x 20		RN1011S7100 19935	W 175 x iaL 183,8 x ø 414	
FR 1 GT/T	01/84 → 12/92								
FR 1-T1	01/84 → 12/92			CVD538	ø 400 x 42 x 90		RN1011S7115 19935		W 175 x iaL 183,8 x ø 414
FR 1-T2	01/84 → 12/92								
FR 1-TX-GTX	01/84 → 12/92								
FR 1 wheelbase 5,40m(L3)	01/93 →								
FR 1 wheelbase 6,20m(L1)	01/93 →			CVP012 29044	[+] 236 x 95 x 20				
				CVD538	ø 400 x 42 x 90				

G 10/82 → 09/91

G 170.11 (4x2)	05/83 → 02/90	127-134 / 173-182		RN1001S7100 19934		W 150 x iaL 183,8 x ø 414		RN1011S7100 19935		W 175 x iaL 183,8 x ø 414
G 170.13 (4x2)	05/83 → 02/90	127-134 / 173-182		RN1001S7115 19934	W 150 x iaL 183,8 x ø 414			RN1011S7115 19935		W 175 x iaL 183,8 x ø 414
G 170.15 (4x2)	05/83 → 02/90	127-134 / 173-182								
G 170.16 (4x2)	05/83 → 02/90	127-134 / 173-182								
G 170.17 (4x2)	05/83 → 02/90	127-134 / 173-182								
G 170.17 (4x2)	05/83 → 02/90	127-134 / 173-182								
G 200.13 (4x2)	05/90 → 09/91	137-144 / 186-196								
G 200.15 (4x2)	05/90 → 09/91	137-144 / 186-196								
G 200.16 (4x2)	05/90 → 09/91	137-144 / 186-196								
G 200.16 (4x2)	05/90 → 09/91	137-144 / 186-196								
G 200.17 (4x2)	05/90 → 09/91	137-144 / 186-196								
G 200.18 (4x2)	05/90 → 09/91	137-144 / 186-196								
G 210.16 (4x2)	11/83 → 02/90	153-162 / 208-220								
G 210.17 BOM (4x2)	11/83 → 02/90	153-162 / 208-220								
G 210.17 BOM (4x2)	11/83 → 02/90	153-162 / 208-220								
G 210.18 BOM (4x2)	11/83 → 02/90	153-162 / 208-220								










kW / hp



RENAULT TRUCKS

RENAULT TRUCKS

G  10/82→09/91

G 210.19 (4x2)	11/83→02/90	153-162 / 208-220	 RN1001S7100 19934	 W 150 x iaL 183,8 x ø 414	 RN1011S7100 19935	 W 175 x iaL 183,8 x ø 414
G 210.19 BOM (4x2)	11/83→02/90	153-162 / 208-220	 RN1001S7115 19934	W 150 x iaL 183,8 x ø 414	 RN1011S7115 19935	 W 175 x iaL 183,8 x ø 414
G 220.17 BOM (4x2)	03/91→09/91	161 / 219				
G 220.17 BOM (4x2)	03/91→09/91	161 / 219				
G 220.19 BOM (4x2)	03/91→09/91	161 / 219				
G 230.11 (4x2)	01/85→05/90	169-177 / 230-241				
G 230.13 (4x2)	01/85→05/90	169-177 / 230-241				
G 230.13 SP (4x2)	01/85→08/91	169-177 / 230-241				
G 230.15 (4x2)	01/85→05/90	169-177 / 230-241				
G 230.15/T (4x2)	01/85→05/90	169-177 / 230-241				
G 230.16 (4x2)	01/85→05/90	169-177 / 230-241				
G 230.16 (4x2)	01/85→05/90	169-177 / 230-241				
G 230.17 (4x2)	01/85→05/90	169-177 / 230-241				
G 230.17 (4x2)	01/85→05/90	169-177 / 230-241				
G 230.17/T (4x2)	01/85→05/90	169-177 / 230-241				
G 230.19 (4x2)	01/85→05/90	169-177 / 230-241				
G 230.19 (4x2)	01/85→05/90	169-177 / 230-241				
G 230ti.13 (4x2)	02/90→08/91	166 / 226				
G 230ti.15 (4x2)	02/90→08/91	166 / 226				
G 230ti.16 (4x2)	02/90→08/91	166 / 226				
G 230ti.16 (4x2)	02/90→08/91	166 / 226				
G 260.15/T (4x2)	10/82→05/90	192-202 / 261-275				
G 260.16 (4x2)	10/82→05/90	192-202 / 261-275				
G 260.16 (4x2)	10/82→05/90	192-202 / 261-275				
G 260.17 (4x2)	10/82→05/90	192-202 / 261-275				
G 260.17 (4x2)	10/82→05/90	192-202 / 261-275				
G 260.17 (4x2)	10/82→05/90	192-202 / 261-275				
G 260.17 (4x2)	10/82→05/90	192-202 / 261-275				
G 260.17 (4x2)	10/82→05/90	192-202 / 261-275				
G 260.17/T (4x2)	10/82→05/90	192-202 / 261-275				
G 260.17/T (4x2)	10/82→05/90	192-202 / 261-275				
G 260.19 (4x4)	10/82→05/90	192-202 / 261-275				
G 260.19 (4x2)	10/82→05/90	192-202 / 261-275				
G 260.19 (4x2)	10/82→05/90	192-202 / 261-275				
G 260.19/T (4x2)	10/82→05/90	192-202 / 261-275				
G 260.22/T (6x2)	10/82→05/90	192-202 / 261-275				
G 260.24 CIT (6x2/4)	10/82→05/90	192-202 / 261-275				
G 280.13 (4x2)	01/90→09/91	202 / 275				
G 280.15 (4x2)	01/90→09/91	202 / 275				
G 280.15/T (4x2)	01/90→09/91	202 / 275				
G 280.16 (4x2)	01/90→09/91	202 / 275				
G 280.16 (4x2)	01/90→09/91	202 / 275				
G 280.18 (4x2)	01/90→09/91	202 / 275				
G 280.19 (4x2)	01/90→09/91	202 / 275				
G 280.19 (4x2)	01/90→09/91	202 / 275				
G 280.24 (6x2/4)	01/90→09/91	202 / 275				
G 280.26 (6x2/4)	01/90→09/91	202 / 275				
G 290.17/TD (4x2)	11/85→12/89	214-222 / 291-302				
G 290.19 (4x2)	11/85→12/89	214-222 / 291-302				
G 290.19 (4x2)	11/85→12/89	214-222 / 291-302				
G 290.19 (4x4)	11/85→12/89	214-222 / 291-302				
G 290.19/T (4x2)	11/85→12/89	214-222 / 291-302				
G 290.22/TD (6x2)	11/85→12/89	214-222 / 291-302				
G 290.24 (6x4)	11/85→12/89	214-222 / 291-302				
G 290.24 CIT (6x2/4)	11/85→12/89	214-222 / 291-302				
G 290.24 CIT (6x2/4)	11/85→12/89	214-222 / 291-302				
G 290.26 (6x4)	11/85→12/89	214-222 / 291-302				
G 290.26 (6x4)	11/85→12/89	214-222 / 291-302				
G 300.13 (4x2)	01/90→08/91	222 / 302				
G 300.15 (4x2)	01/90→08/91	222 / 302				
G 300.15/T (4x2)	01/90→08/91	222 / 302				
G 300.16 (4x2)	01/90→08/91	222 / 302				
G 300.16 (4x2)	01/90→08/91	222 / 302				
























kW / hp









RENAULT TRUCKS

RENAULT TRUCKS

G  10/82 → 09/91

G 300.17 (4x2)	01/90→08/91	222 / 302		RN1001S7100 19934	 W 150 x iaL 183,8 x ø 414		RN1011S7100 19935	 W 175 x iaL 183,8 x ø 414
G 300.19 (4x2)	01/90→08/91	222 / 302						
G 300.19 (4x2)	01/90→08/91	222 / 302		RN1001S7115 19934	W 150 x iaL 183,8 x ø 414		RN1011S7115 19935	 W 175 x iaL 183,8 x ø 414
G 300.19/T (4x2)	01/90→08/91	222 / 302						
G 300.19/T (4x2)	01/90→08/91	222 / 302						
G 300.24 (6x2/4)	01/90→08/91	222 / 302						
G 300.24 (6x4)	01/90→08/91	222 / 302						
G 300.24 (6x4)	01/90→08/91	222 / 302						
G 300.25 (6x4)	01/90→08/91	222 / 302						
G 300.25 (6x4)	01/90→08/91	222 / 302						
G 300.26 (6x4)	01/90→08/91	222 / 302						
G 300.26 (6x4)	01/90→08/91	222 / 302						
G 300.26 (6x4)	01/90→08/91	222 / 302						
G 300.26/T (6x2/4)	01/90→08/91	222 / 302						
G 300.26 CIT (6x2/4)	01/90→08/91	222 / 302						
G 320.19 (4x2)	11/88→05/90	240 / 326						
G 320.19 T (4x2)	11/88→05/90	240 / 326						
G 320.24 (6x2)	11/88→05/90	240 / 326						
G 330.13 (4x2)	02/90→08/91	240 / 326						
G 330.15 (4x2)	02/90→08/91	240 / 326						
G 330.16 (4x2)	02/90→08/91	240 / 326						
G 330.16 (4x2)	02/90→08/91	240 / 326						
G 330.17 (4x2)	02/90→08/91	240 / 326						
G 330.17/T (4x2)	02/90→08/91	240 / 326						
G 330.19 (4x2)	02/90→08/91	240 / 326						
G 330.19 (4x2)	02/90→08/91	240 / 326						
G 330.19 (4x2)	02/90→08/91	240 / 326						
G 330.24 (6x2)	02/90→08/91	240 / 326						
G 330.26 (6x4)	02/90→08/91	240 / 326						
G 330.26 (6x2)	02/90→08/91	240 / 326						
G 340ti.19/T, G 330.19/T	02/90→08/91	240-249 / 326-339						
G 340ti.19/T, G 330.19/T, G 330.17/T (4x2)	01/90→08/91	240-249 / 326-339						
G 210.16/T (4x2)	11/83→02/90	153 / 208		RN1001S7100 19934	 W 150 x iaL 183,8 x ø 414		RN1011S7100 19935	W 175 x iaL 183,8 x ø 414
G 210.19/T (4x2)	11/83→02/90	153 / 208						
				RN1001S7115 19934	W 150 x iaL 183,8 x ø 414		RN1011S7115 19935	 W 175 x iaL 183,8 x ø 414
G 230ti.17 (4x2)	02/90→08/91	166 / 226		RN1011S7100 19935	 W 175 x iaL 183,8 x ø 414		RN1011S7100 19935	 W 175 x iaL 183,8 x ø 414
G 230ti.18 (4x2)	02/90→08/91	166 / 226						
G 230ti.18 (4x2)	02/90→08/91	166 / 226						
G 230ti.19 (4x2)	02/90→08/91	166 / 226		RN1011S7115 19935	 W 175 x iaL 183,8 x ø 414		RN1011S7115 19935	 W 175 x iaL 183,8 x ø 414
G 230ti.19 (4x2)	02/90→08/91	166 / 226						

G - Series  01/86 → 12/96

G 170.11	01/88→12/86			RN1001S7100 19934	 W 150 x iaL 183,8 x ø 414		RN1011S7100 19935	W 175 x iaL 183,8 x ø 414
G 170.13	01/88→12/86							
G 170.15	01/88→12/86							
G 170.16	01/88→12/86			RN1001S7115 19934	W 150 x iaL 183,8 x ø 414		RN1011S7115 19935	 W 175 x iaL 183,8 x ø 414
G 170.17	01/88→12/86							
G 200.15	01/88→12/86							
G 200.17	01/88→12/86							
G 200.17	01/90→12/96							
G 200.18	01/90→12/96							
G 210.16	01/88→12/86							
G 210.17	01/88→12/86							
G 210.19	01/86→12/96							
G 220.19	01/90→12/96							
G 230.11	01/88→12/86							
G 230.13	01/88→12/86							
G 230.15	01/88→12/86							
G 230.16	01/88→12/86							
G 230.17	01/88→12/86							
G 230.17	01/90→12/96							
G 230.18	01/90→12/96							
G 230.19	01/86→12/96							
G 230.19	01/90→12/96							
G 260.15	01/88→12/86							
G 260.16	01/88→12/86							
G 260.19	01/86→12/96							
G 260.24 (6x2)	01/87→12/96							
G 260.26 (6x2)	01/87→12/96							
G 270	01/90→12/96							
G 280	01/87→12/96							
G 280.17	01/90→12/96							
G 280.18	01/90→12/96							
G 280.19	01/90→12/96							
G 290.15	01/88→12/86							
G 290.19	01/86→12/96							
G 290.24 (6x2)	01/87→12/96							
G 290.26 (6x2)	01/87→12/96							
G 290.30	01/87→12/96							
G 300	01/87→12/96							
G 300.17	01/90→12/96							
G 300.18	01/90→12/96							
G 300.19	01/90→12/96							
G 300.24	01/90→12/96							
G 300.26	01/90→12/96							
G 320.19 (6x2)	01/88→12/94							
G 320.24 (6x2)	01/88→12/94							
G 320.26 (6x2)	01/88→12/94							
G 330.17	01/90→12/96							
G 330.19	01/90→12/96							
G 330.19 (6x2)	01/88→12/94							
G 330.24 (6x2)	01/88→12/94							
G 330.26 (6x2)	01/88→12/94							
G 340.18	01/90→12/96							
G 340.19 (6x2)	01/88→12/94							
G 340.24 (6x2)	01/88→12/94							
G 340.26 (6x2)	01/88→12/94							









kW / hp























RENAULT TRUCKS

RENAULT TRUCKS

K-Serie  01/13 →

440P MEDIUM, 440P HEAVY (4x4)	01/13 →	323-324 / 439-441		VL872S7100 19090	W 173.8 x iaL 177,2 x ø 410		VL892S7115 19068	W 223.6 x iaL 177,2 x ø 410	
440P MEDIUM, 440P HEAVY (6x6)	01/13 →	323-324 / 439-441		VL872S7115 19090	 W 173.8 x iaL 177,2 x ø 410		L 10	ø 6.35 x L 15.9	112x
440P MEDIUM, 440P HEAVY (6x4)	01/13 →	323-324 / 439-441		L 10	ø 6.35 x L 15.9				
440P MEDIUM, 440P HEAVY (4x2)	01/13 →	323-324 / 439-441							
440P MEDIUM, 440P HEAVY, 440P XTREM (8x4/4)	01/13 →	323-324 / 439-441							
440T MEDIUM, 440T HEAVY (6x4)	01/13 →	323-324 / 439-441							
440T MEDIUM, 440T HEAVY (4x2)	01/13 →	323-324 / 439-441							
440T MEDIUM, 440T HEAVY (6x6)	01/13 →	323-324 / 439-441							
460P MEDIUM, 460P HEAVY (4x2)	01/13 →	338 / 460							
460P MEDIUM, 460P HEAVY (4x4)	01/13 →	338 / 460							
460P MEDIUM, 460P HEAVY (6x6)	01/13 →	338 / 460							
460P MEDIUM, 460P HEAVY (6x4)	01/13 →	338 / 460							
460P MEDIUM, 460P HEAVY, 480P XTREM (8x4/4)	01/13 →	338 / 460							
460T MEDIUM, 460T HEAVY (6x6)	01/13 →	338 / 460							
460T MEDIUM, 460T HEAVY (6x4)	01/13 →	338 / 460							
460T MEDIUM, 460T HEAVY (4x2)	01/13 →	338 / 460							
480P MEDIUM, 480P HEAVY (4x4)	01/13 →	353 / 480							
480P MEDIUM, 480P HEAVY (6x6)	01/13 →	353 / 480							
480P MEDIUM, 480P HEAVY (4x2)	01/13 →	353 / 480							
480P MEDIUM, 480P HEAVY (6x4)	01/13 →	353 / 480							
480P MEDIUM, 480P HEAVY, 480P XTREM (8x4/4)	01/13 →	353 / 480							
480T MEDIUM, 480T HEAVY (6x4)	01/13 →	353 / 480							
480T MEDIUM, 480T HEAVY (4x2)	01/13 →	353 / 480							
480T MEDIUM, 480T HEAVY (6x6)	01/13 →	353 / 480							
520P MEDIUM, 520P HEAVY (4x2)	01/13 →	382 / 520							
520P MEDIUM, 520P HEAVY (6x4)	01/13 →	382 / 520							
520P MEDIUM, 520P HEAVY, 520P XTREM (8x4/4)	01/13 →	382 / 520							
520T MEDIUM, 520T HEAVY (6x4)	01/13 →	382 / 520							
520T MEDIUM, 520T HEAVY (4x2)	01/13 →	382 / 520							

Magnum  09/90 → 12/96

AE 380.18 (4x2)	09/90 → 06/92	279 / 380		CVP009 29043	[-] 204 x 96 x 24		RN1011S7100 19935	W 175 x iaL 183,8 x ø 414	
AE 380.18T (4x2)	09/90 → 06/92	279 / 380							
AE 380.26 (6x2)	09/90 → 06/92	279 / 380		CVD512	ø 440 x 45 x 100		RN1011S7115 19935	 W 175 x iaL 183,8 x ø 414	
AE 380.26T (6x4)	09/90 → 06/92	279 / 380							
AE 500.18 (4x2)	09/90 →	368 / 500							
AE 500.18T (4x2)	09/90 →	368 / 500							
AE 500.26 (6x2)	09/90 →	368 / 500							
AE 500.26T (6x4)	09/90 →	368 / 500							
AE 385ti.18 (4x2)	02/92 → 10/96	283 / 385		CVP013K 29030	[o] 249.6 x 118.4 x 28.2 Meritor D-3		RN1041S7100 19187	W 220 x iaL 183,8 x ø 414	
AE 385ti.18T (4x2)	02/92 → 10/96	283 / 385							
AE 385ti.19 (4x2)	02/92 → 10/96	283 / 385		CVP023K 29090	[o] 249.6 x 114.2 x 28.2 Meritor D-LISA	07/95 →	RN1041S7115 19187	 W 220 x iaL 183,8 x ø 414	
AE 385ti.24 (6x2)	02/92 → 10/96	283 / 385							
AE 420ti.18T (4x2)	10/92 → 12/96	305 / 415							
AE 420ti.22T (6x4)	10/92 → 10/96	305 / 415		WIK507	L 365	2x → 06/95			
AE 420ti.26 (6x2)	10/92 → 12/96	305 / 415							
AE 520.18T (4x2)	10/92 → 05/96	390 / 530		WIK511	L 340	optional → 06/95			
AE 520.19 (4x2)	10/92 → 05/96	390 / 530							
AE 520.24T (6x2)	10/92 → 05/96	390 / 530		WIK516	L 250	2x 07/95 →			
AE 520.26 (6x2)	10/92 →	390 / 530							
				WIK542	L 250	07/95 →			
				FK023		07/95 →			
				CVD529	ø 438 x 45 x 96				
AE 385ti.19T (4x2)	02/92 → 10/96	283 / 385		CVP013K 29030	[o] 249.6 x 118.4 x 28.2 Meritor D-3	→ 06/95	RN1041S7100 19187	W 220 x iaL 183,8 x ø 414	
AE 385ti.26 (6x2)	02/92 → 10/96	283 / 385							
AE 420ti.18 (4x2)	10/92 → 12/96	305 / 415		CVP023K 29090	[o] 249.6 x 114.2 x 28.2 Meritor D-LISA	07/95 →	RN1041S7115 19187	 W 220 x iaL 183,8 x ø 414	
AE 420ti.19 (4x2)	10/92 → 12/96	305 / 415							
AE 420ti.19T (4x2)	10/92 → 12/96	305 / 415							
AE 420ti.24 (6x2)	10/92 → 12/96	305 / 415		WIK507	L 365	2x → 06/95			
AE 420ti.24T (6x2)	10/92 → 12/96	305 / 415							
AE 520.18 (4x2)	10/92 → 05/96	390 / 530		WIK511	L 340	optional 07/95 →			
AE 520.19T (4x2)	10/92 → 05/96	390 / 530							
AE 520.24 (6x2)	10/92 → 05/96	390 / 530		WIK516	L 250	2x 07/95 →			

R - S



kW / hp



RENAULT TRUCKS

RENAULT TRUCKS

Magnum 09/90→12/96

AE 385ti.19T (4x2)	02/92→10/96	283 / 385	WIK542	L 250	07/95→			
AE 385ti.26 (6x2)	02/92→10/96	283 / 385						
AE 420ti.18 (4x2)	10/92→12/96	305 / 415	FK023		07/95→			
AE 420ti.19 (4x2)	10/92→12/96	305 / 415						
AE 420ti.19T (4x2)	10/92→12/96	305 / 415						
AE 420ti.24 (6x2)	10/92→12/96	305 / 415	CVD529	ø 438 x 45 x 96				
AE 420ti.24T (6x2)	10/92→12/96	305 / 415						
AE 520.18 (4x2)	10/92→05/96	390 / 530						
AE 520.19T (4x2)	10/92→05/96	390 / 530						
AE 520.24 (6x2)	10/92→05/96	390 / 530						
AE 390.18 (4x2)	09/96→	287 / 390	CVP013K 29030	[o] 249.6 x 118.4 x 28.2 Meritor D-3	06/00→	RN1041S7100 19187	W 220 x iaL 183,8 x ø 414	
AE 390.19 (4x2)	09/96→	287 / 390	CVP023K 29090	[o] 249.6 x 114.2 x 28.2 Meritor D-LISA	→05/00	RN1041S7115 19187	W 220 x iaL 183,8 x ø 414	
AE 390.19T (4x2)	09/96→	287 / 390	CVP088K 29131	[o] 249.6 x 118.2 x 30.2 Meritor D-ELSA 2	06/00→ Meritor D-Elsa 2 -brake			
AE 430.18 (4x2)	09/96→	316 / 430						
AE 430.19 (4x2)	09/96→	316 / 430						
AE 430.19T (4x2)	09/96→	316 / 430						
AE 430.26T (6x2)	01/98→	316 / 430	WIK507	L 365	2x 06/00→ Meritor D-3 -brake			
AE 470.26 (6x2)	01/97→	346 / 471	WIK511	L 340	optional →05/00			
AE 560.18T (4x2)	04/96→	412 / 560	WIK516	L 250	2x →05/00			
			WIK518	L 342	06/00→ Meritor D-Elsa 2 -brake			
			WIK542	L 250	→05/00			
			FK023		→05/00			
			FK088		06/00→ Meritor D-Elsa 2 -brake			
			FK113		06/00→ Meritor D-Elsa 2 -brake			
			CVD529	ø 438 x 45 x 96				
AE 390.18T (4x2)	09/96→	287 / 390	CVP013K 29030	[o] 249.6 x 118.4 x 28.2 Meritor D-3	06/00→	RN1041S7100 19187	W 220 x iaL 183,8 x ø 414	
			CVP023K 29090	[o] 249.6 x 114.2 x 28.2 Meritor D-LISA	→02/00	RN1041S7115 19187	W 220 x iaL 183,8 x ø 414	
			CVP088K 29131	[o] 249.6 x 118.2 x 30.2 Meritor D-ELSA 2	06/00→ Meritor D-Elsa 2 -brake			
			WIK507	L 365	2x 06/00→ Meritor D-3 -brake			
			WIK511	L 340	optional →05/00			
			WIK516	L 250	2x →05/00			
			WIK518	L 342	06/00→ Meritor D-Elsa 2 -brake			
			WIK542	L 250	→05/00			
			FK023		→02/00			
			FK088		06/00→ Meritor D-Elsa 2 -brake			
			FK113		06/00→ Meritor D-Elsa 2 -brake			
			CVD529	ø 438 x 45 x 96				
AE 420ti.26T (6x4)	10/92→12/96	305 / 415	CVP013K 29030	[o] 249.6 x 118.4 x 28.2 Meritor D-3	→06/95	RN1001S7100 19934	W 150 x iaL 183,8 x ø 414	
AE 520.22T (6x4)	10/92→05/96	390 / 530	CVP023K 29090	[o] 249.6 x 114.2 x 28.2 Meritor D-LISA	07/95→	RN1001S7115 19934	W 150 x iaL 183,8 x ø 414	
AE 520.26T (6x4)	10/92→05/96	390 / 530	WIK507	L 365	2x →06/95	RN1011S7100 19935	W 175 x iaL 183,8 x ø 414	optional
			WIK511	L 340	optional 07/95→	RN1011S7115 19935	W 175 x iaL 183,8 x ø 414	optional
			WIK516	L 250	2x 07/95→			
			WIK542	L 250	07/95→			
			FK023		07/95→			
			CVD529	ø 438 x 45 x 96				
AE 430.18T (4x2)	09/96→	316 / 430	CVP013K 29030	[o] 249.6 x 118.4 x 28.2 Meritor D-3	06/00→	RN1041S7100 19187	W 220 x iaL 183,8 x ø 414	
AE 430.26 (6x2)	09/96→	316 / 430	CVP023K 29090	[o] 249.6 x 114.2 x 28.2 Meritor D-LISA	→05/00	RN1041S7115 19187	W 220 x iaL 183,8 x ø 414	
AE 470.18T (4x2)	11/96→	346 / 471	CVP088K 29131	[o] 249.6 x 118.2 x 30.2 Meritor D-ELSA 2	06/00→ Meritor D-Elsa 2 -brake			
AE 470.19 (4x2)	11/96→	346 / 471						
AE 470.19T (4x2)	11/96→	346 / 471						
AE 560.18 (4x2)	04/96→	412 / 560	WIK507	L 365	2x 06/00→ Meritor D-3 -brake			
AE 560.19 (4x2)	04/96→	412 / 560						
AE 560.19T (4x2)	04/96→	412 / 560						
AE 560.26 (6x2)	04/96→	412 / 560						
AE 560.26T (6x2)	01/98→	412 / 560						

R-S















































kW / hp



RENAULT TRUCKS

RENAULT TRUCKS

Magnum  09/90 → 12/96

AE 430.18T (4x2)	09/96 →	316 / 430		WIK511	L 340	optional			
AE 430.26 (6x2)	09/96 →	316 / 430		WIK516	L 250	06/00 → 2x →05/00			
AE 470.18 (4x2)	11/96 →	346 / 471		WIK518	L 342	06/00 →			
AE 470.18T (4x2)	11/96 →	346 / 471		WIK542	L 250	Meritor D-Elsa 2 -brake →05/00			
AE 470.19T (4x2)	11/96 →	346 / 471		FK023		→05/00			
AE 560.18 (4x2)	04/96 →	412 / 560		FK088		06/00 → Meritor D-Elsa 2 -brake			
AE 560.19 (4x2)	04/96 →	412 / 560		FK113		06/00 → Meritor D-Elsa 2 -brake			
AE 560.19T (4x2)	04/96 →	412 / 560		CVD529	ø 438 x 45 x 96				
AE 560.26 (6x2)	04/96 →	412 / 560							
AE 560.26T (6x2)	01/98 →	412 / 560							
AE 430.26T (6x4)	01/97 →	316 / 430		CVP013K	[o] 249.6 x 118.4 x 28.2	06/00 →		RN1001S7100	W 150 x iaL 183.8 x ø 414
AE 470.26T (6x4)	01/98 →	346 / 471		29030	Meritor D-3			RN1001S7115	W 150 x iaL 183.8 x ø 414
AE 560.26T (6x4)	01/97 →	412 / 560		CVP023K	[o] 249.6 x 114.2 x 28.2	→05/00		RN1011S7100	W 175 x iaL 183.8 x ø 414 optional
				CVP088K	[o] 249.6 x 118.2 x 30.2	06/00 →		RN1011S7115	W 175 x iaL 183.8 x ø 414 optional
				29131	Meritor D-ELSA 2	Meritor D-Elsa 2 -brake		RN1011S7115	W 175 x iaL 183.8 x ø 414 optional
				WIK507	L 365	2x 06/00 → Meritor D-3 -brake			
				WIK511	L 340	optional →05/00			
				WIK516	L 250	2x →05/00			
				WIK518	L 342	06/00 →			
				WIK542	L 250	Meritor D-Elsa 2 -brake →05/00			
				FK023		→05/00			
				FK088		06/00 → Meritor D-Elsa 2 -brake			
				FK113		06/00 → Meritor D-Elsa 2 -brake			
				CVD529	ø 438 x 45 x 96				
DXi 12 440.18 (4x2)	10/04 →04/06	324 / 441		CVP101K	[o] 249.6 x 106.9 x 29.2			CVP095K	[o] 210.6 x 99.6 x 29.2
DXi 12 440.18 T (4x2)	10/04 →04/06	324 / 441		29174	Meritor ELSA 225-3			CVP101K	Meritor VGT 195
DXi 12 440.26 T (6x4)	10/04 →04/06	324 / 441		WIK538	L 277 / 342			WIK538	[o] 249.6 x 106.9 x 29.2
DXi 12 440.26 T (6x2)	10/04 →04/06	324 / 441							lifting axle
DXi 12 480.18 (4x2)	10/04 →04/06	353 / 480							
DXi 12 480.18 T (4x2)	10/04 →04/06	353 / 480							
DXi 12 480.26 (6x2)	10/04 →04/06	353 / 480							
DXi 12 480.26 T (6x2)	10/04 →04/06	353 / 480							
DXi 13 460.18 T (4x2)	05/06 →	339 / 461							
DXi 13 460.25 (6x2)	05/06 →	339 / 461							
DXi 13 460.26 (6x2)	05/06 →	339 / 461							
DXi 13 460.26 T (6x2)	05/06 →	339 / 461							
DXi 13 480.19 (4x2)	03/09 →	353 / 480							
DXi 13 500.24 (6x2)	05/06 →	368 / 500							
DXi 13 500.26 T (6x2)	05/06 →	368 / 500							
DXi 13 520.18 (4x2)	08/09 →	382 / 520							
DXi 13 520.19 (4x2)	08/09 →	382 / 520							
DXi 13 520.24 (6x2)	08/09 →	382 / 520							
DXi 13 520.26 (6x2)	08/09 →	382 / 520							
DXi 13 520.26 T (6x2)	08/09 →	382 / 520							
DXi 12 440.24 (6x2)	10/04 →04/06	324 / 441		CVP101K	[o] 249.6 x 106.9 x 29.2			CVP095K	[o] 210.6 x 99.6 x 29.2
DXi 12 440.26 (6x2)	10/04 →04/06	324 / 441		29174	Meritor ELSA 225-3			CVP101K	Meritor VGT 195
DXi 12 480.24 (6x2)	10/04 →04/06	353 / 480		WIK538	L 277 / 342			WIK538	[o] 249.6 x 106.9 x 29.2
DXi 12 480.26 T (6x4)	10/04 →04/06	353 / 480							lifting axle
DXi 13 440.19 (4x2)	03/09 →	323 / 440							
DXi 13 440.19 T (4x2)	03/09 →	323 / 440							
DXi 13 460.24 (6x2)	05/06 →	339 / 461							
DXi 13 480.19 (4x2)	03/09 →	353 / 480							
DXi 13 480.26 (6x2)	03/09 →	353 / 480							
DXi 13 480.26 T (6x2)	03/09 →	353 / 480							
DXi 13 500.18 T (4x2)	05/06 →	368 / 500							
DXi 13 500.25 (6x2)	05/06 →	368 / 500							
DXi 13 500.26 (6x2)	05/06 →	368 / 500							
DXi 13 520.19 (4x2)	08/09 →	382 / 520							
DXi 13 520.25 (6x2)	08/09 →	382 / 520							
DXi 13 520.25 T (6x2)	08/09 →	382 / 520							
E.TECH 400.18 (4x2)	05/00 →	295 / 401		CVP088K	[o] 249.6 x 118.2 x 30.2			CVP088K	[o] 249.6 x 118.2 x 30.2
E.TECH 400.18T (4x2)	05/00 →	295 / 401		29131	Meritor D-ELSA 2			WIK518	L 342
E.TECH 400.24 (6x2)	05/00 →	295 / 401		WIK518	L 342			FK088	
E.TECH 400.26 (6x2)	05/00 →	295 / 401		FK088				FK113	
E.TECH 440.18 (4x2)	05/00 →	324 / 441							
E.TECH 440.18T (4x2)	05/00 →	324 / 441							
E.TECH 440.24 (6x2)	05/00 →	324 / 441							
E.TECH 440.26 (6x2)	05/00 →	324 / 441							
E.TECH 440.26T (6x4)	05/00 →	324 / 441							
E.TECH 440.26T (6x2)	05/00 →	324 / 441							
E.TECH 480.18 (4x2)	05/00 →	347-353 / 472-480		CVD606	ø 434 x 45 x 96.7			CVD607	ø 434 x 45 x 160
E.TECH 480.18T (4x2)	05/00 →	347-353 / 472-480							



kW / hp



RENAULT TRUCKS

RENAULT TRUCKS

Magnum 09/90 → 12/96

E.TECH 480.24 (6x2)	05/00 →	347-353 / 472-480	CVP088K 29131	[o] 249.6 x 118.2 x 30.2 Meritor D-ELSA 2		CVP088K 29131	[o] 249.6 x 118.2 x 30.2 Meritor D-ELSA 2	
E.TECH 480.26 (6x2)	05/00 →	347-353 / 472-480	WIK518	L 342		WIK518	L 342	
E.TECH 480.26T (6x4)	05/00 →	347-353 / 472-480	FK088			FK088		
E.TECH 480.26T (6x2)	05/00 →	347-353 / 472-480	FK113			FK113		
			CVD606	ø 434 x 45 x 96.7		CVD607	ø 434 x 45 x 160	

Major 05/91 → 10/96

R 340ti.16/T (4x2)	05/91 → 10/96	249 / 339	CVP009 29043	[-] 204 x 96 x 24	→ 10/93	RN1011S7100 19935	W 175 x iaL 183,8 x ø 414	
R 340ti.17 (4x2)	05/91 → 10/96	249 / 339	CVP013K 29030	[o] 249.6 x 118.4 x 28.2 Meritor D-3	11/93 →	RN1011S7115 19935	W 175 x iaL 183,8 x ø 414	
R 340ti.18 (4x2)	05/91 → 10/96	249 / 339	WIK507	L 365	2x Meritor D-3 -brake			
R 340ti.18/T (4x2)	05/91 → 10/96	249 / 339	WIK508	L 580	2x → 10/93			
R 340ti.19 (4x2)	05/91 → 10/96	249 / 339	WIK530	275-283 / 374-385	2x			
R 340ti.19/T (4x2)	05/91 → 10/96	249 / 339	RN1001S7100 19934	W 150 x iaL 183,8 x ø 414	optional			
R 340ti.19/T (4x2)	05/91 → 10/96	249 / 339	RN1001S7115 19934	W 150 x iaL 183,8 x ø 414	optional			
R 340ti.24 (6x2)	05/91 → 10/96	249 / 339						
R 340ti.26 (6x2)	05/91 → 10/96	249 / 339						
R 385ti.17, R 380.17 (4x2)	05/91 → 10/96	275-283 / 374-385						
R 385ti.18, R 380.18 (4x2)	05/91 → 10/96	275-283 / 374-385						
R 385ti.18/T, R 380.18/T (4x2)	05/91 → 10/96	275-283 / 374-385						
R 385ti.19, R 380.19 (4x2)	05/91 → 10/96	275-283 / 374-385						
R 385ti.19/T, R 380.19/T (4x2)	05/91 → 10/96	275-283 / 374-385						
R 385ti.22/T, R 380.19/TB (4x2)	05/91 → 10/96	275-283 / 374-385						
R 385ti.24, R 380.24 (6x2)	05/91 → 10/96	275-283 / 374-385						
R 385ti.25, R 380.25 (6x4)	05/91 → 10/96	275-283 / 374-385						
R 385ti.25/T, R 380.25/T (6x4)	05/91 → 10/96	275-283 / 374-385						
R 385ti.26 (6x4)	12/91 → 10/96	283 / 385						
R 385ti.26, R 380.26 (6x2)	05/91 → 10/96	275-283 / 374-385						
R 385ti.26/T, R 380.26/T (6x4)	05/91 → 10/96	275-283 / 374-385						
R 420ti.18/T (4x2)	10/92 → 10/96	305 / 415						
R 420ti.19/T (4x4)	10/92 → 10/96	305 / 415						
R 420ti.19/T (4x2)	10/92 → 10/96	305 / 415						
R 420ti.22/T (4x2)	10/92 → 10/96	305 / 415						
R 420ti.24/TS (6x4)	04/92 → 10/96	305-314 / 415-427						
R 420ti.26/TS (6x4)	04/92 → 10/96	305-314 / 415-427						
R 420ti.35/TS (6x4)	04/92 → 10/96	305 / 415						
R 340ti.18 (4x2)	05/91 → 10/96	249 / 339	CVP009 29043	[-] 204 x 96 x 24	→ 10/93	RN1011S7100 19935	W 175 x iaL 183,8 x ø 414	
R 385ti.18, R 380.18 (4x2)	05/91 → 10/96	275-283 / 374-385	CVP013K 29030	[o] 249.6 x 118.4 x 28.2 Meritor D-3	11/93 →	RN1011S7115 19935	W 175 x iaL 183,8 x ø 414	
R 385ti.26 (6x4)	12/91 → 10/96	283 / 385	WIK507	L 365	2x Meritor D-3 -brake			
			WIK508	L 580	2x			
			WIK530	275-283 / 374-385	2x → 10/93			
			RN1001S7100 19934	W 150 x iaL 183,8 x ø 414	optional			
			RN1001S7115 19934	W 150 x iaL 183,8 x ø 414	optional			
R 350.17 (4x2)	05/91 → 12/92	259 / 352	CVP009 29043	[-] 204 x 96 x 24		RN1011S7100 19935	W 175 x iaL 183,8 x ø 414	
R 350.17/T (4x2)	05/91 → 12/92	259 / 352	WIK508	L 580	2x	RN1011S7115 19935	W 175 x iaL 183,8 x ø 414	
R 350.18 (4x2)	05/91 → 12/92	259 / 352	WIK530	259 / 352	2x			
R 350.18 (4x2)	05/91 → 12/92	259 / 352						
R 350.18 (4x2)	05/91 → 12/92	259 / 352						
R 350.18/T (4x2)	05/91 → 12/92	259 / 352						
R 350.19 (4x2)	05/91 → 12/92	259 / 352						
R 350.19/T (4x2)	05/91 → 12/92	259 / 352	RN1001S7100 19934	W 150 x iaL 183,8 x ø 414	optional			
R 350.19/TB (4x2)	05/91 → 12/92	259 / 352	RN1001S7115 19934	W 150 x iaL 183,8 x ø 414	optional			
R 350.24 (6x2)	05/91 → 10/92	259 / 352						
R 350.26 (6x2)	05/91 → 12/92	259 / 352						
R 380.22/T (6x2)	05/91 → 12/92	275 / 374						
R 380.25 (6x4)	05/91 → 12/92	275 / 374						

Manager 09/91 → 10/96

G 200.13 (4x2)	09/91 → 03/93	137-144 / 186-196	RN1011S7100 19935	W 175 x iaL 183,8 x ø 414		RN1011S7100 19935	W 175 x iaL 183,8 x ø 414	
G 200.15 (4x2)	09/91 → 03/93	137-144 / 186-196	RN1011S7115 19935	W 175 x iaL 183,8 x ø 414		RN1011S7115 19935	W 175 x iaL 183,8 x ø 414	
G 200.16 (4x2)	09/91 → 03/93	137-144 / 186-196						
G 200.16 (4x2)	09/91 → 03/93	137-144 / 186-196						
G 200.17 (4x2)	09/91 → 03/93	137-144 / 186-196						



kW / hp

**RENAULT TRUCKS****RENAULT TRUCKS****Manager** **09/91→10/96**

G 200.18 (4x2)	09/91→03/93	137-144 / 186-196	RN1011S7100 19935	W 175 x iaL 183,8 x ø 414	RN1011S7100 19935	W 175 x iaL 183,8 x ø 414
G 210.16 (4x2)	05/92→10/96	151 / 205	RN1011S7115 19935	W 175 x iaL 183,8 x ø 414	RN1011S7115 19935	W 175 x iaL 183,8 x ø 414
G 210.18 (4x2)	05/92→10/96	151 / 205				
G 230ti.13 (4x2)	09/91→03/93	166 / 226				
G 230ti.15 (4x2)	09/91→03/93	166 / 226				
G 230ti.16 (4x2)	09/91→10/96	166 / 226				
G 230ti.16 (4x2)	09/91→10/96	166 / 226				
G 230ti.17 (4x2)	09/91→10/96	166 / 226				
G 230ti.18 (4x2)	05/92→10/96	166 / 226				
G 230ti.18 (4x2)	05/92→10/96	166 / 226				
G 270.18,G 270.17 (4x2)	11/92→10/96	195 / 265				
G 280.13,G 270.13 (4x2)	09/91→10/96	195-202 / 265-275				
G 280.15,G 270.15 (4x2)	09/91→10/96	195-202 / 265-275				
G 280.15/T,G 270.15/T (4x2)	09/91→10/96	195-202 / 265-275				
G 280.16 (4x2)	09/91→03/93	202 / 275				
G 280.16,G 270.16 (4x2)	09/91→10/96	195-202 / 265-275				
G 280.17,G 270.18 (4x2)	09/91→10/96	195-202 / 265-275				
G 280.17/T,G 270.17/T (4x2)	09/91→10/96	195-202 / 265-275				
G 280.18,G 270.18,G 270.17 (4x2)	09/91→10/96	195-202 / 265-275				
G 280.19 (4x2)	09/91→03/93	202 / 275				
G 280.19,G 270.19 (4x2)	09/91→10/96	195-202 / 265-275				
G 280.24 (6x2/4)	09/91→03/93	202 / 275				
G 280.26,G 270.26 (6x2/4)	09/91→10/96	195-202 / 265-275				
G 300.13 (4x2)	09/91→10/96	222 / 302				
G 300.15 (4x2)	09/91→10/96	222 / 302				
G 300.15/T (4x2)	09/91→10/96	222 / 302				
G 300.16 (4x2)	09/91→10/96	222 / 302				
G 300.16 (4x2)	09/91→10/96	222 / 302				
G 300.17 (4x2)	09/91→10/96	222 / 302				
G 300.17/T (4x2)	09/92→10/96	222 / 302				
G 300.18 (4x2)	09/92→10/96	222 / 302				
G 300.18 (4x2)	09/92→10/96	222 / 302				
G 300.18 (4x4)	09/92→10/96	222 / 302				
G 300.24 (6x4)	09/91→10/96	222 / 302				
G 300.24 (6x4)	09/91→10/96	222 / 302				
G 300.24 (6x2/4)	09/91→10/96	222 / 302				
G 300.25 (6x4)	09/91→10/96	222 / 302				
G 300.25 (6x4)	09/91→10/96	222 / 302				
G 300.26 (6x4)	09/91→10/96	222 / 302				
G 300.26 (6x4)	09/91→10/96	222 / 302				
G 330.13 (4x2)	09/91→03/93	240 / 326				
G 330.15 (4x2)	09/91→03/93	240 / 326				
G 330.17 (4x2)	09/91→03/93	240 / 326				
G 330.18 (4x2)	09/91→03/93	240 / 326				
G 330.19 (4x2)	09/91→03/93	240 / 326				
G 330.24 (6x2)	09/91→03/93	240 / 326				
G 330.26 (6x4)	09/91→03/93	240 / 326				
G 340ti.16,G 330.16 (4x2)	09/91→10/96	240-249 / 326-339				
G 340ti.16,G 330.16 (4x2)	09/91→10/96	240-249 / 326-339				
G 340ti.17,G 330.19 (4x2)	09/91→10/96	240-249 / 326-339				
G 340ti.17/T,G 330.17/T (4x2)	09/91→10/96	240-249 / 326-339				
G 340ti.18,G 330.18 (4x2)	09/91→10/96	240-249 / 326-339				
G 340ti.18/T (4x2)	02/92→10/96	249 / 339				
G 340ti.26,G 330.26 (6x2)	10/91→10/96	240-249 / 326-339				
G 220.17 BOM (4x2)	09/91→10/96	161-168 / 219-228	RN1001S7100 19934	W 150 x iaL 183,8 x ø 414	RN1011S7100 19935	W 175 x iaL 183,8 x ø 414
G 220.17 BOM (4x2)	09/91→10/96	161-168 / 219-228	RN1001S7115 19934	W 150 x iaL 183,8 x ø 414	RN1011S7115 19935	W 175 x iaL 183,8 x ø 414
G 220.19 BOM (4x2)	09/91→10/96	161-168 / 219-228				
G 230.13 SP (4x2)	09/91→03/93	169-177 / 230-241				
G 230ti.19 (4x2)	09/91→10/96	166 / 226				
G 230ti.19 (4x2)	09/91→10/96	166 / 226				
G 270.13 SP (4x2)	03/93→10/96	195 / 265				
G 270.14 SP (4x2)	03/93→10/96	195 / 265				
G 300.19 (4x2)	09/91→03/93	222 / 302				
G 300.19 (4x2)	09/91→10/96	222 / 302				
G 300.19/T (4x2)	09/91→10/96	222 / 302				
G 300.19/T (4x2)	09/91→10/96	222 / 302				
G 300.26/T (6x2/4)	09/91→10/96	222 / 302				
G 300.26 CIT (6x2/4)	09/91→10/96	222 / 302				
G 340ti.19,G 330.19 (4x2)	09/91→10/96	240-249 / 326-339				
G 340ti.19/T,G 330.19/T (4x2)	09/91→10/96	240-249 / 326-339				
G 340ti.19/T,G 330.19/T,G 330.17/T (4x2)	09/91→10/96	240-249 / 326-339				

Maxity **03/07→**

110.28 (4x2)	03/07→	81 / 110	CVD632	ø 290 x 26 x 42.5		
110.28 (4x2)	03/07→	81 / 110				
110.32 (4x2)	03/07→	81 / 110				
110.32 (4x2)	03/07→	81 / 110				
110.35 (4x2)	03/07→	81 / 110				

R - S



kW / hp



RENAULT TRUCKS

RENAULT TRUCKS

Maxity 03/07 →

110.35 (4x2)	03/07 →	81 / 110
130.35 (4x2)	03/07 →	96 / 130
150.35 (4x2)	03/07 →	110 / 150
150.35 (4x2)	03/07 →	110 / 150

CVD632	ø 290 x 26 x 42.5
--------	-------------------

Maxter 10/92 → 06/97

G 230ti.19 (4x2)	10/92 → 05/95	166 / 226
G 230ti.19 (4x2)	10/92 → 05/95	166 / 226
G 260.19 (4x4)	02/96 → 06/97	188 / 256
G 260.19 (4x2)	02/96 → 06/97	188 / 256
G 270.19 (4x2)	01/93 → 10/96	195 / 265
G 270.19 (4x2)	01/93 → 10/96	195 / 265
G 280.18 (4x2)	10/92 → 03/93	202 / 275
G 280.18 (4x2)	10/92 → 03/93	202 / 275
G 280.18/T (4x2)	10/92 → 03/93	202 / 275
G 300.18 (4x2)	10/92 → 10/96	222 / 302
G 300.18 (4x2)	10/92 → 10/96	222 / 302
G 300.18 (4x4)	10/92 → 10/96	222 / 302
G 300.18 (4x4)	10/92 → 10/96	222 / 302
G 300.19 (4x4)	10/92 → 10/96	222 / 302
G 300.19 (4x4)	10/92 → 10/96	222 / 302
G 300.19 (4x2)	10/92 → 10/96	222 / 302
G 300.19 (4x2)	02/96 → 06/97	219 / 298
G 300.19 (4x4)	02/96 → 06/97	219 / 298
G 300.19/T (4x2)	10/92 → 10/96	222 / 302
G 300.26 (6x4)	10/92 → 10/96	222 / 302
G 300.26 (6x4)	10/92 → 10/96	222 / 302
G 300.26 (6x4)	10/92 → 10/96	222 / 302
G 300.26 (6x4)	10/92 → 10/96	222 / 302
G 300.26 (8x4/4)	10/92 → 10/96	222 / 302
G 300.26 (6x2)	10/92 → 10/96	222 / 302
G 300.26 (6x4)	02/96 → 06/97	219 / 298
G 340ti.18/T (4x4)	10/92 → 06/97	249 / 339
G 340ti.19 (4x4)	10/92 → 06/97	249 / 339
G 340ti.19 (4x2)	10/92 → 06/97	249 / 339
G 340ti.19/T (4x2)	10/92 → 06/97	249 / 339
G 340ti.19/T (4x4)	10/92 → 06/97	249 / 339
G 340ti.25/A, G 340ti.25/B (6x4)	10/92 → 06/97	249 / 339
G 340ti.25/A, G 340ti.25/B (6x4)	10/92 → 06/97	249 / 339
G 340ti.26 (6x4)	10/92 → 06/97	249 / 339
G 340ti.26, G 340ti.26/B (6x4)	10/92 → 06/97	249 / 339
G 340ti.26/B (6x4)	10/92 → 06/97	249 / 339
G 340ti.26/C (6x6)	10/92 → 06/97	249 / 339
G 340ti.26/C (6x6)	10/92 → 06/97	249 / 339
G 340ti.32, G 340ti.32/B (8x4/4)	10/92 → 06/97	249 / 339
G 340ti.32/A, G 340ti.32/B, G 340ti.32/C (8x4/4)	10/92 → 06/97	249 / 339
G 340ti.32/A, G 340ti.32/B, G 340ti.32/C (8x4/4)	10/92 → 06/97	249 / 339
G 340ti.34 (6x4)	10/92 → 06/97	249 / 339
G 340ti.34 (6x4)	10/92 → 06/97	249 / 339
G 340ti.34 (6x6)	10/92 → 06/97	249 / 339
G 340ti.40 (8x4/4)	10/92 → 06/97	249 / 339
G 340ti.40 (8x4/4)	10/92 → 06/97	249 / 339

RN1011S7100 19935	W 175 x iaL 183,8 x ø 414
RN1011S7115 19935	W 175 x iaL 183,8 x ø 414

RN1011S7100 19935	W 175 x iaL 183,8 x ø 414
RN1011S7115 19935	W 175 x iaL 183,8 x ø 414

Midliner 10/82 → 01/00

M 140.11/T (4x2)	05/89 → 03/93	103 / 140
M 140.12/C (4x2)	05/89 → 03/93	103 / 140
M 140.12/C (4x2)	05/89 → 03/93	103 / 140
M 140.13/C (4x2)	04/89 → 03/93	103 / 140
M 140.13/C (4x2)	05/89 → 03/93	103 / 140
M 140.13/T (4x2)	04/89 → 03/93	103 / 140
M 160.11/T (4x2)	05/89 → 03/93	117 / 159
M 160.12/C (4x2)	05/89 → 03/93	117 / 159
M 160.12/C (4x2)	05/89 → 03/93	117 / 159
M 160.13/C (4x2)	05/89 → 03/93	117 / 159
M 160.13/C (4x2)	05/89 → 03/93	117 / 159
M 160.13/T (4x2)	05/89 → 03/93	117 / 159
M 200.10/C (4x2)	05/88 → 03/93	144 / 196
M 200.12/C (4x2)	05/88 → 03/93	144 / 196
M 200.13/C (4x2)	05/88 → 03/93	144 / 196
M 200.13/C (4x2)	05/88 → 03/93	144 / 196
M 200.13/C (4x2)	05/88 → 03/93	144 / 196
M 200.15/T (4x2)	05/88 → 03/93	144 / 196
M 200.16/T (4x2)	05/88 → 03/93	144 / 196
M 230.10/C (4x2)	05/89 → 07/92	166 / 226
M 230.12/D (4x2)	05/89 → 07/92	166 / 226
M 230.12/D (4x2)	05/89 → 07/92	166 / 226
M 230.13/D (4x2)	05/89 → 07/92	166 / 226
ME 160.13 (4x4)	05/89 → 03/93	117 / 159
M 150.09/C (4x4)	11/92 → 10/96	110 / 150
M 150.09/C SP (4x4)	11/92 → 10/96	110 / 150
M 150.11/C (4x4)	11/92 → 10/96	110 / 150
M 150.11/C SP (4x4)	11/92 → 10/96	110 / 150
M 150.12/C (4x2)	11/92 → 10/96	110 / 150
M 150.12/C BTP (4x2)	11/92 → 10/96	110 / 150
M 150.13/C BTP (4x2)	11/92 → 10/96	110 / 150
M 180.10/C (4x4)	11/92 → 10/96	129 / 175
M 180.11/C (4x4)	11/92 → 10/96	129 / 175
M 180.11/C SP (4x4)	11/92 → 10/96	129 / 175
M 180.12/C (4x2)	11/92 → 10/96	129 / 175
M 180.12/C BTP (4x2)	11/92 → 10/96	129 / 175
M 180.13/C (4x2)	11/92 → 10/96	129 / 175
M 180.13/C (4x4)	11/92 → 10/96	129 / 175
M 180.13/C (4x2)	11/92 → 10/96	129 / 175
M 180.13/C BTP (4x2)	11/92 → 10/96	129 / 175
M 180.13 SP (4x4)	11/92 → 10/96	129 / 175
M 210.13/C SP (4x2)	05/92 → 10/96	151 / 205

CVP006 29013	[+] 180 x 86 x 21.5
CVD509	ø 354 x 30 x 82
CVP006 29013	[+] 180 x 86 x 21.5
CVP031 29097	[+] 180 x 86 x 20.5
CVD509	ø 354 x 30 x 82

RN1021031S7115 19255	W 170 x iaL 247,1 x ø 360
RN1021031S7115 19255	W 170 x iaL 247,1 x ø 360

R-S







































kW / hp



RENAULT TRUCKS

RENAULT TRUCKS

Midliner  10/82→01/00

M 230.12/C (4x2)	05/92→10/96	166 / 226	 CVP006 29013	[+] 180 x 86 x 21.5	→12/94	 RN1021031S7115 19255	 W 170 x iaL 247,1 x ø 360	
M 230.13/C (4x2)	05/92→10/96	166 / 226	 CVP031 29097	[+] 180 x 86 x 20.5	01/95→			
M 230.13/C, M 230.13/D (4x2)	05/89→10/96	166 / 226	 CVD509	ø 354 x 30 x 82				
M 150.12/C (4x2)	05/96→01/00	110 / 150	 CVP084 29100	[o] 214 x 111.8 x 25.2 Meritor C-LISA	01/98→	 RN1021031S7115 19255	 W 170 x iaL 247,1 x ø 360	
M 150.13/C (4x2)	05/96→01/00	110 / 150	 CVP031 29097	[+] 180 x 86 x 20.5	→12/97			
M 180.12/C (4x2)	05/96→01/00	132 / 180	 CVD509	ø 354 x 30 x 82				
M 180.13/C (4x2)	05/96→01/00	132 / 180						
M 180.13/C (4x2)	05/96→01/00	132 / 180						
M 250.13/C (4x2)	05/96→01/00	184 / 250						
M 250.13/C (4x2)	05/96→01/00	184 / 250						
M 250.15/C, M 250.15/D (4x2)	05/96→01/00	184 / 250						
M 150.13/C (4x2)	11/92→10/96	110 / 150	 CVP031 29097	[+] 180 x 86 x 20.5		 RN1021031S7115 19255	 W 170 x iaL 247,1 x ø 360	
			 CVD509	ø 354 x 30 x 82				
M 150.14/C BOM (4x2)	11/92→10/96	110 / 150	 RN1001S7100 19934	 W 150 x iaL 183,8 x ø 414		 RN1001S7100 19934	 W 150 x iaL 183,8 x ø 414	
M 150.14/C CIT (4x2)	11/92→10/96	110 / 150	 RN1001S7115 19934	W 150 x iaL 183,8 x ø 414		 RN1001S7115 19934	W 150 x iaL 183,8 x ø 414	
M 160.14/C BOM (4x2)	05/89→03/93	117 / 159				 RN1011S7100 19935	 W 175 x iaL 183,8 x ø 414	optional
M 160.14/C CIT (4x2)	05/89→03/93	117 / 159				 RN1011S7115 19935	 W 175 x iaL 183,8 x ø 414	optional
M 160.15/D (4x2)	05/89→03/93	117 / 159						
M 180.15/D (4x4)	11/92→10/96	129 / 175						
M 180.15/D (4x4)	11/92→10/96	129 / 175						
M 180.15/D (4x2)	11/92→10/96	129 / 175						
M 180.15/D (4x2)	10/96→01/00	132 / 180						
M 180.15/D BTP (4x2)	11/92→10/96	129 / 175						
M 180.16/D (4x2)	11/92→10/96	129 / 175						
M 180.16/D (4x2)	05/96→01/00	132 / 180						
M 200.14/C BOM (4x2)	05/88→03/93	144 / 196						
M 200.14/C CIT (4x2)	05/88→03/93	144 / 196						
M 200.15/D (4x2)	05/88→03/93	144 / 196						
M 200.15/D (4x2)	05/88→03/93	144 / 196						
M 200.15/D (4x2)	05/88→03/93	144 / 196						
M 200.15/D (4x2)	05/88→03/93	144 / 196						
M 200.16/D (4x2)	05/88→03/93	144 / 196						
M 200.16/D (4x2)	05/88→03/93	144 / 196						
M 210.14/C BOM (4x2)	05/92→10/96	151 / 205						
M 210.14/D (4x4)	05/96→01/00	154 / 209						
M 210.15/D (4x2)	05/92→01/00	151-154 / 205-209						
M 210.15/D CIT (4x2)	05/92→10/96	151 / 205						
M 210.16/D (4x2)	05/92→01/00	151-154 / 205-209						
M 210.16/D (4x2)	05/92→01/00	151-154 / 205-209						
M 210.16/D (4x4)	05/96→01/00	154 / 209						
M 210.16/D CIT (4x2)	05/92→10/96	151 / 205						
M 230.15/D (4x2)	05/89→10/96	166 / 226						
M 230.15/D (4x2)	05/89→10/96	166 / 226						
M 230.15/D CIT (4x2)	05/89→07/92	166 / 226						
M 230.16/D (4x2)	05/89→10/96	166 / 226						
M 230.16/D (4x2)	05/89→10/96	166 / 226						
M 230.16/D CIT (4x2)	05/89→07/92	166 / 226						
M 230.16D/T (4x2)	05/89→10/96	166 / 226						
M 250.15C/T (4x2)	05/96→01/00	184 / 250						
M 250.16/D (4x2)	05/96→01/00	184 / 250						
M 250.16/D (4x2)	05/96→01/00	184 / 250						
ME 160.15 (4x2)	05/89→03/93	117 / 159						
ME 180.15 (4x2)	05/89→03/93	134 / 182						
M 210.12/C (4x2)	05/92→01/00	151-154 / 205-209	 CVP084 29100	[o] 214 x 111.8 x 25.2 Meritor C-LISA	01/98→	 RN1021031S7115 19255	 W 170 x iaL 247,1 x ø 360	
M 210.13/C (4x2)	05/92→01/00	151-154 / 205-209	 CVP006 29013	[+] 180 x 86 x 21.5	→12/94			
M 210.13/C (4x2)	05/92→01/00	151-154 / 205-209	 CVP031 29097	[+] 180 x 86 x 20.5	01/95→→12/97			
			 CVD509	ø 354 x 30 x 82				
S 100.06/A (4x2)	01/86→09/90	69-72 / 94-98	 CVP006 29013	[+] 180 x 86 x 21.5		 SA26272A7115 17831	W 125 x iaL 209 x ø 310	
S 100.06/A (4x2)	01/86→09/90	69-72 / 94-98	 5 x 12	ø 5 x L 12	56x	 5 x 12	ø 5 x L 12	64x
S 100.07/A (4x2)	01/86→09/90	69-72 / 94-98						
S 100.07/A (4x2)	01/86→09/90	69-72 / 94-98						
S 100.08/A (4x2)	01/86→09/90	69-72 / 94-98						
S 100.08/A (4x2)	01/86→09/90	69-72 / 94-98						
S 100.08/A (4x2)	01/86→09/90	69-72 / 94-98						
S 100.08/A (4x2)	01/86→09/90	69-72 / 94-98						
S 100.09/A BOM (4x2)	01/86→09/90	69-72 / 94-98						
S 100.09/A CIT (4x2)	01/86→09/90	69-72 / 94-98						
S 110.06/A (4x2)	06/85→09/90	76 / 103						
S 110.07/A (4x2)	06/85→09/90	76 / 103						
S 110.08/A (4x2)	06/85→09/90	76 / 103						
S 110.08/A (4x2)	06/85→09/90	76 / 103						
S 110.08/A (4x2)	06/85→09/90	76 / 103						
S 130.07 (4x2)	09/83→01/90	96-97 / 130-132						

R - S



















kW / hp



RENAULT TRUCKS

RENAULT TRUCKS

Midliner  10/82 → 01/00

S 130.08/A (4x2)	09/83 → 01/90	96-97 / 130-132	 CVP006 29013	[+] 180 x 86 x 21.5		 SA26272A7115 17831	W 125 x iaL 209 x ø 310	
S 130.08/A,S 130.08/B (4x2)	09/83 → 01/90	96-97 / 130-132	 5 x 12	ø 5 x L 12	56x	 5 x 12	ø 5 x L 12	64x
S 130.08/A,S 130.08/B (4x2)	09/83 → 01/90	96-97 / 130-132						
S 130.08/B (4x2)	09/83 → 01/90	96-97 / 130-132						
S 130.08/R (4x2)	09/83 → 01/90	96-97 / 130-132						
S 130.09/B (4x2)	09/83 → 01/90	96-97 / 130-132						
S 130.09/B (4x2)	09/83 → 01/90	96-97 / 130-132						
S 130.09/B (4x2)	09/83 → 01/90	96-97 / 130-132						
S 130.11 (4x2)	09/83 → 01/90	96-97 / 130-132						
S 130.11/B (4x2)	09/83 → 01/90	96-97 / 130-132						
S 130.11/B (4x2)	09/83 → 01/90	96-97 / 130-132						
S 130.13/B (4x2)	09/83 → 01/90	96-97 / 130-132						
S 150.08TI (4x2)	05/83 → 07/86	113 / 154						
S 150.08TI (4x2)	05/83 → 07/86	113 / 154						
S 150.08TI (4x2)	05/86 → 09/90	113-117 / 154-159						
S 150.08TI (4x2)	05/86 → 09/90	113-117 / 154-159						
S 150.08TI/R (4x2)	05/86 → 09/90	113-117 / 154-159						
S 150.09TI (4x2)	05/83 → 07/86	113 / 154						
S 150.09TI (4x2)	05/83 → 07/86	113 / 154						
S 150.09TI (4x2)	05/86 → 09/90	113-117 / 154-159						
S 150.09TI (4x2)	05/86 → 09/90	113-117 / 154-159						
S 150.09TI (4x2)	05/86 → 09/90	113-117 / 154-159						
S 150.09TI (4x2)	05/86 → 09/90	113-117 / 154-159						
S 150.11TI (4x2)	05/86 → 09/90	113-117 / 154-159						
S 150.11TI (4x2)	05/86 → 09/90	113-117 / 154-159						
S 150.11TI (4x2)	05/86 → 09/90	113-117 / 154-159						
S 150.11TI (4x2)	05/86 → 09/90	113-117 / 154-159						
S 150.13TI (4x2)	05/86 → 09/90	113-117 / 154-159						
S 150.13TI (4x2)	05/86 → 09/90	113-117 / 154-159						
S 120.06/A (4x2)	09/90 → 11/92	82 / 112	 CVP016 29065	[o] 175 x 85.6 x 22 Lucas B2x60				
S 120.06/A,S 120.07/A (4x2)	09/90 → 11/92	82 / 112	 WIK504	L 885	2x			
S 120.06/A,S 120.07/A (4x2)	11/92 → 10/94	88 / 120	 FK001					
S 120.07/A (4x2)	09/90 → 11/92	82 / 112						
S 120.07/A (4x2)	09/90 → 11/92	82 / 112						
S 120.07/A (4x2)	09/90 → 11/92	82 / 112						
S 120.07/A (4x2)	11/92 → 10/94	88 / 120						
S 140.07/A (4x2)	01/90 → 09/93	103 / 140	 CVD509	ø 354 x 30 x 82				
S 140.07/A (4x2)	01/90 → 09/93	103 / 140						
S 120.08/A (4x2)	09/90 → 11/92	82 / 112	 CVP019 29067	[o] 176 x 78 x 22 Meritor				
S 120.08/A (4x2)	09/90 → 11/92	82 / 112	 WIK504	L 885				
S 120.08/A (4x2)	11/92 → 10/94	88 / 120	 CVD509	ø 354 x 30 x 82				
S 120.08/A (4x2)	11/92 → 10/94	88 / 120						
S 120.09/A (4x2)	11/92 → 10/94	88 / 120						
S 120.09/A (4x2)	11/92 → 10/94	88 / 120						
S 120.09/B (4x2)	11/92 → 10/94	88 / 120						
S 120.09/B BOM (4x2)	09/90 → 11/92	82 / 112						
S 120.09/B BOM (4x2)	11/92 → 10/94	88 / 120						
S 120.09/B CIT (4x2)	09/90 → 11/92	82 / 112						
S 140.08/A,S 140.08/B (4x2)	01/90 → 09/93	103 / 140						
S 140.08/A,S 140.08/B (4x2)	01/90 → 09/93	103 / 140						
S 140.08/B (4x2)	01/90 → 09/93	103 / 140						
S 140.09/B (4x2)	01/90 → 09/93	103 / 140						
S 140.09/B (4x2)	01/90 → 09/93	103 / 140						
S 140.09/B (4x2)	01/90 → 09/93	103 / 140						
S 140.09/B (4x2)	01/90 → 09/93	103 / 140						
S 140.09/B (4x2)	01/90 → 09/93	103 / 140						
S 150.08/A (4x2)	11/92 → 01/94	110 / 150						
S 150.08/A,S 150.08/B (4x2)	11/92 → 01/94	110 / 150						
S 150.08/B (4x2)	11/92 → 01/94	110 / 150						
S 150.09/B (4x2)	11/92 → 01/94	110 / 150						
S 150.09/B (4x2)	11/92 → 01/94	110 / 150						
S 150.09/B (4x2)	11/92 → 01/94	110 / 150						
S 160.08/A,S 160.08/B (4x2)	01/90 → 09/93	117 / 159						
S 160.08/B (4x2)	01/90 → 09/93	117 / 159						
S 160.09/B (4x2)	01/90 → 09/93	117 / 159						
S 160.09/B (4x2)	01/90 → 09/93	117 / 159						
S 160.09/B SP (4x2)	01/90 → 09/93	117 / 159						
S 120.08/A (4x2)	09/90 → 11/92	82 / 112	 WIK504	L 885				
			 CVD509	ø 354 x 30 x 82				
S 120.08/A (4x2)	09/92 → 11/92	82 / 112	 WIK504	L 885		 SA30312S7115 19620	W 150 x iaL 209,4 x ø 325	
			 SA28292S7115 17827	W 120 x iaL 251,3 x ø 325				

R-S
























kW / hp









RENAULT TRUCKS

RENAULT TRUCKS

Midliner  10/82→01/00

S 120.08/A (4x2)	09/92→11/92	82 / 112		CVD509	ø 354 x 30 x 82			
S 130.06 (4x2)	09/83→01/90	96-97 / 130-132		CVP019 29067	[o] 176 x 78 x 22 Meritor			
				CVD509	ø 354 x 30 x 82			
S 135.08/A (4x2)	02/94→05/96	102 / 139		CVP019 29067	[o] 176 x 78 x 22 Meritor			
S 135.08/A (4x2)	02/94→05/96	102 / 139						
S 150.08/A,S 150.08/B (4x2)	01/94→05/96	110 / 150		WIK504	L 885			
S 150.08/B (4x2)	01/94→05/96	110 / 150						
S 150.09/B (4x2)	01/94→05/96	110 / 150						
S 150.09/B (4x2)	01/94→05/96	110 / 150		CVD509	ø 354 x 30 x 82	→05/95		
S 180.08/A (4x2)	11/92→10/96	129 / 175		CVD562	ø 322 x 30 x 140	06/95→ - 150 PS		
S 180.08/A,S 180.08/B (4x2)	11/92→10/96	129 / 175						
S 180.08/A (4x2)	11/92→10/96	129 / 175		CVD563	ø 303.5 x 30 x 134.8	06/95→ 159 PS -		
S 180.09/B (4x2)	11/92→10/96	129 / 175						
S 180.09/B (4x2)	11/92→10/96	129 / 175						
S 180.09/B (4x2)	11/92→10/96	129 / 175						
S 180.09/B SP (4x2)	11/92→10/96	129 / 175						
S 210.08/A (4x2)	04/95→01/00	151-154 / 205-209						
S 210.08/A (4x2)	04/95→01/00	151-154 / 205-209						
S 210.09/B (4x2)	04/95→01/00	151-154 / 205-209						
S 210.09/B (4x2)	04/95→01/00	151-154 / 205-209						
S 135.08/A,S 150.08/A (4x2)	05/96→01/00	100-110 / 136-150		CVP019 29067	[o] 176 x 78 x 22 Meritor			
S 135.08/A,S 150.08/A (4x2)	05/96→01/00	100-110 / 136-150		WIK504	L 885			
S 135.09/B,S 150.09/B (4x2)	05/96→01/00	100-110 / 136-150		CVD562	ø 322 x 30 x 140	- 150 PS		
S 150.08/A (4x2)	05/96→01/00	110 / 150		CVD563	ø 303.5 x 30 x 134.8	159 PS -		
S 150.08/A (4x2)	05/96→01/00	110 / 150						
S 150.09/B (4x2)	05/96→01/00	110 / 150						
S 150.09/B (4x2)	05/96→01/00	110 / 150						
S 150.09/B,S 135.09/B (4x2)	05/96→01/00	100-110 / 136-150						
S 180.08/A (4x2)	05/96→01/00	132 / 180						
S 180.08/A (4x2)	05/96→01/00	132 / 180						
S 180.09/B (4x2)	05/96→01/00	132 / 180						
S 180.09/B (4x2)	05/96→01/00	132 / 180						
S 150.13TI (4x2)	04/86→09/90	113-117 / 154-159		CVP006 29013	[+] 180 x 86 x 21.5			RN1021031S7115 19255
S 150.14TI BOM (4x2)	05/86→09/90	113-117 / 154-159		SA28292S7115 17827	W 120 x iaL 251,3 x ø 325	optional		
S 170.11TI (4x2)	10/87→05/89	127-135 / 173-183		5 x 12	ø 5 x L 12	60x		
S 170.11TI/R (4x2)	10/87→05/89	127-135 / 173-183		CVD509	ø 354 x 30 x 82			
S 170.11TI/R (4x2)	10/87→05/89	127-135 / 173-183						
S 170.13TI (4x4)	10/83→03/93	127-135 / 173-183						
S 170.13TI,S 170.13TI/R (4x2)	10/83→05/89	127-135 / 173-183						
S 170.13TI,S 170 SP (4x2)	10/83→03/93	127-135 / 173-183						
S 170.13TI/T (4x2)	10/84→05/89	127-135 / 173-183						
S 170.14/T (4x2)	10/82→03/93	127 / 173						
S 170.14/T (4x4)	10/82→03/93	127 / 173						
S 170.14TI (4x2)	10/83→05/89	127-135 / 173-183						
S 170.14TI (4x2)	10/83→05/89	127-135 / 173-183						
S 170.14TI/R (4x2)	10/87→05/89	127-135 / 173-183						
S 170.15TI (4x4)	10/82→09/93	127-135 / 173-183						
S 220.11TI (4x2)	09/87→09/90	159-166 / 216-226						
S 220.11TI (4x2)	09/87→09/90	159-166 / 216-226						
S 220.13TI (4x2)	09/87→09/90	159-166 / 216-226						
S 220.13TI/T (4x2)	09/87→09/90	159-166 / 216-226						
S 220.14TI (4x2)	09/87→09/90	159-166 / 216-226						
S 220.14TI (4x2)	09/87→09/90	159-166 / 216-226						
S 220.14TI (4x2)	09/87→09/90	159-166 / 216-226						
S 220.14TI/T (4x2)	09/87→09/90	159-166 / 216-226						
S 90 (4x2)	05/84→12/94	67 / 91		SA28292S7115 17827	W 120 x iaL 251,3 x ø 325			SA30312S7115 19620

Midlum  01/00→

135.08/B,150.08/B (4x2)	01/00→	100-110 / 136-150		CVP032K 29285	[o] 175.5 x 85.6 x 26 Wabco PAN 17			CVP032K 29285	[o] 175.5 x 85.6 x 26 Wabco PAN 17
135.08/B,150.08/B (4x2)	01/00→	100-110 / 136-150		WIK521	L 248			WIK521	L 248
135.09/B,150.09/B (4x2)	01/00→	100-110 / 136-150		CVD682	ø 330 x 34 x 80			CVD602	ø 330 x 34 x 137

R - S



kW / hp



RENAULT TRUCKS

RENAULT TRUCKS

Midlum 01/00 →

135.10/B, 150.10/B (4x2)	01/00 →	100-110 / 136-150	CVP032K 29285	[o] 175.5 x 85.6 x 26 Wabco PAN 17		CVP032K 29285	[o] 175.5 x 85.6 x 26 Wabco PAN 17	
135.10/B, 150.10/B (4x2)	01/00 →	100-110 / 136-150	WIK521	L 248		WIK521	L 248	
150.08/B (4x2)	10/01 →	112 / 152	CVD682	ø 330 x 34 x 80		CVD602	ø 330 x 34 x 137	
150.10/B (4x2)	10/01 →	112 / 152						
150.12/B (4x2)	01/00 →	110-112 / 150-152						
180.08/B (4x2)	01/00 →	132 / 180						
180.08/B (4x2)	01/00 →	132 / 180						
180.08/B (4x2)	10/01 →	128 / 174						
180.09/B (4x2)	01/00 →	132 / 180						
180.10/B (4x2)	01/00 →	132 / 180						
180.10/B (4x2)	01/00 →	132 / 180						
180.10/B (4x2)	10/01 →	128 / 174						
180.12 (4x2)	10/01 →	128 / 174						
180.12/B (4x2)	01/00 →	132 / 180						
180.12/B, 180.12/C (4x2)	10/01 →	128 / 174						
210.08/B (4x2)	01/00 →	154 / 209						
210.08/B, 220.08/B (4x2)	01/00 →	154-158 / 209-215						
210.09/B (4x2)	01/00 →	154 / 209						
210.10/B (4x2)	01/00 →	154 / 209						
210.10/B, 220.10/B (4x2)	01/00 →	154-158 / 209-215						
210.12/C (4x2)	01/00 →	154 / 209						
210.12/C, 220.12/C (4x2)	01/00 →	154-158 / 209-215						
220.12 (4x4)	10/01 →	158 / 215						
250.12/C (4x2)	01/00 →	184 / 250						
250.12/C (4x2)	01/00 →	184 / 250						
270.12/C (4x2)	10/01 →	195 / 265						
160.08 (4x2)	05/06 →	118 / 160	CVP032K 29285	[o] 175.5 x 85.6 x 26 Wabco PAN 17		CVP032K 29285	[o] 175.5 x 85.6 x 26 Wabco PAN 17	
190.08 (4x2)	05/06 →	140 / 190	WIK521	L 248		WIK521	L 248	
220.08 (4x2)	05/06 →	158 / 220	CVD689	ø 375 x 45 x 119		CVD604	ø 375 x 45 x 166	
160.10 (4x2)	05/06 →	118 / 160	CVP102K 29181	[o] 210.3 x 92 x 30 Haldex DB 19		CVP102K 29181	[o] 210.3 x 92 x 30 Haldex DB 19	
190.10 (4x2)	05/06 →	140 / 190	CVD689	ø 375 x 45 x 119		CVD604	ø 375 x 45 x 166	
220.10 (4x2)	05/06 →	158 / 220						
160.12 (4x2)	05/06 →	118 / 160	CVP100K 29173	[o] 216.2 x 97 x 29.2 Meritor ELSA 225-1		CVP100K 29173	[o] 216.2 x 97 x 29.2 Meritor ELSA 225-1	
190.12 (4x2)	05/06 →	140 / 190	WIK538	L 277 / 342		WIK538	L 277 / 342	
190.12 (4x2)	05/06 →	140 / 190	CVD689	ø 375 x 45 x 119		CVD604	ø 375 x 45 x 166	
190.13 (4x2)	05/06 →	140 / 190						
190.14 (4x2)	05/06 →	140 / 190						
190.16 (4x2)	05/06 →	140 / 190						
220.13 (4x2)	05/06 →	158 / 220						
220.16 (4x2)	05/06 →	158 / 220						
240.12 (4x2)	05/06 →	177 / 240						
240.13 (4x2)	05/06 →	177 / 240						
240.14 (4x2)	05/06 →	177 / 240						
240.15 (4x2)	05/06 →	177 / 240						
240.16 (4x2)	05/06 →	177 / 240						
240.18 (4x2)	05/06 →	177 / 240						
280.12 (4x2)	05/06 →	206 / 280						
280.13 (4x2)	05/06 →	206 / 280						
280.14 (4x2)	05/06 →	206 / 280						
280.16 (4x2)	05/06 →	206 / 280						
280.18 (4x2)	05/06 →	206 / 280						
210.13/C (4x2)	01/00 →	154 / 209	CVP084 29100	[o] 214 x 111.8 x 25.2 Meritor C-LISA	→02/01	CVP084 29100	[o] 214 x 111.8 x 25.2 Meritor C-LISA	→02/01
210.13/C, 220.13/C, 220.13/D (4x2)	01/00 →	154-158 / 209-215	WIK528	L 399	03/01 →	WIK528	L 399	03/01 →
210.14/C, 220.14/C, 220.14/D (4x2)	01/00 →	154-158 / 209-215	CVD600	ø 380 x 45 x 85	03/01 → Wabco Pan 19-2 -brake	CVD604	ø 375 x 45 x 166	03/01 → Wabco Pan 19-2 -brake
210.16/C, 220.16/C, 22.16/D (4x2)	01/00 →	154-158 / 209-215	CVD603	ø 375 x 45 x 99		CVD605	ø 375 x 45 x 167	
250.13/C (4x2)	01/00 →	184 / 250						
250.13/C (4x2)	01/00 →	184 / 250						
250.15/C (4x2)	01/00 →	184 / 250						
250.15/C (4x2)	01/00 →	184 / 250						
250.16/C (4x2)	01/00 →	184 / 250						
250.16/CT (4x2)	01/00 →	184 / 250						
210.15/C (4x2)	01/00 →	154 / 209	CVP084 29100	[o] 214 x 111.8 x 25.2 Meritor C-LISA	→02/01	CVP084 29100	[o] 214 x 111.8 x 25.2 Meritor C-LISA	→02/01
210.15/C (4x2)	01/00 →	154 / 209	WIK528	L 399	03/01 →	WIK528	L 399	03/01 →
250.14/C (4x2)	01/00 →	184 / 250						
220.12 (4x2)	05/06 →	158 / 220	WIK528	L 399		WIK528	L 399	
220.14 (4x2)	05/06 →	158 / 220	CVD600	ø 380 x 45 x 85	Wabco Pan 19-2 -brake	CVD604	ø 375 x 45 x 166	Wabco Pan 19-2 -brake
			CVD603	ø 375 x 45 x 99		CVD604	ø 375 x 45 x 166	
			CVD689	ø 375 x 45 x 119		CVD605	ø 375 x 45 x 167	
220.14 (4x4)	10/01 →	158 / 215	WIK528	L 399		WIK528	L 399	
220.15 (4x2)	10/01 →	158 / 215						
220.18/D (4x2)	10/01 →	158 / 215						
270.13/C, 270.13/D (4x2)	10/01 →	195 / 265	CVD600	ø 380 x 45 x 85	Wabco Pan 19-2 -brake	CVD604	ø 375 x 45 x 166	Wabco Pan 19-2 -brake
270.14/C, 270.14/D (4x2)	10/01 →	195 / 265	CVD603	ø 375 x 45 x 99		CVD605	ø 375 x 45 x 167	
270.16/B (4x2)	10/01 →	195 / 265						
270.16/C, 270.16/D (4x2)	10/01 →	195 / 265						



kW / hp



RENAULT TRUCKS

RENAULT TRUCKS

Midlum 01/00 →

220.16 (4x4)	10/01 →	158 / 215		WIK528	L 399			WIK528	L 399	
270.18/D (4x2)	10/01 →	195 / 265								

PR 01/87 → 12/90

100 (4x2)	01/87 → 12/90	186 / 253		RN1011S7100 19935	W 175 x iaL 183,8 x ø 414					
180 (6x2)	01/87 → 12/89	222 / 302		RN1011S7115 19935	W 175 x iaL 183,8 x ø 414					

PR - Bus 01/94 →

PR 100.3	01/94 →			RN1011S7100 19935	W 175 x iaL 183,8 x ø 414					
PR 180.3	01/94 →			RN1011S7115 19935	W 175 x iaL 183,8 x ø 414					

Premium 04/96 →

Distribution 210.16 (4x2)	04/96 →	154 / 209		CVP013K 29030	[o] 249.6 x 118.4 x 28.2 Meritor D-3	06/00 →		RN1041S7100 19187	W 220 x iaL 183,8 x ø 414	
Distribution 300.18D (4x2)	04/96 →	219 / 298		CVP023K 29090	[o] 249.6 x 114.2 x 28.2 Meritor D-LISA	→ 05/00		RN1041S7115 19187	W 220 x iaL 183,8 x ø 414	
Distribution 300.19 (4x2)	04/96 →	219 / 298		CVP088K 29131	[o] 249.6 x 118.2 x 30.2 Meritor D-ELSA 2	06/00 → Meritor D-Elsa 2 -brake				
Distribution 340.18D (4x2)	04/96 →	249 / 339		WIK507	L 365	2x 06/00 → Meritor D-3 -brake				
Distribution 340.18D/T (4x2)	04/96 →	249 / 339		WIK511	L 340	optional 06/00 →				
Distribution 340.19D (4x2)	04/96 →	249 / 339		WIK516	L 250	2x → 05/00				
Distribution 340.19D/T (4x2)	04/96 →	249 / 339		WIK518	L 342	06/00 → Meritor D-Elsa 2 -brake				
Distribution 400.18D (4x2)	01/00 →	288 / 392		WIK542	L 250	→ 05/00				
Distribution 400.18D/T (4x2)	01/00 →	288 / 392		FK023		→ 05/00				
				FK088		06/00 → Meritor D-Elsa 2 -brake				
				FK113		06/00 → Meritor D-Elsa 2 -brake				
				CVD529	ø 438 x 45 x 96					
Distribution 210.18D, 220.18 (4x2)	04/96 →	154-158 / 209-215		CVP013K 29030	[o] 249.6 x 118.4 x 28.2 Meritor D-3	06/00 →		RN1041S7100 19187	W 220 x iaL 183,8 x ø 414	
Distribution 210.19D (4x2)	04/96 →	155 / 210		CVP023K 29090	[o] 249.6 x 114.2 x 28.2 Meritor D-LISA	→ 05/00		RN1041S7115 19187	W 220 x iaL 183,8 x ø 414	
Distribution 250.16 (4x2)	04/96 →	184 / 250		CVP088K 29131	[o] 249.6 x 118.2 x 30.2 Meritor D-ELSA 2	06/00 → Meritor D-Elsa 2 -brake				
Distribution 250.18D (4x2)	04/96 →	184 / 250		WIK507	L 365	2x 06/00 → Meritor D-3 -brake				
Distribution 250.19 (4x2)	04/96 →	184 / 250		WIK511	L 340	optional → 05/00				
Distribution 260.16 (4x2)	04/96 →	188 / 256		WIK516	L 250	2x → 05/00				
Distribution 260.18 (4x2)	04/96 →	188 / 256		WIK518	L 342	06/00 → Meritor D-Elsa 2 -brake				
Distribution 260.19 (4x2)	04/96 →	188 / 256		WIK542	L 250	→ 05/00				
Distribution 300.16D (4x2)	04/96 →	219 / 298		FK023		→ 05/00				
Distribution 300.16T (4x2)	04/96 →	219 / 298		FK088		06/00 → Meritor D-Elsa 2 -brake				
Distribution 300.19D/T (4x2)	04/96 →	219 / 298		FK113		06/00 → Meritor D-Elsa 2 -brake				
Distribution 300.26D (6x2/2/4)	04/96 →	219 / 298		CVD529	ø 438 x 45 x 96					
Distribution 340.26D (6x2/2/4)	04/96 →	249 / 339		CVP013K 29030	[o] 249.6 x 118.4 x 28.2 Meritor D-3	06/00 →		RN1041S7100 19187	W 220 x iaL 183,8 x ø 414	
				CVP088K 29131	[o] 249.6 x 118.2 x 30.2 Meritor D-ELSA 2	D-Elsa 2 -brake		RN1041S7115 19187	W 220 x iaL 183,8 x ø 414	
				WIK507	L 365	2x Meritor D-3 -brake				
Distribution 370.18 (4x2)	08/00 →	266 / 362		WIK518	L 342	D-Elsa 2 -brake				
Distribution 370.18D (4x2)	08/00 →	266 / 362		FK088		D-Elsa 2 -brake				
Distribution 370.24D (6x2)	08/00 →	266 / 362		FK113		D-Elsa 2 -brake				
Distribution 370.26D (6x2/2/4)	08/00 →	266 / 362		CVD529	ø 438 x 45 x 96					
Distribution 420.18 (4x2)	08/00 →	303 / 412								
Distribution 420.18D (4x2)	08/00 →	303 / 412								
Route 300.16 (4x2)	09/96 →	219 / 298		CVP013K 29030	[o] 249.6 x 118.4 x 28.2 Meritor D-3	06/00 →		CVP088K 29131	[o] 249.6 x 118.2 x 30.2 Meritor D-ELSA 2	06/00 →
Route 300.18 (4x2)	09/96 →	219 / 298		CVP023K 29090	[o] 249.6 x 114.2 x 28.2 Meritor D-LISA	→ 05/00		WIK518	L 342	
Route 300.18T (4x2)	09/96 →	219 / 298								
Route 300.19 (4x2)	09/96 →	219 / 298								
Route 300.19T (4x2)	09/96 →	219 / 298								
Route 340.18 (4x2)	04/96 →	249 / 339								

R - S



kW / hp



RENAULT TRUCKS

RENAULT TRUCKS

Premium 04/96 →

Route 340.18T (4x2)	04/96 →	249 / 339		CVP088K 29131	[o] 249.6 x 118.2 x 30.2 Meritor D-ELSA 2	06/00 → Meritor D-Elsa 2 -brake		FK088		06/00 →
Route 340.19 (4x2)	04/96 →	249 / 339								
Route 340.19T (4x2)	04/96 →	249 / 339								
Route 340.24 (6x2)	04/96 →	249 / 339		WIK507	L 365	2x 06/00 → Meritor D-3 -brake		FK113		06/00 →
Route 340.26 (6x2)	04/96 →	249 / 339								
Route 385.18,400.18 (4x2)	04/96 →	280-288 / 381-392		WIK511	L 340	optional →-05/00		RN1041S7100 19187	W 220 x iaL 183,8 x ø 414	→-05/00
Route 385.18T,400.18T (4x2)	04/96 →	280-288 / 381-392		WIK516	L 250	2x →-05/00		RN1041S7115 19187	W 220 x iaL 183,8 x ø 414	→-05/00
Route 385.19,400.19 (4x2)	04/96 →	280-288 / 381-392								
Route 385.19T,400.19T (4x2)	04/96 →	280-288 / 381-392		WIK518	L 342	06/00 → Meritor D-Elsa 2 -brake		CVD529	ø 438 x 45 x 96	06/00 →
Route 385.24,400.24 (6x2)	04/96 →	280-288 / 381-392		WIK542	L 250	→-05/00				
Route 385.24T,400.24T (6x2)	09/96 →	280-288 / 381-392								
Route 385.26 (6x2/4)	04/96 →	280 / 381		FK023		→-05/00				
Route 385.26,400.26 (6x2)	04/96 →	280-288 / 381-392		FK088		06/00 → Meritor D-Elsa 2 -brake				
				FK113		06/00 → Meritor D-Elsa 2 -brake				
				CVD529	ø 438 x 45 x 96					
Route 320.18 (4x2)	08/00 →	230 / 313		CVP013K 29030	[o] 249.6 x 118.4 x 28.2 Meritor D-3			CVP088K 29131	[o] 249.6 x 118.2 x 30.2 Meritor D-ELSA 2	
Route 320.18 (4x2)	08/00 →	230 / 313								
Route 370.18 (4x2)	08/00 →	266 / 362		CVP088K 29131	[o] 249.6 x 118.2 x 30.2 Meritor D-ELSA 2	Meritor D-Elsa 2 -brake		WIK518	L 342	
Route 370.18 (4x2)	08/00 →	266 / 362								
Route 370.24 (6x2)	08/00 →	266 / 362		WIK507	L 365	2x Meritor D-3 -brake		FK088		
Route 370.26 (6x2)	08/00 →	266 / 362								
Route 420.18 (4x2)	08/00 →	303 / 412		WIK518	L 342	Meritor D-Elsa 2 -brake		FK113		
Route 420.18T (4x2)	08/00 →	303 / 412								
Route 420.24 (6x2)	08/00 →	303 / 412		FK088		Meritor D-Elsa 2 -brake		CVD529	ø 438 x 45 x 96	
Route 420.24 (6x2)	08/00 →	303 / 412								
Route 420.25 (6x2)	08/00 →	303 / 412		FK113		Meritor D-Elsa 2 -brake				
Route 420.26 (6x2)	08/00 →	303 / 412		CVD529	ø 438 x 45 x 96					

Premium 2 10/05 →

Distribution 240.18 D (4x2)	05/06 →	177 / 241		CVP101K 29174	[o] 249.6 x 106.9 x 29.2 Meritor ELSA 225-3			CVP095K 29177	[o] 210.6 x 99.6 x 29.2 Meritor VGT 195	lifting axle
Distribution 280.18 D (4x2)	10/05 →	206 / 280								
Distribution 280.26 (6x2/4)	10/05 →	206 / 280		WIK538	L 277 / 342			CVP101K 29174	[o] 249.6 x 106.9 x 29.2 Meritor ELSA 225-3	
Distribution 310.18 (4x2)	10/06 →	224 / 310								
Distribution 320.18 D (4x2)	10/05 →	235 / 320								
Distribution 320.26 (6x2)	10/05 →	235 / 320								
Distribution 340.18 (4x2)	10/06 →	247 / 340								
Distribution 340.26 (6x2)	10/06 →	247 / 340								
Distribution 370.18 D (4x2)	10/05 →	272 / 370								
Distribution 370.18 D (4x2)	10/05 →	272 / 370								
Distribution 370.26 (6x2)	10/05 →	272 / 370								
Distribution 380.19 (4x2)	10/06 →	280 / 381								
Distribution 380.26 (6x2)	10/06 →	280 / 381								
Distribution 410.18 D (4x2)	10/05 →	302 / 410								
Distribution 410.18 D (4x2)	10/05 →	302 / 410								
Distribution 430.19 (4x2)	10/06 →	316 / 430								
Distribution 450.18 D (4x2)	10/05 →	331 / 450								
Distribution 460.19 (4x2)	10/06 →	339 / 460								
Distribution 460.19 (4x2)	10/06 →	339 / 460								
Lander 270.18, Lander 270.19 (4x2)	10/06 →	194 / 264								
Lander 340.18, Lander 340.19 (4x2)	10/06 →	247 / 340								
Lander 340.26 (6x4)	10/06 →	247 / 340								
Lander 380.26 (6x2)	10/06 →	280 / 381								
Lander 380.26 (6x4)	10/06 →	280 / 381								
Lander 380.32 (8x4)	10/06 →	280 / 381								
Lander 430.18 (4x2)	10/06 →	316 / 430								
Lander 430.26 (6x4)	10/06 →	316 / 430								
Lander 430.26 (6x2)	10/06 →	316 / 430								
Lander 440.19 (4x2)	10/05 →	324 / 440								
Lander 460.26 (6x2)	10/06 →	339 / 460								
Lander 460.26 (6x4)	10/06 →	339 / 460								
Route 380.18 (4x2)	10/06 →	280 / 381								
Route 380.19 (4x2)	10/06 →	280 / 381								
Route 410.18 D (4x2)	10/05 →	302 / 410								
Route 410.24 (6x2)	10/05 →	302 / 411								
Route 410.26 (6x2)	10/05 →	302 / 411								
Route 430.18 (4x2)	10/06 →	316 / 430								
Route 430.19 (4x2)	10/06 →	316 / 430								
Route 430.26 (6x2)	10/06 →	316 / 430								
Route 450.18 (4x2)	10/05 →	331 / 450								
Route 450.18 D (4x2)	10/05 →	331 / 450								
Route 450.24 (6x2)	10/05 →	331 / 450								
Route 450.25 (6x2)	10/05 →	331 / 450								
Route 450.25 (6x2)	10/05 →	331 / 450								
Route 450.26 (6x2)	10/05 →	331 / 450								
Route 460.18 (4x2)	10/06 →	339 / 460								
Route 460.26 (6x2)	10/06 →	339 / 460								
Distribution 270.19 (4x2)	10/06 →	194 / 264		CVP101K 29174	[o] 249.6 x 106.9 x 29.2 Meritor ELSA 225-3			CVP095K 29177	[o] 210.6 x 99.6 x 29.2 Meritor VGT 195	lifting axle
Distribution 310.26 (6x2)	10/06 →	224 / 310								
Distribution 320.18 (4x2)	05/06 →	235 / 320								
Distribution 340.19 (4x2)	10/06 →	247 / 340		WIK538	L 277 / 342			CVP101K 29174	[o] 249.6 x 106.9 x 29.2 Meritor ELSA 225-3	
Distribution 380.18 (4x2)	10/06 →	280 / 381								
Distribution 410.26 (6x2)	10/05 →	302 / 410								
Distribution 430.18 (4x2)	10/06 →	316 / 430								
Distribution 430.26 (6x2)	10/06 →	316 / 430								



kW / hp



RENAULT TRUCKS

RENAULT TRUCKS

Premium 2 10/05 →

Lander 310.19 (4x2)	10/06 →	224 / 310	CVP101K 29174	[o] 249.6 x 106.9 x 29.2 Meritor ELSA 225-3		CVP095K 29177	[o] 210.6 x 99.6 x 29.2 Meritor VGT 195	lifting axle
Lander 310.26 (6x2)	10/06 →	224 / 310	WIK538	L 277 / 342		CVP101K 29174	[o] 249.6 x 106.9 x 29.2 Meritor ELSA 225-3	
Lander 310.26 (6x2)	10/06 →	224 / 310						
Lander 340.26 (6x2)	10/06 →	247 / 340	WIK538	L 277 / 342		CVP101K 29174	[o] 249.6 x 106.9 x 29.2 Meritor ELSA 225-3	lifting axle
Lander 380.19 (4x2)	10/06 →	280 / 381						
Lander 380.19 (4x2)	10/06 →	280 / 381	WIK538	L 277 / 342		CVP101K 29174	[o] 249.6 x 106.9 x 29.2 Meritor ELSA 225-3	lifting axle
Lander 430.18 (4x2)	10/06 →	316 / 430						
Lander 430.26 (6x4)	10/06 →	316 / 430	WIK538	L 277 / 342		CVP101K 29174	[o] 249.6 x 106.9 x 29.2 Meritor ELSA 225-3	lifting axle
Lander 430.32 (8x4)	10/06 →	316 / 430						
Lander 440.18 (4x2)	10/05 →	324 / 440	WIK538	L 277 / 342		CVP101K 29174	[o] 249.6 x 106.9 x 29.2 Meritor ELSA 225-3	lifting axle
Lander 440.26 (6x4)	10/05 →	324 / 440						
Lander 440.32 (8x4)	10/05 →	324 / 440	WIK538	L 277 / 342		CVP101K 29174	[o] 249.6 x 106.9 x 29.2 Meritor ELSA 225-3	lifting axle
Lander 460.18 (4x2)	10/06 →	339 / 460						
Lander 460.18 (4x2)	10/06 →	339 / 460	WIK538	L 277 / 342		CVP101K 29174	[o] 249.6 x 106.9 x 29.2 Meritor ELSA 225-3	lifting axle
Lander 460.26 (6x4)	10/06 →	339 / 460						
Lander 460.32 (8x4)	10/06 →	339 / 460	WIK538	L 277 / 342		CVP101K 29174	[o] 249.6 x 106.9 x 29.2 Meritor ELSA 225-3	lifting axle
Route 330.18 T (4x2)	10/05 →	243 / 330						
Route 380.26 (6x2)	10/06 →	280 / 381	WIK538	L 277 / 342		CVP101K 29174	[o] 249.6 x 106.9 x 29.2 Meritor ELSA 225-3	lifting axle
Route 410.18 (4x2)	10/05 →	302 / 410						
Route 410.25 (6x2)	10/05 →	302 / 410	WIK538	L 277 / 342		CVP101K 29174	[o] 249.6 x 106.9 x 29.2 Meritor ELSA 225-3	lifting axle
Route 410.25 (6x2)	10/05 →	302 / 411						
Route 430.26 (6x2)	10/06 →	316 / 430	WIK538	L 277 / 342		CVP101K 29174	[o] 249.6 x 106.9 x 29.2 Meritor ELSA 225-3	lifting axle
Route 460.18 (4x2)	10/06 →	339 / 460						
Route 460.26 (6x2)	10/06 →	339 / 460	WIK538	L 277 / 342		CVP101K 29174	[o] 249.6 x 106.9 x 29.2 Meritor ELSA 225-3	lifting axle
Route 460.26 (6x2)	10/06 →	339 / 460						

R - Bus 01/90 →

R 312	01/90 →		CVP011 29072	[+] 170 x 111 x 19.2		CVP011 29072	[+] 170 x 111 x 19.2	
			CVD539	ø 350 x 30 x 73		CVD539	ø 350 x 30 x 73	

R 10/80 → 10/91

312 (4x2)	01/87 →	187 / 254	CVP011 29072	[+] 170 x 111 x 19.2		CVP011 29072	[+] 170 x 111 x 19.2	
			CVD539	ø 350 x 30 x 73		CVD539	ø 350 x 30 x 73	
R 310.16 (4x2)	10/80 → 03/89	224-228 / 305-310	WIK508	L 580	2x	RN101S7100 19935	W 175 x iaL 183,8 x ø 414	01/85 →
R 310.17 (4x2)	10/80 → 03/89	224-228 / 305-310	RN1001S7100 19934	W 150 x iaL 183,8 x ø 414	01/85 →	RN101S7115 19935	W 175 x iaL 183,8 x ø 414	01/85 →
R 310.17/T (4x2)	10/80 → 03/89	224-228 / 305-310	RN1001S7115 19934	W 150 x iaL 183,8 x ø 414	01/85 →	RN101S7100 19935	W 175 x iaL 183,8 x ø 414	01/85 →
R 310.19 (4x2)	10/80 → 03/89	224-228 / 305-310	RN1001S7115 19934	W 150 x iaL 183,8 x ø 414	01/85 →			
R 310.19/T (4x2)	10/80 → 03/89	224-228 / 305-310	WIK508	L 580	2x	RN101S7100 19935	W 175 x iaL 183,8 x ø 414	01/85 →
R 310.22 (6x4)	10/80 → 03/89	224-228 / 305-310						
R 310.22 (6x2)	10/80 → 03/89	224-228 / 305-310	WIK530	L 580	2x	RN101S7115 19935	W 175 x iaL 183,8 x ø 414	01/85 →
R 310.22/T (6x4)	10/80 → 03/89	224-228 / 305-310						
R 370.16 (4x2)	10/83 → 07/85	268 / 364	WIK508	L 580	2x	RN101S7100 19935	W 175 x iaL 183,8 x ø 414	01/85 →
R 370.16/T (4x2)	10/83 → 07/85	268 / 364						
R 370.19/T (4x2)	10/83 → 07/85	268 / 365	WIK508	L 580	2x	RN101S7100 19935	W 175 x iaL 183,8 x ø 414	01/85 →
R 370.22/T (6x4)	10/83 → 07/85	268 / 364						
R 370.26/T (6x4)	10/83 → 07/85	268 / 365	WIK508	L 580	2x	RN101S7100 19935	W 175 x iaL 183,8 x ø 414	01/85 →
R 310.16/T (4x2)	10/80 → 03/89	224-228 / 305-310						
R 330.17 (4x2)	05/88 → 05/91	240-249 / 326-339	WIK508	L 580	2x	RN101S7100 19935	W 175 x iaL 183,8 x ø 414	01/85 →
R 330.17/T (4x2)	05/88 → 05/91	240-249 / 326-339	RN1001S7100 19934	W 150 x iaL 183,8 x ø 414	01/85 →	RN101S7115 19935	W 175 x iaL 183,8 x ø 414	01/85 →
R 330.19 (4x2)	05/88 → 05/91	240-249 / 326-339	RN1001S7115 19934	W 150 x iaL 183,8 x ø 414	01/85 →	RN101S7100 19935	W 175 x iaL 183,8 x ø 414	01/85 →
R 330.19/T (4x2)	05/88 → 05/91	240-249 / 326-339						
R 330.24 (6x2)	05/88 → 05/91	240-249 / 326-339	WIK508	L 580	2x	RN101S7100 19935	W 175 x iaL 183,8 x ø 414	01/85 →
R 340.17 (4x2)	03/86 → 01/90	259 / 352						
R 340.17/T (4x2)	03/86 → 01/90	259 / 352	WIK508	L 580	2x	RN101S7100 19935	W 175 x iaL 183,8 x ø 414	01/85 →
R 340.19 (4x2)	03/86 → 01/90	259 / 352						
R 340.19/T (4x2)	03/86 → 01/90	259 / 352	WIK508	L 580	2x	RN101S7100 19935	W 175 x iaL 183,8 x ø 414	01/85 →
R 340.24 (6x2)	03/86 → 01/90	259 / 352						
R 340.24 (6x4)	03/86 → 01/90	259 / 352	WIK508	L 580	2x	RN101S7100 19935	W 175 x iaL 183,8 x ø 414	01/85 →
R 365.17 (4x2)	10/87 → 05/90	275 / 374						
R 365.17/T (4x2)	10/87 → 05/90	275 / 374	WIK508	L 580	2x	RN101S7100 19935	W 175 x iaL 183,8 x ø 414	01/85 →
R 365.19 (4x2)	10/87 → 05/90	275 / 374						
R 365.19/T (4x2)	10/87 → 05/90	275 / 374	WIK508	L 580	2x	RN101S7100 19935	W 175 x iaL 183,8 x ø 414	01/85 →
R 365.24 (6x2)	10/87 → 05/90	275 / 374						
R 365.24 (6x4)	10/87 → 05/90	275 / 374	WIK508	L 580	2x	RN101S7100 19935	W 175 x iaL 183,8 x ø 414	01/85 →
R 390.16 (4x2)	07/85 → 03/89	286-296 / 389-403						
R 390.16/T (4x2)	07/85 → 03/89	286-296 / 389-403	WIK508	L 580	2x	RN101S7100 19935	W 175 x iaL 183,8 x ø 414	01/85 →
R 390.17 (4x2)	07/85 → 03/89	286-296 / 389-403						
R 390.17/T (4x2)	07/85 → 03/89	286-296 / 389-403	WIK508	L 580	2x	RN101S7100 19935	W 175 x iaL 183,8 x ø 414	01/85 →
R 390.19/T (4x2)	07/85 → 03/89	287 / 390						
R 390.22/T (6x4)	07/85 → 03/89	286-296 / 389-403	WIK508	L 580	2x	RN101S7100 19935	W 175 x iaL 183,8 x ø 414	01/85 →
R 390.22/T (6x4)	07/85 → 03/89	286-296 / 389-403						

R - S



kW / hp



RENAULT TRUCKS

RENAULT TRUCKS

R 10/80 → 10/91

R 390.24 (6x2)	07/85→03/89	286-296 / 389-403	WIK508	L 580	2x	RN1011S7100 19935	W 175 x iaL 183,8 x ø 414
R 390.24/T (6x4)	07/85→03/89	286-296 / 389-403	RN1001S7100 19934	W 150 x iaL 183,8 x ø 414		RN1011S7115 19935	W 175 x iaL 183,8 x ø 414
			RN1001S7115 19934	W 150 x iaL 183,8 x ø 414			
R 340ti.16/T (4x2)	01/90→05/91	249 / 339	CVP009 29043	[-] 204 x 96 x 24		RN1011S7100 19935	W 175 x iaL 183,8 x ø 414
R 340ti.17 (4x2)	01/90→05/91	249 / 339					
R 340ti.18 (4x2)	01/90→05/91	249 / 339					
R 340ti.18 (4x2)	01/90→05/91	249 / 339	WIK508	L 580	2x		
R 340ti.18 (4x2)	01/90→05/91	249 / 339				RN1011S7115 19935	W 175 x iaL 183,8 x ø 414
R 340ti.18/T (4x2)	01/90→05/91	249 / 339	WIK530		2x		
R 340ti.19 (4x2)	01/90→05/91	249 / 339					
R 340ti.19/T (4x2)	01/90→05/91	249 / 339					
R 340ti.24 (6x2)	01/90→05/91	249 / 339	RN1001S7100 19934	W 150 x iaL 183,8 x ø 414	optional		
R 340ti.26 (6x2)	01/90→05/91	249 / 339					
R 350.17 (4x2)	01/90→05/91	259 / 352	RN1001S7115 19934	W 150 x iaL 183,8 x ø 414	optional		
R 350.17/T (4x2)	01/90→05/91	259 / 352					
R 350.18 (4x2)	01/90→05/91	259 / 352					
R 350.18 (4x2)	01/90→05/91	259 / 352					
R 350.18 (4x2)	01/90→05/91	259 / 352					
R 350.18/T (4x2)	01/90→05/91	259 / 352					
R 350.19 (4x2)	01/90→05/91	259 / 352					
R 350.19/T (4x2)	01/90→05/91	259 / 352					
R 350.19/TB (4x2)	01/90→05/91	259 / 352					
R 350.24 (6x2)	01/90→05/91	259 / 352					
R 350.26 (6x2)	01/90→05/91	259 / 352					
R 360.19/T (4x2)	01/90→05/91	265 / 360					
R 360.26/T (6x2)	01/90→05/91	265 / 360					
R 380.17 (4x2)	01/90→05/91	275 / 374					
R 380.18 (4x2)	01/90→05/91	275 / 374					
R 380.18 (4x2)	01/90→05/91	275 / 374					
R 380.18 (4x2)	01/90→05/91	275 / 374					
R 380.18/T (4x2)	01/90→05/91	275 / 374					
R 380.19 (4x2)	01/90→05/91	275 / 374					
R 380.19/T (4x2)	01/90→05/91	275 / 374					
R 380.19/TB (4x2)	01/90→05/91	275 / 374					
R 380.22/T (6x2)	01/90→05/91	275 / 374					
R 380.24 (6x2)	01/90→05/91	275 / 374					
R 380.25 (6x4)	01/90→05/91	275 / 374					
R 380.25 (6x4)	01/90→05/91	275 / 374					
R 380.25/T (6x4)	01/90→05/91	275 / 374					
R 380.26 (6x2)	01/90→05/91	275 / 374					
R 380.26/T (6x4)	01/90→05/91	275 / 374					
R 420.17 (4x2)	10/88→10/91	302-310 / 411-422					
R 420.17/T (4x2)	10/88→10/91	302-310 / 411-422					
R 420.19 (4x2)	10/88→10/91	302-310 / 411-422					
R 420.19/T (4x2)	10/88→10/91	302-310 / 411-422					
R 420.24 (6x2)	10/88→10/91	302-310 / 411-422					
R 420.24/T (6x4)	10/88→10/91	302-310 / 411-422					
R 420.35/T (6x4)	10/88→10/91	302-310 / 411-422					
R 350.17 (4x2)	01/90→05/91	259 / 352	CVP009 29043	[-] 204 x 96 x 24		RN1011S7100 19935	W 175 x iaL 183,8 x ø 414
			WIK508	L 580	2x	RN1011S7115 19935	W 175 x iaL 183,8 x ø 414
			WIK530				
			RN1001S7100 19934	W 150 x iaL 183,8 x ø 414	optional		
			RN1001S7115 19934	W 150 x iaL 183,8 x ø 414	optional		

S - Series Midliner 01/83 → 12/86

S 100.09	01/83→	73 / 100	SA28292S7115 17827	W 120 x iaL 251,3 x ø 325		SA30312S7115 19620	W 150 x iaL 209,4 x ø 325
S 130.06	01/83→	96 / 130					
S 130.08	01/83→	96 / 130					
S 130.09	01/83→	96 / 130					
S 150.08	01/83→	110 / 150					
S 150.09	01/83→	110 / 150					
S 90.09	01/83→	66 / 90					
S 130.13	01/83→12/86	96 / 130	CVP006 29013	[+] 180 x 86 x 215			
S 130.14	01/83→12/86	96 / 130					
S 150.13	01/83→12/86	110 / 150	SA28292S7115 17827	W 120 x iaL 251,3 x ø 325	optional		
S 150.14	01/83→12/86	110 / 150	CVD509	ø 354 x 30 x 82			

Tracer 01/91 →

Tracer (4x2)	01/91→	185 / 252	RN1011S7100 19935	W 175 x iaL 183,8 x ø 414		RN1011S7100 19935	W 175 x iaL 183,8 x ø 414
			RN1011S7115 19935	W 175 x iaL 183,8 x ø 414		RN1011S7115 19935	W 175 x iaL 183,8 x ø 414



kW / hp

**ROCKWELL****ROCKWELL****310,0x190,0 (AC-Axle)** **L 9**

ø 6.35 x L 14.29

80x

311,0x177,8 **MQ342S7222**
19783

W 177.8 x iaL 148,3 x ø 311

**L 9**

ø 6.35 x L 14.29

96x

311,0x190,5 **RW9132S7340**
19604

W 190.5 x iaL 126,6 x ø 311

**L 10**

ø 6.35 x L 15.9

80x

350,0x200,0 **RW21221S7100**
19908

W 200 x iaL 151,4 x ø 350

**L 10**

ø 6.35 x L 15.9

80x

350,0x200,0 (B-Axle) **L 9**

ø 6.35 x L 14.29

80x

381,0x177,8 **CW412S7100**
19384

W 177.8 x iaL 189 x ø 381

**CW412S7141**
19384

W 177.8 x iaL 189,1 x ø 381

410,0x180,0 **RW2830311S7141**
19714

W 180 x iaL 195,5 x ø 410

**8 x 15**

ø 8 x L 15

05/96→

96x

410,0x200,0 **RW2912S7141**
19553

W 200 x iaL 183,7 x ø 410

→04/96

**RW2932331S7141**
19716

W 200 x iaL 195,5 x ø 410

05/96→

**8 x 15**

ø 8 x L 15

96x

419,0x177,8 **RW561S7222**
19036

W 177.8 x iaL 189,1 x ø 419

**IL66673S7329**
19037

W 177.8 x iaL 194,6 x ø 419

**L 10**

ø 6.35 x L 15.9

96x

419,0x178,0 Axle LM (Q+) **RW34351S7329**
19030

W 177.3 x iaL 189,7 x ø 419

**L 9**

ø 6.35 x L 14.29

96x

419,0x180,0 (Q-Axle) **L 9**

ø 6.35 x L 14.29

96x

419,0x203,2 **RW121S7329**
19365

W 203.2 x iaL 194,6 x ø 419

**RW123S7329**
19366

W 203.2 x iaL 189,1 x ø 419

**L 10**

ø 6.35 x L 15.9

96x

419,0x219,1 **FU452S7329**
19369

W 219.1 x iaL 196,6 x ø 419

**L 10**

ø 6.35 x L 15.9

96x

419,0x220,0 (Z-Axle) **L 9**

ø 6.35 x L 14.29

96x

D-DUCO LM/TA **CVP037K**
29277249.5 x 111.2 x 29.2
Meritor D-DUCO**DX 195 LM/TM** **CVP024K**
29124[c] 205.4 x 102 x 27
Meritor DX 195**CVP095K**
29177[c] 210.6 x 99.6 x 29.2
Meritor VGT 195

R - S



kW / hp

**ROCKWELL****ROCKWELL**

DX 195 LM/TM

CVD566

ø 378 x 45 x 150

ELSA-2 LM/TA

 CVP088K
29131[O] 249.6 x 118.2 x 30.2
Meritor D-ELSA 2**ROLFO****ROLFO**

300,0x200,0 (BPW)

 BC801S7340
19574

W 200 x iaL 145,4 x ø 300

420,0x180,0 (BPW)

 BC361S7340
19032

W 180 x iaL 203,7 x ø 420

SAE**SAE**

305,0x150,0 S 3315

L 10

ø 6.35 x L 15.9

48x

305,0x200,0 S 3320

 LZ231S7340
19762

W 200 x iaL 143,7 x ø 305

355,0x150,0 S 3515

 LZ451S7222
19912

W 150 x iaL 159,6 x ø 355

355,0x200,0 S 3520

 SJ26271S7340
19892

W 200 x iaL 160,0 x ø 355

419,0x177,8

 RW561S7222
19036

W 177.8 x iaL 189,1 x ø 419

419,0x203,2

 RW121S7329
19365

W 203.2 x iaL 194,6 x ø 419

420,0x160,0

 BC351S7340
19200

W 160 x iaL 203,7 x ø 420

420,0x200,0

 BC371S7340
19094

W 200 x iaL 203,7 x ø 420

SAF**SAF**

300,0x200,0

 SJ22231S7340
19515

W 200 x iaL 129,2 x ø 300

355,0x150,0

 LZ451S7222
19912

W 150 x iaL 159,6 x ø 355

8 x 18

ø 8 x L 18

80x

355,0x200,0

 SJ26271S7340
19892

W 200 x iaL 160,0 x ø 355

8 x 18

ø 8 x L 18

80x

367,0x180,0 SNK-Brake

 SJ32331S7340
19479

W 180 x iaL 179 x ø 367

367,0x200,0 SNK-Brake

 SJ34351S7340
19479

W 180 x iaL 170,2 x ø 367

400,0x100,0

8 x 18

ø 8 x L 18

64x

400,0x120,0

8 x 18

ø 8 x L 18

64x

400,0x80,0

8 x 18

ø 8 x L 18

40x

419,0x177,8

 RW561S7222
19036

W 177.8 x iaL 189,1 x ø 419



kW / hp



SAF

SAF

419,0x203,2						RW121S7329 19365	W 203.2 x iaL 194,6 x ø 419	
420,0x160,0						BC351S7340 19200	W 160 x iaL 203,7 x ø 420	
420,0x180,0 (SKRF 9042)						BC361S7340 19032	W 180 x iaL 203,7 x ø 420	
420,0x180,0 SNK-Brake (SKRS 9042)						SJ28291S7340 19283	W 180 x iaL 189,0 x ø 420	
420,0x200,0						BC371S7340 19094	W 200 x iaL 203,7 x ø 420	
420,0x200,0 SNK-Brake (SKRS 9042)						SJ3031S7340 19477	W 203 x iaL 189,0 x ø 420	
430,0x150,0						8 x 18	ø 8 x L 18	64x
HALDEX DB22LT						CVP113K 29175	247.5 x 105 x 30 Haldex DB22 LT	
SK 9019/11019 W Intradisc plus						CVP090K 29313	[c] 210.6 x 92.3 x 29.8 Wabco PAN 19-1	
						CVD611	ø 377 x 45 x 139.5	
						CVD644	ø 376 x 45 x 57.5	
SK 9019/11019K						CVP036K 29095	[c] 210.7 x 92.5 x 30 Knorr SB 6000	
						WIK533	L 365	
						CVD583	ø 377 x 45 x 157	
SK 9022/11222K						WIK526	L 682	
						CVD575	ø 430 x 45 x 160	
SK RB 9022 H						CVP089K 29143	[c] 247.6 x 105 x 30 Haldex DB 22	
						WIK529		
						CVD576	ø 430 x 45 x 130	
SK RB 9022K(I) (SK7)						CVP103K 29269	[c] 210.8 x 108 x 30 Knorr SK 7	Grey Cast Iron
SK RB 9022W(I)						CVP096K 29336	[c] 210.6 x 109.55 x 31.7 Wabco PAN 22-1	
						WIK546	L 750	
						CVD645	ø 430 x 45 x 48	
SK RS 9022/11222K (SK7)						CVP103K 29269	[c] 210.8 x 108 x 30 Knorr SK 7	Grey Cast Iron
SK RS 9022/11222W						CVP096K 29336	[c] 210.6 x 109.55 x 31.7 Wabco PAN 22-1	
						WIK546	L 750	
						CVD645	ø 430 x 45 x 48	
SK RZ 9022/11222K (SK7)						CVP103K 29269	[c] 210.8 x 108 x 30 Knorr SK 7	Grey Cast Iron
SK RZ 9022/11222W						CVP096K 29336	[c] 210.6 x 109.55 x 31.7 Wabco PAN 22-1	

R - S



kW / hp



SAF

SAF

SK RZ 9022/11222W

WIK546

L 750

CVD645

ø 430 x 45 x 48

SCANIA

SCANIA

2 - series 05/80 → 12/88

112 H/280 (6x4)	01/81 → 12/86	206 / 280	SV81S7100	W 178 x iaL 189,3 x ø 413	7" -brake	SV261S7100	W 127 x iaL 192,6 x ø 413	5" -brake
112 H/280 (4x2)	01/81 → 12/86	206 / 280	19075			SV261S7115	W 127 x iaL 192,6 x ø 413	5" -brake
112 H/280 (6x4)	01/81 → 12/86	206 / 280	SV81S7115	W 178 x iaL 189,3 x ø 413	7" -brake	SV261S7100	W 127 x iaL 192,6 x ø 413	5" -brake
112 H/280 (6x2)	01/81 → 12/86	206 / 280	19075			SV271S7100	W 203 x iaL 189,3 x ø 413	8" -brake
112 H/280 (6x2)	01/81 → 12/86	206 / 280	SV261S7100	W 127 x iaL 192,6 x ø 413	5" -brake	SV341S7100	W 254 x iaL 192,6 x ø 413	10" -brake
112 H/280 (4x2)	01/81 → 12/86	206 / 280	17161			SV341S7115	W 254 x iaL 192,6 x ø 413	10" -brake
112 H/280 (4x2)	01/81 → 12/86	206 / 280	SV261S7115	W 127 x iaL 192,6 x ø 413	5" -brake	19647		
112 H/280 (6x4)	01/81 → 12/86	206 / 280	17161					
112 H/305 (6x4)	01/81 → 12/86	224 / 305						
112 H/305 (6x2)	01/81 → 12/86	224 / 305						
112 H/305 (4x2)	01/81 → 12/86	224 / 305						
112 H/305 (4x2)	01/81 → 12/86	224 / 305						
112 H/305 (6x2)	01/81 → 12/86	224 / 305						
112 H/305 (4x2)	01/81 → 12/86	224 / 305						
112 H/305 (6x2)	01/81 → 12/86	224 / 305						
112 H/305 (6x4)	01/81 → 12/86	224 / 305						
112 H/305 (6x2)	01/81 → 12/86	224 / 305						
112 M/305 (4x2)	01/81 → 12/86	224-232 / 305-316						
112 M/305 (6x2)	01/81 → 12/86	224-232 / 305-316						
112 M/305 (4x2)	01/81 → 12/86	224-232 / 305-316						
112 M/305 (6x4)	01/81 → 12/86	224-232 / 305-316						
82 H/210 (4x2)	01/81 → 12/86	155 / 211						
82 H/210 (6x2)	01/81 → 12/86	155 / 211						
82 M/190 (4x2)	10/82 → 03/88	140 / 190						
82 M/210 (4x2)	01/81 → 12/86	155 / 211						
82 M/210 (6x4)	01/81 → 12/86	155 / 211						
82 M/210 (6x2)	01/81 → 12/86	155 / 211						
82 M/210 (4x2)	01/81 → 12/86	155 / 211						
92 H/245 (4x2)	01/85 → 12/86	180 / 245						
92 H/245 (4x2)	01/87 → 12/88	180 / 245						
92 H/275 (4x2)	01/85 → 12/86	202 / 275						
92 H/275 (4x2)	01/87 → 12/88	202 / 275						
92 M/245 (4x2)	01/85 → 12/86	180 / 245						
92 M/245 (4x2)	01/85 → 12/86	180 / 245						
92 M/245 (6x2)	01/85 → 12/86	180 / 245						
92 M/245 (6x2)	01/87 → 12/88	180 / 245						
92 M/245 (4x2)	01/87 → 12/88	180 / 245						
92 M/245 (4x2)	01/87 → 12/88	180 / 245						
92 M/275 (4x2)	01/85 → 12/86	202 / 275						
92 M/275 (6x2)	01/85 → 12/86	202 / 275						
92 M/275 (4x2)	01/85 → 03/88	202 / 275						
92 M/275 (6x2)	01/87 → 12/88	202 / 275						
92 M/275 (4x2)	01/87 → 12/88	202 / 275						
92 M/275 (4x2)	01/87 → 12/88	202 / 275						
R 142 E (6x4)	05/80 → 03/88	285-291 / 388-396						
R 142 H (6x4)	05/80 → 03/88	301-309 / 409-420						
R 142 H (6x2)	05/80 → 03/88	285-291 / 388-396						
R 142 H (4x2)	05/80 → 03/88	301-309 / 409-420						
R 142 H (4x2)	05/80 → 03/88	285-291 / 388-396						
R 142 H (4x2)	05/80 → 03/88	301-309 / 409-420						
R 142 H (6x2)	05/80 → 03/88	301-309 / 409-420						
R 142 H (4x2)	05/80 → 03/88	285-291 / 388-396						
R 142 H (6x4)	05/80 → 03/88	285-291 / 388-396						
R 142 H (6x4)	05/80 → 03/88	301-309 / 409-420						
R 142 H (6x4)	05/80 → 03/88	285-291 / 388-396						
R 142 H (6x2)	05/80 → 03/88	285-291 / 388-396						
R 142 H (6x2)	05/80 → 03/88	301-309 / 409-420						
R 142 H (6x2)	05/80 → 03/88	301-309 / 409-420						
R 142 M (6x2)	05/80 → 03/88	285-291 / 388-396						
R 142 M (4x2)	05/80 → 03/88	285-291 / 388-396						
R 142 M (6x2)	05/80 → 03/88	285-291 / 388-396						
R 142 M (4x2)	05/80 → 03/88	285-291 / 388-396						
T 142 E (6x4)	05/80 → 03/88	285-291 / 388-396						

Serie 2 05/80 → 12/88 → 2 - series, Page 192



















kW / hp



SCANIA

SCANIA

3 - series  01/88 → 12/96

113 E/320 (6x4)	11/91 → 12/96	235-239 / 320-325	 SV392S7100 17991	W 127 x iaL 235,0 x ø 412	5" -brake	 SV392S7100 17991	W 127 x iaL 235,0 x ø 412	5" -brake
113 E/320 (6x4)	11/91 → 12/96	235-239 / 320-325	 SV392S7115 17991	W 127 x iaL 235,0 x ø 412	5" -brake	 SV392S7115 17991	W 127 x iaL 235,0 x ø 412	5" -brake
113 E/320 (8x4/4)	11/91 → 12/96	235-239 / 320-325	 SV402S7100 19931	W 178 x iaL 235,0 x ø 413	7" -brake	 SV402S7100 19931	W 178 x iaL 235,0 x ø 413	7" -brake
113 E/320 (8x4/4)	11/91 → 12/96	235-239 / 320-325	 SV402S7115 19931	W 178 x iaL 235,0 x ø 413	7" -brake	 SV402S7115 19931	W 178 x iaL 235,0 x ø 413	7" -brake
113 E/360 (6x4)	01/90 → 12/96	265-267 / 360-363	 SV412S7100 19932	W 203 x iaL 235,0 x ø 413	8" -brake	 SV412S7100 19932	W 203 x iaL 235,0 x ø 413	8" -brake
113 E/360 (8x4/4)	01/90 → 12/96	265-267 / 360-363	 SV412S7115 19932	W 203 x iaL 235,0 x ø 413	8" -brake	 SV412S7115 19932	W 203 x iaL 235,0 x ø 413	8" -brake
113 E/380 (8x4/4)	01/91 → 12/96	280 / 381	 SV422S7100 19933	W 254 x iaL 235,0 x ø 413	10" -brake	 SV422S7100 19933	W 254 x iaL 235,0 x ø 413	10" -brake
113 E/380 (6x4)	01/91 → 12/96	280 / 381	 SV422S7115 19933	W 254 x iaL 235,0 x ø 413	10" -brake	 SV422S7115 19933	W 254 x iaL 235,0 x ø 413	10" -brake
113 H/310 (6x6)	05/88 → 12/89	228-229 / 310-311						
113 H/310 (6x4)	05/88 → 12/89	228-229 / 310-311						
113 H/310 (4x4)	05/88 → 12/89	228-229 / 310-311						
113 H/310 (6x4)	01/90 → 12/91	228-229 / 310-311						
113 H/310 (4x4)	01/90 → 12/91	228-229 / 310-311						
113 H/310 (6x6)	01/90 → 12/91	228-229 / 310-311						
113 H/320 (6x4)	05/88 → 12/89	239 / 325						
113 H/320 (6x2)	05/88 → 12/89	239 / 325						
113 H/320 (6x4)	05/88 → 12/89	239 / 325						
113 H/320 (6x2)	05/88 → 12/89	239 / 325						
113 H/320 (4x2)	05/88 → 12/89	239 / 325						
113 H/320 (4x2)	05/88 → 12/89	239 / 325						
113 H/320 (4x2)	05/88 → 12/89	239 / 325						
113 H/320 (4x2)	05/88 → 12/89	239 / 325						
113 H/320 (4x2)	01/90 → 12/96	235-239 / 320-325						
113 H/320 (6x2)	01/90 → 12/96	235-239 / 320-325						
113 H/320 (6x4)	01/90 → 12/96	235-239 / 320-325						
113 H/320 (8x2/4)	01/90 → 12/96	235-239 / 320-325						
113 H/320 (8x4/4)	01/90 → 12/96	235-239 / 320-325						
113 H/320 (6x4)	01/90 → 12/96	235-239 / 320-325						
113 H/320 (4x2)	01/90 → 12/96	235-239 / 320-325						
113 H/320 (6x2)	01/90 → 12/96	235-239 / 320-325						
113 H/320 (8x4/4)	01/90 → 12/96	235-239 / 320-325						
113 H/320 (6x6)	01/90 → 12/96	235-239 / 320-325						
113 H/320 (6x4)	01/90 → 12/96	235-239 / 320-325						
113 H/320 (6x4)	01/90 → 12/96	235-239 / 320-325						
113 H/320 (8x4/4)	01/90 → 12/96	235-239 / 320-325						
113 H/320 (4x4)	01/90 → 12/96	235-239 / 320-325						
113 H/360 (6x4)	05/88 → 12/89	267 / 363						
113 H/360 (6x4)	05/88 → 12/89	267 / 363						
113 H/360 (6x2)	05/88 → 12/89	267 / 363						
113 H/360 (4x2)	05/88 → 12/89	267 / 363						
113 H/360 (6x2)	05/88 → 12/89	267 / 363						
113 H/360 (4x2)	05/88 → 12/89	267 / 363						
113 H/360 (6x4)	01/89 → 12/89	267 / 363						
113 H/360 (6x6)	01/89 → 12/89	267 / 363						
113 H/360 (4x2)	01/90 → 12/96	265-267 / 360-363						
113 H/360 (8x2/4)	01/90 → 12/96	265-267 / 360-363						
113 H/360 (6x6)	01/90 → 12/96	265-267 / 360-363						
113 H/360 (8x4/4)	01/90 → 12/96	265-267 / 360-363						
113 H/360 (8x4/4)	01/90 → 12/96	265-267 / 360-363						
113 H/360 (4x2)	01/90 → 12/96	265-267 / 360-363						
113 H/360 (6x2/2/4)	01/90 → 12/96	265-267 / 360-363						
113 H/360 (6x4)	01/90 → 12/96	265-267 / 360-363						
113 H/360 (4x4)	01/90 → 12/96	265-267 / 360-363						
113 H/360 (8x4/4)	01/90 → 12/96	265-267 / 360-363						
113 H/360 (6x4)	01/90 → 12/96	265-267 / 360-363						
113 H/360 (6x4)	01/90 → 12/96	265-267 / 360-363						
113 H/360 (6x2)	01/90 → 12/96	265-267 / 360-363						
113 H/360 (6x4)	01/90 → 12/96	265-267 / 360-363						

R - S



kW / hp

**SCANIA****SCANIA****3 - series** **01/88→12/96**

113 H/380 (6x2)	01/91→12/96	280 / 381		SV392S7100	W 127 x iaL 235,0 x ø 412	5" -brake		SV392S7100	W 127 x iaL 235,0 x ø 412	5" -brake
113 H/380 (8x4/4)	01/91→12/96	280 / 381		17991				17991		
113 H/380 (4x2)	01/91→12/96	280 / 381		SV392S7115	W 127 x iaL 235,0 x ø 412	5" -brake		SV392S7115	W 127 x iaL 235,0 x ø 412	5" -brake
113 H/380 (6x2)	01/91→12/96	280 / 381		17991				17991		
113 H/380 (6x4)	01/91→12/96	280 / 381		SV402S7100	W 178 x iaL 235,0 x ø 413	7" -brake		SV402S7100	W 178 x iaL 235,0 x ø 413	7" -brake
113 H/380 (8x4/4)	01/91→12/96	280 / 381		19931				19931		
113 H/380 (6x4)	01/91→12/96	280 / 381		SV402S7115	W 178 x iaL 235,0 x ø 413	7" -brake		SV402S7115	W 178 x iaL 235,0 x ø 413	7" -brake
113 H/380 (4x2)	01/91→12/96	280 / 381		19931				19931		
113 H/380 (6x4)	01/91→12/96	280 / 381								
113 M/320 (4x2)	05/88→12/89	239 / 325						SV412S7100	W 203 x iaL 235,0 x ø 413	8" -brake
113 M/320 (4x2)	05/88→12/89	239 / 325						19932		
113 M/320 (6x2)	05/88→12/89	239 / 325						SV412S7115	W 203 x iaL 235,0 x ø 413	8" -brake
113 M/320 (6x2)	05/88→12/89	239 / 325						19932		
113 M/320 (8x4/4)	01/90→12/96	235-239 / 320-325						SV422S7100	W 254 x iaL 235,0 x ø 413	10" -brake
113 M/320 (6x2)	01/90→12/96	235-239 / 320-325						19933		
113 M/320 (4x2)	01/90→12/96	235-239 / 320-325						SV422S7115	W 254 x iaL 235,0 x ø 413	10" -brake
113 M/320 (6x2/2/4)	01/90→12/96	235-239 / 320-325						19933		
113 M/320 (6x4)	01/90→12/96	235-239 / 320-325								
113 M/320 (4x2)	01/90→12/96	235-239 / 320-325								
113 M/360 (4x2)	05/88→12/89	267 / 363								
113 M/360 (6x2)	05/88→12/89	267 / 363								
113 M/360 (6x2)	05/88→12/89	267 / 363								
113 M/360 (4x2)	05/88→12/89	267 / 363								
113 M/360 (6x2)	01/90→12/96	265-267 / 360-363								
113 M/360 (4x2)	01/90→12/96	265-267 / 360-363								
113 M/360 (4x2)	01/90→12/96	265-267 / 360-363								
113 M/360 (6x2)	01/90→12/96	265-267 / 360-363								
113 M/360 (8x4/4)	01/90→12/96	265-267 / 360-363								
113 M/380 (6x2)	01/91→12/96	280 / 381								
113 M/380 (4x2)	01/91→12/96	280 / 381								
113 M/380 (6x2/2/4)	01/91→12/96	280 / 381								
113 M/380 (4x2)	01/91→12/96	280 / 381								
113 M/400 (4x2)	01/92→12/96	295 / 401								
113 M/400 (6x2)	01/92→12/96	295 / 401								
113 M/400 (4x2)	01/93→12/96	295 / 401								
143 E/420 (6x4)	01/91→12/96	309 / 420								
143 E/420 (8x4/4)	01/91→12/96	309 / 420								
143 E/420 (6x4)	01/91→12/96	309 / 420								
143 E/420 (6x4)	01/91→12/96	309 / 420								
143 E/450 (6x4)	01/88→12/96	331-333 / 450-453								
143 E/450 (6x4)	01/88→12/96	331-333 / 450-453								
143 E/450 (8x4/4)	01/88→12/96	331-333 / 450-453								
143 E/450 (6x4)	01/88→12/96	331-333 / 450-453								
143 E/500 (6x4)	01/91→12/96	368 / 500								
143 E/500 (6x4)	01/91→12/96	368 / 500								
143 E/500 (8x4/4)	01/91→12/96	368 / 500								
143 E/500 (6x4)	01/91→12/96	368 / 500								
143 H/400 (4x2)	01/88→12/96	297 / 404								
143 H/400 (6x4)	01/88→12/96	297 / 404								
143 H/400 (4x2)	01/88→12/96	297 / 404								
143 H/400 (6x4)	01/88→12/96	297 / 404								
143 H/400 (6x2)	05/88→12/89	297 / 404								
143 H/400 (4x2)	05/88→12/89	297 / 404								
143 H/400 (6x4)	05/88→12/89	297 / 404								
143 H/400 (4x2)	05/88→12/89	297 / 404								
143 H/400 (6x4)	05/88→12/89	297 / 404								
143 H/400 (6x2)	01/90→12/91	297 / 404								
143 H/400 (6x2)	01/90→12/91	297 / 404								
143 H/420 (6x4)	01/91→12/93	309 / 420								
143 H/420 (6x2)	01/91→12/96	309 / 420								
143 H/420 (6x4)	01/91→12/96	309 / 420								
143 H/420 (4x2)	01/91→12/96	309 / 420								
143 H/420 (4x2)	01/91→12/96	309 / 420								
143 H/420 (6x2)	01/91→12/96	309 / 420								
143 H/420 (6x4)	01/91→12/96	309 / 420								
143 H/450 (6x4)	01/88→12/96	331-333 / 450-453								
143 H/450 (6x4)	05/88→12/89	331 / 450								
143 H/450 (6x2)	05/88→12/89	331 / 450								
143 H/450 (4x2)	05/88→12/89	331 / 450								
143 H/450 (6x4)	05/88→12/89	331 / 450								
143 H/450 (6x2)	05/88→12/89	331 / 450								
143 H/450 (4x2)	05/88→12/89	331 / 450								
143 H/450 (6x2)	01/90→12/96	331-333 / 450-453								
143 H/450 (6x4)	01/90→12/96	331-333 / 450-453								
143 H/450 (4x2)	01/90→12/96	331-333 / 450-453								
143 H/450 (6x2)	01/90→12/96	331-333 / 450-453								
143 H/450 (4x2)	01/90→12/96	331-333 / 450-453								
143 H/470 (4x2)	01/88→12/96	346 / 471								
143 H/470 (6x4)	01/88→12/96	346 / 471								

R-S









kW / hp



SCANIA

SCANIA

3 - series  01/88 → 12/96

143 H/470 (6x4)	01/88 → 12/96	346 / 471		SV392S7100 17991	W 127 x iaL 235,0 x ø 412	5" -brake		SV392S7100 17991	W 127 x iaL 235,0 x ø 412	5" -brake
143 H/470 (4x2)	03/88 → 12/89	346 / 471						SV392S7115 17991	W 127 x iaL 235,0 x ø 412	5" -brake
143 H/470 (6x4)	03/88 → 12/89	346 / 471		SV392S7115 17991	W 127 x iaL 235,0 x ø 412	5" -brake				
143 H/470 (6x2)	03/88 → 12/89	346 / 471						SV402S7100 19931	W 178 x iaL 235,0 x ø 413	7" -brake
143 H/470 (6x4)	03/88 → 12/89	346 / 471		SV402S7100 19931	W 178 x iaL 235,0 x ø 413	7" -brake				
143 H/470 (4x2)	01/90 → 05/91	346 / 471						SV402S7115 19931	W 178 x iaL 235,0 x ø 413	7" -brake
143 H/470 (6x2)	01/90 → 05/91	346 / 471								
143 H/500 (6x2)	01/91 → 12/96	368 / 500		SV402S7115 19931	 W 178 x iaL 235,0 x ø 413	7" -brake				
143 H/500 (6x2)	01/91 → 12/96	368 / 500								
143 H/500 (4x2)	01/91 → 12/96	368 / 500						SV412S7100 19932	W 203 x iaL 235,0 x ø 413	8" -brake
143 H/500 (6x4)	01/91 → 12/96	368 / 500								
143 H/500 (4x2)	01/91 → 12/96	368 / 500						SV412S7115 19932	W 203 x iaL 235,0 x ø 413	8" -brake
143 H/500 (6x4)	01/91 → 12/96	368 / 500								
143 M/420 (6x2)	01/91 → 12/96	309 / 420						SV422S7100 19933	W 254 x iaL 235,0 x ø 413	10" -brake
143 M/420 (4x2)	01/91 → 12/96	309 / 420								
143 M/420 (4x2)	01/91 → 12/96	309 / 420						SV422S7115 19933	W 254 x iaL 235,0 x ø 413	10" -brake
143 M/420 (6x2/2/4)	01/91 → 12/96	309 / 420								
143 M/450 (4x2)	05/88 → 12/89	331 / 450								
143 M/450 (6x2)	05/88 → 12/89	331 / 450								
143 M/450 (4x2)	05/88 → 12/89	331 / 450								
143 M/450 (6x2)	05/88 → 12/89	331 / 450								
143 M/450 (4x2)	01/90 → 12/96	331-333 / 450-453								
143 M/450 (4x2)	01/90 → 12/96	331-333 / 450-453								
143 M/450 (6x2/2/4)	01/90 → 12/96	331-333 / 450-453								
143 M/450 (6x2)	01/90 → 12/96	331-333 / 450-453								
143 M/470 (4x2)	01/88 → 12/96	346 / 471								
143 M/470 (4x2)	01/88 → 12/96	346 / 471								
143 M/470 (4x2)	03/88 → 12/89	346 / 471								
143 M/470 (4x2)	03/88 → 12/89	346 / 471								
143 M/470 (4x2)	03/88 → 12/89	346 / 471								
143 M/470 (6x2)	03/88 → 12/89	346 / 471								
143 M/470 (6x2)	03/88 → 12/89	346 / 471								
143 M/470 (6x2)	03/88 → 12/89	346 / 471								
143 M/470 (6x2)	01/90 → 05/91	346 / 471								
143 M/470 (6x2)	01/90 → 05/91	346 / 471								
143 M/500 (6x2)	01/91 → 12/96	368 / 500								
143 M/500 (6x2)	01/91 → 12/96	368 / 500								
143 M/500 (6x2/2/4)	01/91 → 12/96	368 / 500								
143 M/500 (4x2)	01/91 → 12/96	368 / 500								
143 M/500 (4x2)	01/91 → 12/96	368 / 500								
93 H/220 (4x2)	12/91 → 12/96	162 / 220								
93 H/250 (4x4)	03/88 → 12/89	185 / 252								
93 H/250 (6x4)	01/89 → 12/89	185 / 252								
93 H/250 (6x4)	01/90 → 12/96	185 / 252								
93 H/250 (6x4)	01/90 → 12/96	185 / 252								
93 H/250 (4x2)	01/90 → 12/96	185 / 252								
93 H/250 (6x4)	01/90 → 12/96	185 / 252								
93 H/250 (6x4)	01/90 → 12/96	185 / 252								
93 H/250 (4x4)	01/90 → 12/96	185 / 252								
93 H/280 (4x2)	12/91 → 12/96	207-208 / 282-283								
93 H/280 (6x4)	12/91 → 12/96	207-208 / 282-283								
93 H/280 (6x4)	12/91 → 12/96	207-208 / 282-283								
93 H/280 (6x4)	12/91 → 12/96	207-208 / 282-283								
93 H/280 (6x4)	12/91 → 12/96	207-208 / 282-283								
93 M/210 (4x2)	03/88 → 12/91	155 / 211								
93 M/220 (4x2)	12/91 → 12/96	162 / 220								
93 M/220 (6x2/2/4)	12/91 → 12/96	162 / 220								
93 M/220 (4x2)	12/91 → 12/96	162 / 220								
93 M/230 (6x2)	03/88 → 12/89	167 / 227								
93 M/230 (4x2)	03/88 → 12/89	167 / 227								
93 M/230 (4x2)	03/88 → 12/89	167 / 227								
93 M/230 (6x2)	01/90 → 12/91	167 / 227								
93 M/230 (4x2)	01/90 → 12/91	167 / 227								
93 M/230 (4x2)	01/90 → 12/91	167 / 227								
93 M/250 (6x2/2/4)	03/88 → 12/89	185 / 252								
93 M/250 (4x2)	03/88 → 12/89	185 / 252								
93 M/250 (4x2)	03/88 → 12/89	185 / 252								
93 M/250 (6x4)	01/90 → 12/96	185 / 252								
93 M/250 (4x4)	01/90 → 12/96	185 / 252								
93 M/250 (4x2)	01/90 → 12/96	185 / 252								
93 M/250 (4x2)	01/90 → 12/96	185 / 252								
93 M/250 (6x2/2/4)	01/90 → 12/96	185 / 252								
93 M/250 (6x4)	01/90 → 12/96	185 / 252								
93 M/250 (6x4)	10/90 → 12/96	185 / 252								
93 M/280 (4x2)	03/88 → 12/89	207 / 282								
93 M/280 (4x2)	03/88 → 12/89	207 / 282								
93 M/280 (6x2)	03/88 → 12/89	207 / 282								
93 M/280 (4x2)	01/90 → 12/96	207-208 / 282-283								
93 M/280 (6x4)	01/90 → 12/96	207-208 / 282-283								
93 M/280 (4x2)	01/90 → 12/96	207-208 / 282-283								
93 M/280 (6x2/2/4)	01/90 → 12/96	207-208 / 282-283								
93 M/280 (6x4)	01/90 → 12/96	207-208 / 282-283								
93 M/280 (6x4)	01/90 → 12/96	207-208 / 282-283								
T 113 E/320 (6x4)	01/90 → 12/96	235-239 / 320-325								
T 113 E/320 (6x4)	01/90 → 12/96	235-239 / 320-325								
T 113 E/360 (6x4)	01/90 → 12/96	266-267 / 362-363								

R - S



kW / hp



SCANIA

SCANIA

3 - series 01/88 → 12/96

T 113 E/360 (6x4)	01/90 → 12/96	266-267 / 362-363		SV392S7100 17991	W 127 x iaL 235,0 x ø 412	5" -brake		SV392S7100 17991	W 127 x iaL 235,0 x ø 412	5" -brake
T 113 H/320 (4x2)	01/90 → 12/96	235-239 / 320-325		SV392S7115 17991	W 127 x iaL 235,0 x ø 412	5" -brake		SV392S7115 17991	W 127 x iaL 235,0 x ø 412	5" -brake
T 113 H/320 (6x2)	01/90 → 12/96	235-239 / 320-325		SV402S7100 19931	W 178 x iaL 235,0 x ø 413	7" -brake		SV402S7100 19931	W 178 x iaL 235,0 x ø 413	7" -brake
T 113 H/320 (6x2)	01/90 → 12/96	235-239 / 320-325		SV402S7115 19931	W 178 x iaL 235,0 x ø 413	7" -brake		SV402S7115 19931	W 178 x iaL 235,0 x ø 413	7" -brake
T 113 H/320 (6x4)	01/90 → 12/96	235-239 / 320-325		SV412S7100 19932	W 203 x iaL 235,0 x ø 413	8" -brake		SV412S7100 19932	W 203 x iaL 235,0 x ø 413	8" -brake
T 113 H/320 (6x4)	01/90 → 12/96	235-239 / 320-325		SV412S7115 19932	W 203 x iaL 235,0 x ø 413	8" -brake		SV412S7115 19932	W 203 x iaL 235,0 x ø 413	8" -brake
T 113 H/360 (6x4)	01/90 → 12/96	266-267 / 362-363		SV422S7100 19933	W 254 x iaL 235,0 x ø 413	10" -brake		SV422S7100 19933	W 254 x iaL 235,0 x ø 413	10" -brake
T 113 H/360 (6x4)	01/90 → 12/96	266-267 / 362-363		SV422S7115 19933	W 254 x iaL 235,0 x ø 413	10" -brake		SV422S7115 19933	W 254 x iaL 235,0 x ø 413	10" -brake
T 113 H/360 (6x2)	01/90 → 12/96	266-267 / 362-363								
T 113 H/360 (6x4)	01/90 → 12/96	266-267 / 362-363								
T 143 E/420 (6x4)	01/91 → 12/96	309 / 420								
T 143 E/450 (6x4)	01/88 → 12/96	331-333 / 450-453								
T 143 E/500 (6x4)	01/91 → 12/96	368 / 500								
T 143 H/420 (4x2)	01/91 → 12/96	309 / 420								
T 143 H/420 (6x2)	01/91 → 12/96	309 / 420								
T 143 H/420 (6x2)	01/91 → 12/96	309 / 420								
T 143 H/420 (4x2)	01/91 → 12/96	309 / 420								
T 143 H/450 (6x2)	01/90 → 12/96	331-333 / 450-453								
T 143 H/450 (4x2)	01/90 → 12/96	331-333 / 450-453								
T 143 H/500 (6x2)	01/91 → 12/96	368 / 500								
T 143 H/500 (4x2)	01/91 → 12/96	368 / 500								
T 93 H/250 (6x4)	01/90 → 12/96	185 / 252								
T 93 H/250 (4x2)	01/90 → 12/96	185 / 252								
T 93 H/250 (6x4)	01/90 → 12/96	185 / 252								
T 93 H/280 (4x2)	12/91 → 12/96	207-208 / 282-283								
T 93 H/280 (6x4)	12/91 → 12/96	207-208 / 282-283								
T 93 H/280 (6x4)	12/91 → 12/96	207-208 / 282-283								

Serie 3 01/88 → 12/96 → 3 - series, Page 193

Bus Serie 3 01/90 → → 3 - series bus, Page 196

3 - series bus 01/90 →

K 113 (4x2)	11/90 →	228 / 310		SV392S7100 17991	W 127 x iaL 235,0 x ø 412	5" -brake		SV392S7100 17991	W 127 x iaL 235,0 x ø 412	5" -brake
K 113 CLB (4x2)	07/90 → 12/96	280 / 381		SV392S7115 17991	W 127 x iaL 235,0 x ø 412	5" -brake		SV392S7115 17991	W 127 x iaL 235,0 x ø 412	5" -brake
K 113 CLB (4x2)	01/91 → 12/97	305 / 415		SV402S7100 19931	W 178 x iaL 235,0 x ø 413	7" -brake		SV402S7100 19931	W 178 x iaL 235,0 x ø 413	7" -brake
K 93 CL (4x2)	01/91 → 12/96	208 / 283		SV402S7113 19931	W 178 x iaL 235,0 x ø 413	7" -brake		SV402S7113 19931	W 178 x iaL 235,0 x ø 413	7" -brake
L 113 CLB (4x2)	01/90 → 12/96	228 / 310		SV402S7115 19931	W 178 x iaL 235,0 x ø 413	7" -brake		SV402S7115 19931	W 178 x iaL 235,0 x ø 413	7" -brake
L 113 CLB (4x2)	11/93 → 12/96	191 / 260						SV412S7100 19932	W 203 x iaL 235,0 x ø 413	8" -brake
								SV412S7113 19932	W 203 x iaL 235,0 x ø 413	8" -brake
								SV412S7115 19932	W 203 x iaL 235,0 x ø 413	8" -brake
								SV422S7100 19933	W 254 x iaL 235,0 x ø 413	10" -brake
								SV422S7113 19933	W 254 x iaL 235,0 x ø 413	10" -brake
								SV422S7115 19933	W 254 x iaL 235,0 x ø 413	10" -brake





4 - series 05/95 →

114 C/330 (6x4)	05/96 →	237 / 322		CVP105K 29201	[o] 247.7 x 109.7 x 30 Knorr SB 7000			CVP105K 29201	[o] 247.7 x 109.7 x 30 Knorr SB 7000	
114 C/340 (6x4)	05/96 →	250 / 340		WIK515	L 282	2x		WIK515	L 282	2x
114 C/340 (8x4/4)	05/96 →	250 / 340		SV402S7100 19931	W 178 x iaL 235,0 x ø 413	7" -brake		SV392S7100 17991	W 127 x iaL 235,0 x ø 412	5" -brake
114 C/340 (4x4)	05/96 →	250 / 340		SV402S7115 19931	W 178 x iaL 235,0 x ø 413	7" -brake		SV392S7115 17991	W 127 x iaL 235,0 x ø 412	5" -brake
114 C/340 (6x4)	05/96 →	250 / 340		SV412S7100 19932	W 203 x iaL 235,0 x ø 413	8" -brake		SV412S7100 19932	W 203 x iaL 235,0 x ø 413	8" -brake
114 C/340 (8x4)	05/96 →	250 / 340		SV412S7115 19932	W 203 x iaL 235,0 x ø 413	8" -brake		SV412S7115 19932	W 203 x iaL 235,0 x ø 413	8" -brake
114 C/340 (6x4)	05/96 →	250 / 340								
114 C/340 (4x4)	05/96 →	250 / 340								
114 C/340 (6x6)	05/96 →	250 / 340								
114 C/340 (8x4)	05/96 →	250 / 340								
114 C/340 (4x2)	05/96 →	250 / 340								
114 C/340 (6x4)	05/96 →	250 / 340								
114 C/340 (8x4)	05/96 →	250 / 340								
114 C/340 (4x2)	05/96 →	250 / 340								
114 C/340 (6x6)	05/96 →	250 / 340								
114 C/340 (8x4)	05/96 →	250 / 340								
114 C/340 (4x2)	05/96 →	250 / 340								



kW / hp

**SCANIA****SCANIA****4 - series**  **05/95** →

114 C/340 (8x4)	05/96 →	250 / 340		CVD553	ø 430 x 45 x 131			SV422S7100 19933	W 254 x iaL 235,0 x ø 413	10" -brake
114 C/340 (8x4)	05/96 →	250 / 340								
114 C/340 (8x4)	05/96 →	250 / 340						SV422S7115 19933	W 254 x iaL 235,0 x ø 413	10" -brake
114 C/340 (4x4)	05/96 →	250 / 340						CVD553	ø 430 x 45 x 131	
114 C/340 (4x4)	03/98 →	250 / 340								
114 C/340 (8x4/4)	03/98 →	250 / 340								
114 C/340 (4x2)	03/98 →	250 / 340								
114 C/340 (6x4)	03/98 →	250 / 340								
114 C/340 (4x2)	03/98 →	250 / 340								
114 C/340 (4x2)	03/98 →	250 / 340								
114 C/340 (6x4)	03/98 →	250 / 340								
114 C/340 (6x4)	03/98 →	250 / 340								
114 C/340 (6x6)	03/98 →	250 / 340								
114 C/380 (6x6)	03/98 →	280 / 381								
114 C/380 (6x4)	03/98 →	279-280 / 379-381								
114 C/380 (8x4/4)	03/98 →	280 / 381								
114 C/380 (8x4)	03/98 →	279-280 / 379-381								
114 C/380 (6x4)	03/98 →	280 / 381								
114 C/380 (4x4)	03/98 →	280 / 381								
114 C/380 (6x4)	03/98 →	280 / 381								
114 C/380 (8x4)	03/98 →	279-280 / 380-381								
114 C/380 (4x2)	03/98 →	280 / 381								
114 C/380 (4x4)	03/98 →	279-280 / 379-381								
114 C/380 (8x4)	03/98 →	280 / 380								
114 C/380 (6x6)	03/98 →	279-280 / 379-381								
114 C/380 (6x4)	03/98 →	280 / 381								
114 C/380 (4x2)	03/98 →	280 / 381								
114 C/380 (4x4)	03/98 →	279-280 / 379-381								
114 C/380 (4x2)	03/98 →	280 / 381								
114 G/340 (8x4)	05/96 →	250 / 340								
114 G/340 (6x2/4)	05/96 →	250 / 340								
114 G/340 (8x4)	05/96 →	250 / 340								
114 G/340 (8x4/4)	05/96 →	250 / 340								
114 G/340 (6x2/4)	05/96 →	250 / 340								
114 G/340 (4x2)	05/96 →	250 / 340								
114 G/340 (6x2/2/4)	05/96 →	250 / 340								
114 G/340 (8x2)	05/96 →	250 / 340								
114 G/340 (6x4)	05/96 →	250 / 340								
114 G/340 (6x2)	05/96 →	250 / 340								
114 G/340 (8x2/6)	05/96 →	250 / 340								
114 G/340 (6x2)	05/96 →	250 / 340								
114 G/340 (8x2)	05/96 →	250 / 340								
114 G/340 (8x2/4/6)	05/96 →	250 / 340								
114 G/340 (4x2)	05/96 →	250 / 340								
114 G/340 (6x2)	05/96 →	250 / 340								
114 G/340 (6x4)	05/96 →	250 / 340								
114 G/340 (8x2/6)	05/96 →	250 / 340								
114 G/340 (6x4)	03/98 →	250 / 340								
114 G/340 (6x2/2/4)	03/98 →	250 / 340								
114 G/340 (4x2)	03/98 →	250 / 340								
114 G/340 (8x2/4/6)	03/98 →	250 / 340								
114 G/340 (8x4/4)	03/98 →	250 / 340								
114 G/340 (6x2)	03/98 →	250 / 340								
114 G/340 (6x4)	03/98 →	250 / 340								
114 G/340 (4x2)	03/98 →	250 / 340								
114 G/380 (8x4)	03/98 →	279-280 / 379-381								
114 G/380 (6x2)	03/98 →	279-280 / 379-381								
114 G/380 (6x2)	03/98 →	280 / 381								
114 G/380 (6x2/4)	03/98 →	279-280 / 380-381								
114 G/380 (8x2/4/6)	03/98 →	280 / 381								
114 G/380 (4x2)	03/98 →	280 / 381								
114 G/380 (8x2)	03/98 →	279-280 / 379-381								
114 G/380 (6x2/2/4)	03/98 →	280 / 381								
114 G/380 (6x4)	03/98 →	280 / 381								
114 G/380 (8x2/6)	03/98 →	279-280 / 379-381								
114 G/380 (8x4/4)	03/98 →	280 / 381								
114 G/380 (6x4)	03/98 →	280 / 381								
114 G/380 (4x2)	03/98 →	280 / 381								
114 L/340 (4x2)	05/96 →	250 / 340								
114 L/340 (6x2/2/4)	05/96 →	250 / 340								
114 L/340 (6x2)	05/96 →	250 / 340								
114 L/340 (6x2)	05/96 →	250 / 340								
114 L/340 (6x2)	05/96 →	250 / 340								
114 L/340 (6x2/4)	05/96 →	250 / 340								
114 L/340 (6x4)	05/96 →	250 / 340								
114 L/340 (6x2)	05/96 →	250 / 340								
114 L/340 (6x2/2/4)	05/96 →	250 / 340								
114 L/340 (4x2)	05/96 →	250 / 340								
114 L/340 (6x2/4)	05/96 →	250 / 340								
114 L/340 (6x4)	05/96 →	250 / 340								
114 L/340 (6x2)	05/96 →	250 / 340								
114 L/340 (6x2/2/4)	05/96 →	250 / 340								
114 L/340 (4x2)	05/96 →	250 / 340								
114 L/340 (6x2/4)	05/96 →	250 / 340								
114 L/340 (6x2/2/4)	03/98 →	250 / 340								
114 L/340 (4x2)	03/98 →	250 / 340								
114 L/340 (6x4)	03/98 →	250 / 340								
114 L/340 (4x2)	03/98 →	250 / 340								
114 L/340 (6x2/4)	03/98 →	250 / 340								
114 L/380 (6x2)	03/98 →	279-280 / 379-381								
114 L/380 (6x4)	03/98 →	280 / 381								
114 L/380 (4x2)	03/98 →	280 / 381								
114 L/380 (6x2/4)	03/98 →	280 / 381								

R - S



kW / hp

**SCANIA****SCANIA****4 - series**  **05/95** →

114 L/380 (6x2)	03/98→	279-280 / 380-381
114 L/380 (4x2)	03/98→	280 / 381
114 L/380 (6x2/4)	03/98→	279-280 / 379-381
114 L/380 (6x2/2/4)	03/98→	280 / 381
124 G/420 (4x2)	05/96→	309 / 420
124 C/360 (8x4)	05/96→	265 / 360
124 C/360 (6x6)	05/96→	265 / 360
124 C/360 (8x4)	05/96→	265 / 360
124 C/360 (6x4)	05/96→	265 / 360
124 C/360 (6x6)	09/96→	265 / 360
124 C/360 (4x4)	09/96→	265 / 360
124 C/360 (8x4/4)	09/96→	265 / 360
124 C/360 (6x4)	09/96→	265 / 360
124 C/360 (6x4)	09/96→	265 / 360
124 C/360 (6x4)	09/96→	265 / 360
124 C/360 (4x2)	09/96→	265 / 360
124 C/360 (4x2)	09/96→	265 / 360
124 C/360 (4x2)	09/96→	265 / 360
124 C/400 (8x4/4)	09/96→	294 / 400
124 C/400 (6x4)	09/96→	294 / 400
124 C/400 (6x6)	09/96→	294 / 400
124 C/400 (4x2)	09/96→	294 / 400
124 C/400 (6x4)	09/96→	294 / 400
124 C/400 (6x4)	09/96→	294 / 400
124 C/400 (4x4)	09/96→	294 / 400
124 C/400 (4x4)	09/96→	294 / 400
124 C/400 (4x2)	09/96→	294 / 400
124 C/400 (4x2)	09/96→	294 / 400
124 C/420 (6x6)	05/96→	309 / 420
124 C/420 (8x4)	05/96→	309 / 420
124 C/420 (4x2)	05/96→	309 / 420
124 C/420 (6x4)	05/96→	309 / 420
124 C/420 (4x4)	05/96→	309 / 420
124 C/420 (4x4)	05/96→	309 / 420
124 C/420 (4x2)	05/96→	309 / 420
124 C/420 (8x4)	05/96→	309 / 420
124 C/420 (6x4)	05/96→	309 / 420
124 C/470 (8x4)	01/00→	345-346 / 469-471
124 C/470 (6x4)	01/00→	345-346 / 469-471
124 G/360 (8x2/4/6)	05/96→	265 / 360
124 G/360 (6x4)	05/96→	265 / 360
124 G/360 (6x4)	05/96→	265 / 360
124 G/360 (6x2)	05/96→	265 / 360
124 G/360 (4x2)	05/96→	265 / 360
124 G/360 (6x2/2/4)	05/96→	265 / 360
124 G/360 (4x2)	05/96→	265 / 360
124 G/360 (8x4/4)	05/96→	265 / 360
124 G/400 (4x2)	05/96→	294 / 400
124 G/400 (4x2)	05/96→	294 / 400
124 G/400 (8x2/4/6)	05/96→	294 / 400
124 G/400 (8x4/4)	05/96→	294 / 400
124 G/400 (6x2)	05/96→	294 / 400
124 G/400 (6x4)	05/96→	294 / 400
124 G/400 (6x4)	05/96→	294 / 400
124 G/400 (6x2/2/4)	05/96→	294 / 400
124 G/420 (8x2)	05/96→	309 / 420
124 G/420 (6x4)	05/96→	309 / 420
124 G/420 (4x2)	05/96→	309 / 420
124 G/420 (6x4)	05/96→	309 / 420
124 G/420 (8x4)	05/96→	309 / 420
124 G/420 (6x2/4)	05/96→	309 / 420
124 G/420 (6x2)	05/96→	309 / 420
124 G/420 (8x2/6)	05/96→	309 / 420
124 G/470 (6x4)	01/00→	345-346 / 469-471
124 G/470 (8x4)	01/00→	345-346 / 469-471
124 L/360 (6x4)	09/96→	265 / 360
124 L/360 (6x2/2/4)	09/96→	265 / 360
124 L/360 (4x2)	09/96→	265 / 360
124 L/360 (6x4)	09/96→	265 / 360
124 L/360 (6x2/2/4)	09/96→	265 / 360
124 L/360 (4x2)	09/96→	265 / 360
124 L/400 (6x4)	09/96→	294 / 400
124 L/400 (4x2)	09/96→	294 / 400
124 L/400 (4x2)	09/96→	294 / 400
124 L/400 (6x2/2/4)	09/96→	294 / 400
124 L/400 (6x4)	09/96→	294 / 400
124 L/400 (6x2/2/4)	09/96→	294 / 400
124 L/420 (6x2/4)	05/96→	309 / 420
124 L/420 (6x2)	05/96→	309 / 420
124 L/420 (6x2/4)	05/96→	308-309 / 419-420
124 L/420 (6x2)	05/96→	309 / 420
124 L/420 (4x2)	09/97→	309 / 420
124 L/420 (6x2/2/4)	09/97→	309 / 420
124 L/420 (6x2/2/4)	09/97→	308-309 / 420-420
124 L/420 (6x4)	09/97→	309 / 420
124 L/420 (4x2)	09/97→	309 / 420
124 L/420 (6x4)	09/97→	309 / 420
124 L/440 (6x2/2/4)	01/01→	324 / 440
124 L/440 (4x2)	01/01→	324 / 440
124 L/440 (4x2)	01/01→	324 / 440
124 L/440 (6x2/2/4)	01/01→	324 / 440
124 L/470 (6x2/4)	01/00→	345-346 / 469-471

R-S



kW / hp

**SCANIA****SCANIA****4 - series  05/95 →**

124 L/470 (6x2)	01/00 →	345-346 / 469-471
124 L/470 (6x2/2/4)	01/01 →	345 / 470
124 L/470 (6x2/2/4)	01/01 →	345 / 470
124 L/470 (4x2)	01/01 →	345 / 470
124 L/470 (4x2)	01/01 →	345 / 470
144 C/460 (6x4)	09/96 →	338 / 460
144 C/460 (4x2)	09/96 →	338 / 460
144 C/460 (4x2)	09/96 →	338 / 460
144 C/460 (6x4)	09/96 →	338 / 460
144 C/460 (6x4)	09/96 →	338 / 460
144 C/460 (8x4/4)	09/96 →	338 / 460
144 C/530 (8x4/4)	09/96 →	390 / 530
144 C/530 (6x4)	09/96 →	390 / 530
144 C/530 (4x2)	09/96 →	390 / 530
144 C/530 (6x4)	09/96 →	390 / 530
144 C/530 (6x4)	09/96 →	390 / 530
144 C/530 (4x2)	09/96 →	390 / 530
144 G/460 (6x4)	04/96 →	338 / 460
144 G/460 (4x2)	04/96 →	338 / 460
144 G/460 (4x2)	04/96 →	338 / 460
144 G/460 (6x2)	04/96 →	338 / 460
144 G/460 (6x2)	04/96 →	338 / 460
144 G/460 (6x4)	04/96 →	338 / 460
144 G/460 (8x2/4/6)	04/96 →	338 / 460
144 G/460 (8x4/4)	04/96 →	338 / 460
144 G/530 (4x2)	04/96 →	390 / 530
144 G/530 (6x4)	04/96 →	390 / 530
144 G/530 (8x2/4/6)	04/96 →	390 / 530
144 G/530 (6x4)	04/96 →	390 / 530
144 G/530 (6x2)	04/96 →	390 / 530
144 G/530 (8x4/4)	04/96 →	390 / 530
144 G/530 (6x2)	04/96 →	390 / 530
144 G/530 (4x2)	04/96 →	390 / 530
144 L/460 (6x2)	11/95 →	338 / 460
144 L/460 (4x2)	11/95 →	338 / 460
144 L/460 (6x2/2/4)	11/95 →	338 / 460
144 L/460 (6x2/4)	11/95 →	338 / 460
144 L/460 (4x2)	11/95 →	338 / 460
144 L/460 (6x4)	11/95 →	338 / 460
144 L/460 (6x4)	11/95 →	338 / 460
144 L/530 (4x2)	11/95 →	390 / 530
144 L/530 (6x4)	11/95 →	390 / 530
144 L/530 (6x2/4)	11/95 →	390 / 530
144 L/530 (6x4)	11/95 →	390 / 530
144 L/530 (4x2)	11/95 →	390 / 530
144 L/530 (6x2/2/4)	11/95 →	390 / 530
144 L/530 (6x2)	01/00 →	390 / 530
164 C/480 (4x4)	05/00 →	353 / 480
164 C/480 (8x4/4)	05/00 →	353 / 480
164 C/480 (4x2)	05/00 →	353 / 480
164 C/480 (6x4)	05/00 →	353 / 480
164 C/480 (6x6)	05/00 →	353 / 480
164 C/480 (6x4)	05/00 →	353 / 480
164 C/480 (4x4)	05/00 →	353 / 480
164 C/480 (6x4)	05/00 →	353 / 480
164 C/480 (4x2)	05/00 →	353 / 480
164 C/480 (4x4)	05/00 →	353 / 480
164 C/480 (4x2)	05/00 →	353 / 480
164 C/580 (4x2)	05/00 →	426 / 580
164 C/580 (4x2)	05/00 →	426 / 580
164 C/580 (6x4)	05/00 →	426 / 580
164 C/580 (6x6)	05/00 →	426 / 580
164 G/480 (6x4)	01/00 →	353 / 480
164 G/480 (6x4)	01/00 →	353 / 480
164 G/480 (4x2)	05/00 →	353 / 480
164 G/480 (4x2)	05/00 →	353 / 480
164 G/480 (6x2)	05/00 →	353 / 480
164 G/580 (6x4)	01/00 →	426-427 / 579-581
164 G/580 (4x2)	05/00 →	426 / 580
164 G/580 (6x4)	05/00 →	426 / 580
164 G/580 (6x2)	05/00 →	426 / 580
164 G/580 (6x2)	05/00 →	426 / 580
164 G/580 (4x2)	05/00 →	426 / 580
164 L/480 (6x2/4)	01/00 →	353 / 480
164 L/480 (6x2)	01/00 →	353 / 480
164 L/480 (6x2/2/4)	05/00 →	353 / 480
164 L/480 (6x4)	05/00 →	353 / 480
164 L/480 (4x2)	05/00 →	353 / 480
164 L/480 (6x2)	05/00 →	353 / 480
164 L/480 (4x2)	05/00 →	353 / 480
164 L/480 (6x4)	05/00 →	353 / 480
164 L/480 (6x4)	05/00 →	353 / 480
164 L/580 (6x2/4)	01/00 →	426-427 / 579-581
164 L/580 (6x2)	01/00 →	426-427 / 579-581
164 L/580 (4x2)	05/00 →	426 / 580
164 L/580 (6x2/2/4)	05/00 →	426 / 580
164 L/580 (4x2)	05/00 →	426 / 580
164 L/580 (6x2)	05/00 →	426 / 580
164 L/580 (6x4)	05/00 →	426 / 580
164 L/580 (6x4)	05/00 →	426 / 580
94 C/260 (6x2/4)	08/96 →	191 / 260
94 C/260 (6x6)	12/96 →	191 / 260
94 C/260 (8x4/4)	12/96 →	191 / 260
94 C/260 (4x2)	12/96 →	191 / 260
94 C/260 (6x4)	12/96 →	191 / 260
94 C/260 (4x4)	12/96 →	191 / 260
94 C/260 (4x2)	12/96 →	191 / 260
94 C/260 (6x4)	12/96 →	191 / 260

R - S



kW / hp

**SCANIA****SCANIA****4 - series**  **05/95** →

94 C/300 (6x4)	08/96→	220-221 / 299-301
94 C/310 (6x4)	08/96→	228 / 310
94 C/310 (4x2)	08/96→	228 / 310
94 C/310 (6x2)	08/96→	228 / 310
94 C/310 (4x2)	08/96→	228 / 310
94 C/310 (8x4/4)	08/96→	228 / 310
94 C/310 (4x2)	08/96→	228 / 310
94 C/310 (6x4)	08/96→	228 / 310
94 C/310 (6x6)	08/96→	228 / 310
94 C/310 (4x4)	08/96→	228 / 310
94 D/220 (4x2)	08/96→	162 / 220
94 D/220 (4x2)	08/96→	162 / 220
94 D/220 (6x2/2/4)	08/96→	162 / 220
94 D/220 (4x2)	08/96→	162 / 220
94 D/220 (6x2/4)	08/96→	162 / 220
94 D/230 (4x2)	04/99→	169 / 230
94 D/230 (6x2)	04/99→	169 / 230
94 D/230 (4x2)	08/99→	169 / 230
94 D/230 (6x2/2/4)	08/99→	169 / 230
94 D/230 (4x2)	08/99→	169 / 230
94 D/260 (4x2)	08/96→	191 / 260
94 D/260 (4x2)	08/96→	191 / 260
94 D/260 (4x2)	08/96→	191 / 260
94 D/260 (6x2/4)	08/96→	191 / 260
94 D/260 (6x2/2/4)	08/96→	191 / 260
94 D/260 (4x2)	08/96→	191 / 260
94 D/260 (6x2)	08/96→	191 / 260
94 D/270 (6x2)	08/96→	198-199 / 269-271
94 D/300 (4x2)	08/96→	220-221 / 300-301
94 D/300 (4x2)	08/96→	220-221 / 300-301
94 D/300 (6x2)	08/96→	220-221 / 300-301
94 D/300 (4x2)	08/96→	220-221 / 299-301
94 D/300 (6x2/4)	08/96→	220-221 / 300-301
94 D/310 (6x2/4)	08/96→	228 / 310
94 D/310 (4x2)	08/96→	228 / 310
94 D/310 (4x2)	12/96→	228 / 310
94 D/310 (4x2)	12/96→	228 / 310
94 D/310 (6x2/2/4)	01/98→	228 / 310
94 G/220 (4x2)	08/96→	162 / 220
94 G/220 (4x2)	08/96→	162 / 220
94 G/220 (6x2/2/4)	01/98→	162 / 220
94 G/260 (4x2)	08/96→	191 / 260
94 G/260 (6x2)	08/96→	191 / 260
94 G/260 (4x2)	08/96→	191 / 260
94 G/260 (6x2/2/4)	01/98→	191 / 260
94 G/310 (4x2)	08/96→	228 / 310
94 G/310 (6x4)	08/96→	228 / 310
94 G/310 (6x2)	08/96→	228 / 310
94 G/310 (4x2)	08/96→	228 / 310
94 G/310 (6x2/4)	08/96→	228 / 310
94 G/310 (6x2/2/4)	08/96→	228 / 310
94 L/310 (6x2/4)	08/96→	228 / 310
94 L/310 (4x2)	08/96→	228 / 310
94 L/310 (6x4)	08/96→	228 / 310
94 L/310 (4x2)	08/96→	228 / 310
94 L/310 (6x4)	08/96→	228 / 310
94 L/310 (6x2/2/4)	08/96→	228 / 310
T 114 C/340 (4x2)	05/96→	250 / 340
T 114 C/340 (6x4)	05/96→	250 / 340
T 114 C/340 (6x2)	05/96→	250 / 340
T 114 C/340 (6x4)	05/96→	250 / 340
T 114 C/340 (4x2)	05/96→	250 / 340
T 114 C/340 (6x2)	05/96→	250 / 340
T 114 C/340 (4x2)	03/98→	250 / 340
T 114 C/340 (6x4)	03/98→	250 / 340
T 114 C/340 (6x4)	03/98→	250 / 340
T 114 C/340 (6x4)	03/98→	250 / 340
T 114 C/340 (4x2)	03/98→	250 / 340
T 114 C/380 (6x4)	03/98→	280 / 380
T 114 C/380 (4x2)	03/98→	280 / 380
T 114 C/380 (6x4)	03/98→	280 / 380
T 114 C/380 (6x4)	03/98→	280 / 380
T 114 C/380 (6x4)	03/98→	280 / 380
T 114 C/380 (4x2)	03/98→	280 / 380
T 114 C/380 (4x2)	03/98→	279-280 / 380-381
T 114 G/340 (4x2)	05/96→	250 / 340
T 114 G/340 (6x2)	05/96→	250 / 340
T 114 G/340 (4x2)	05/96→	250 / 340
T 114 G/340 (4x2)	05/96→	250 / 340
T 114 G/340 (6x4)	05/96→	250 / 340
T 114 G/340 (6x4)	05/96→	250 / 340
T 114 G/340 (6x2)	05/96→	250 / 340
T 114 G/340 (4x2)	05/96→	250 / 340
T 114 G/340 (4x2)	03/98→	250 / 340
T 114 G/340 (6x4)	03/98→	250 / 340
T 114 G/340 (6x2)	03/98→	250 / 340
T 114 G/340 (6x2)	03/98→	250 / 340
T 114 G/340 (4x2)	03/98→	250 / 340
T 114 G/380 (6x4)	03/98→	280 / 380
T 114 G/380 (6x2)	03/98→	280 / 380
T 114 G/380 (6x4)	03/98→	280 / 380
T 114 G/380 (4x2)	03/98→	280 / 380
T 114 G/380 (6x2)	03/98→	280 / 380

R-S



kW / hp

**SCANIA****SCANIA****4 - series**  **05/95** →

T 114 G/380 (4x2)	03/98 →	279-280 / 379-381
T 114 L/340 (4x2)	05/96 →	250 / 340
T 114 L/340 (4x2)	05/96 →	250 / 340
T 114 L/340 (4x2)	05/96 →	250 / 340
T 114 L/340 (6x2)	03/98 →	250 / 340
T 114 L/340 (4x2)	03/98 →	250 / 340
T 114 L/380 (6x4)	03/98 →	280 / 380
T 114 L/380 (6x2)	03/98 →	280 / 380
T 114 L/380 (4x2)	03/98 →	280 / 380
T 114 L/380 (4x2)	03/98 →	279-280 / 380-381
T 124 C/360 (6x4)	09/95 →	265 / 360
T 124 C/360 (6x4)	09/95 →	265 / 360
T 124 C/360 (4x2)	09/95 →	265 / 360
T 124 C/360 (6x4)	09/95 →	265 / 360
T 124 C/360 (4x2)	09/95 →	265 / 360
T 124 C/400 (6x4)	05/96 →	294 / 400
T 124 C/400 (4x2)	05/96 →	294 / 400
T 124 C/400 (6x4)	05/96 →	294 / 400
T 124 C/400 (6x4)	05/96 →	294 / 400
T 124 C/400 (4x2)	05/96 →	294 / 400
T 124 C/420 (4x2)	05/96 →	309 / 420
T 124 C/420 (6x4)	05/96 →	309 / 420
T 124 C/420 (4x2)	05/96 →	309 / 420
T 124 C/420 (4x2)	05/96 →	309 / 420
T 124 C/420 (6x4)	05/96 →	309 / 420
T 124 C/420 (6x4)	09/97 →	309 / 420
T 124 G/360 (6x4)	03/97 →	265 / 360
T 124 G/360 (6x2)	03/97 →	265 / 360
T 124 G/360 (4x2)	03/97 →	265 / 360
T 124 G/360 (4x2)	03/97 →	265 / 360
T 124 G/360 (6x4)	03/97 →	265 / 360
T 124 G/360 (6x2)	03/97 →	265 / 360
T 124 G/400 (4x2)	03/97 →	294 / 400
T 124 G/400 (6x2)	03/97 →	294 / 400
T 124 G/400 (6x4)	03/97 →	294 / 400
T 124 G/400 (6x2)	03/97 →	294 / 400
T 124 G/400 (4x2)	03/97 →	294 / 400
T 124 G/400 (6x4)	03/97 →	294 / 400
T 124 G/420 (4x2)	05/96 →	309 / 420
T 124 G/420 (6x4)	05/96 →	309 / 420
T 124 G/420 (4x2)	09/97 →	309 / 420
T 124 G/420 (4x2)	09/97 →	309 / 420
T 124 G/420 (6x4)	09/97 →	309 / 420
T 124 G/420 (6x2)	09/97 →	309 / 420
T 124 L/360 (6x2)	05/95 →	265 / 360
T 124 L/360 (6x4)	09/95 →	265 / 360
T 124 L/360 (4x2)	02/97 →	265 / 360
T 124 L/400 (6x4)	05/96 →	294 / 400
T 124 L/400 (6x2)	05/96 →	294 / 400
T 124 L/400 (4x2)	02/97 →	294 / 400
T 124 L/420 (4x2)	05/96 →	309 / 420
T 124 L/420 (4x2)	05/96 →	309 / 420
T 124 L/420 (6x4)	09/97 →	309 / 420
T 124 L/420 (6x2)	09/97 →	309 / 420
T 124 L/470 (4x2)	01/00 →	345-346 / 469-471
T 124 L/470 (6x2)	01/01 →	345 / 470
T 144 C/460 (6x4)	09/95 →	338 / 460
T 144 C/460 (4x2)	09/95 →	338 / 460
T 144 C/460 (4x2)	09/95 →	338 / 460
T 144 C/460 (6x4)	09/95 →	338 / 460
T 144 C/530 (6x4)	09/95 →	390 / 530
T 144 C/530 (6x4)	09/95 →	390 / 530
T 144 C/530 (4x2)	09/95 →	390 / 530
T 144 C/530 (4x2)	09/95 →	390 / 530
T 144 G/460 (6x2)	03/97 →	338 / 460
T 144 G/460 (6x4)	03/97 →	338 / 460
T 144 G/460 (6x2)	03/97 →	338 / 460
T 144 G/460 (4x2)	03/97 →	338 / 460
T 144 G/460 (4x2)	03/97 →	338 / 460
T 144 G/460 (6x4)	03/97 →	338 / 460
T 144 G/530 (6x4)	03/97 →	390 / 530
T 144 G/530 (4x2)	03/97 →	390 / 530
T 144 G/530 (6x4)	03/97 →	390 / 530
T 144 G/530 (6x2)	03/97 →	390 / 530
T 144 G/530 (6x2)	03/97 →	390 / 530
T 144 L/460 (6x2)	09/95 →	338 / 460
T 144 L/460 (6x4)	09/95 →	338 / 460
T 144 L/460 (4x2)	03/97 →	338 / 460
T 144 L/460 (4x2)	03/97 →	338 / 460
T 144 L/530 (6x4)	09/95 →	390 / 530
T 144 L/530 (6x2)	09/95 →	390 / 530
T 144 L/530 (4x2)	03/97 →	390 / 530
T 144 L/530 (4x2)	03/97 →	390 / 530
T 94 C/260 (6x4)	12/96 →	191 / 260
T 94 C/260 (6x4)	12/96 →	191 / 260
T 94 C/260 (4x2)	12/96 →	191 / 260
T 94 C/310 (6x4)	09/96 →	228 / 310
T 94 C/310 (4x2)	09/96 →	228 / 310
T 94 C/310 (4x2)	09/96 →	228 / 310
T 94 C/310 (6x4)	09/96 →	228 / 310
T 94 G/220 (4x2)	08/96 →	162 / 220
T 94 G/220 (6x2)	08/96 →	162 / 220
T 94 G/220 (4x2)	08/96 →	162 / 220
T 94 G/230 (6x2)	04/99 →	169 / 230
T 94 G/230 (4x2)	04/99 →	169 / 230
T 94 G/230 (4x2)	04/99 →	169 / 230
T 94 G/260 (6x2)	12/96 →	191 / 260



kW / hp

**SCANIA****SCANIA****4 - series** **05/95** →

T 94 G/260 (4x2)	12/96→	191 / 260
T 94 G/260 (6x4)	12/96→	191 / 260
T 94 G/260 (4x2)	12/96→	191 / 260
T 94 G/310 (6x4)	09/96→	228 / 310
T 94 G/310 (6x2)	12/96→	228 / 310
T 94 G/310 (4x2)	12/96→	221-228 / 300-310
T 94 G/310 (4x2)	12/96→	228 / 310
T 94 L/310 (4x2)	09/96→	228 / 310

Serie 4 **05/95** → → **4 - series, Page 196****94 - Bus Series** **01/97** →

94UA	01/97→	
CN94UA	01/97→	
CN94UB	01/97→	
L94UA	01/97→	
L94UB	01/97→	
N94UD	01/97→	

CVP020KPSV 29087	[o] 247.7 x 109.7 x 30 Knorr SB 7000
CVD553	ø 430 x 45 x 131

CVP020KPSV 29087	[o] 247.7 x 109.7 x 30 Knorr SB 7000
CVD553	ø 430 x 45 x 131

413,0x127,0

SV261S7100 17161	W 127 x iaL 192,6 x ø 413	→07/88
SV261S7115 17161	W 127 x iaL 192,6 x ø 413	→07/88
SV392S7100 17991	W 127 x iaL 235,0 x ø 412	08/88→
SV392S7115 17991	W 127 x iaL 235,0 x ø 412	08/88→

413,0x178,0

SV81S7100 19075	W 178 x iaL 189,3 x ø 413	→07/88
SV81S7115 19075	W 178 x iaL 189,3 x ø 413	→07/88
SV402S7100 19931	W 178 x iaL 235,0 x ø 413	08/88→
SV402S7115 19931	W 178 x iaL 235,0 x ø 413	08/88→

413,0x203,0

SV271S7100 19393	W 203 x iaL 189,3 x ø 413	→07/88
SV412S7100 19932	W 203 x iaL 235,0 x ø 413	08/88→
SV412S7115 19932	W 203 x iaL 235,0 x ø 413	08/88→

413,0x254,0

SV341S7100 19647	W 254 x iaL 192,6 x ø 413	→07/88
SV341S7115 19647	W 254 x iaL 192,6 x ø 413	→07/88
SV422S7100 19933	W 254 x iaL 235,0 x ø 413	08/88→
SV422S7115 19933	W 254 x iaL 235,0 x ø 413	08/88→

Buses (with Knorr SB 7000) **01/96** →

all models 01/96→

CVP020KPSV 29087	[o] 247.7 x 109.7 x 30 Knorr SB 7000
WIK515	L 282
CVD553	ø 430 x 45 x 131

CVP020KPSV 29087	[o] 247.7 x 109.7 x 30 Knorr SB 7000
WIK515	L 282
CVD553	ø 430 x 45 x 131

C / N - Buses **01/87** →

CN 112	01/87→	
CR 112	01/87→	
N 112 AL	01/87→	

SV402S7100 19931	W 178 x iaL 235,0 x ø 413
SV402S7115 19931	W 178 x iaL 235,0 x ø 413

SV422S7100 19933	W 254 x iaL 235,0 x ø 413
SV422S7115 19933	W 254 x iaL 235,0 x ø 413

IRIZAR PB

12.35 (4x2)	353 / 480
12.35 (4x2)	324 / 441
12.35 (4x2)	294 / 400
12.37 (6x2)	294 / 400
12.37 (6x2)	324 / 441
12.37 (6x2)	353 / 480
12.92, 13.87, 15.37 (6x2/4)	353 / 480
12.92, 13.87, 15.37 (6x2/4)	324 / 441
12.92, 13.87, 15.37 (6x2/4)	294 / 400

CVP020KPSV 29087	[o] 247.7 x 109.7 x 30 Knorr SB 7000
----------------------------	---

CVP020KPSV 29087	[o] 247.7 x 109.7 x 30 Knorr SB 7000
----------------------------	---

K Serie **01/06** → → **K - series, Page 202****K - series** **01/06** →

K 230 C (4x2)	01/09→	169 / 230
K 250 IB, K 250 UB (4x2)	01/06→	184 / 250
K 270 C Ethanol (6x2/4)	01/06→	198 / 269
K 270 Ethanol (6x2)	01/06→	198 / 269
K 270 Ethanol (4x2)	01/06→	198 / 269
K 280 C (6x2)	01/09→	206 / 280

CVP020KPSV 29087	[o] 247.7 x 109.7 x 30 Knorr SB 7000
WIK515	L 282

CVP020KPSV 29087	[o] 247.7 x 109.7 x 30 Knorr SB 7000
WIK515	L 282



kW / hp

**SCANIA****SCANIA****K - series** **01/06** →

K 310 IA (8x2)	01/06 →	228 / 310		CVD553	ø 430 x 45 x 131		CVD553	ø 430 x 45 x 131
K 310 IB (4x2)	01/06 →	228 / 310						
K 310 IB, K 310 UB (6x2/2/4)	01/06 →	228 / 310						
K 320 C (6x2)	01/11 →	235 / 320						
K 360 IB (4x2)	01/06 →	265 / 360						
K 360 IB (6x2)	01/06 →	265 / 360						
K 400 IB (6x2/2/4)	01/06 →	294 / 400						
K 400 IB (8x2)	01/06 →	294 / 400						
K 410 IB (4x2)	01/06 →	301 / 409						
K 410 IB (6x2)	01/06 →	301 / 409						
K 440 IB (8x2)	01/06 →	324 / 441						
K 440 IB (6x2)	01/06 →	324 / 441						

K / N - Buses **01/87** →

K 113 CRB, TRS	01/87 →			SV402S7100	W 178 x iaL 235,0 x ø 413		SV402S7100	W 178 x iaL 235,0 x ø 413
K 93 CRB	01/87 →			19931			19931	
N 112 CLB	01/87 →			SV402S7115	W 178 x iaL 235,0 x ø 413		SV402S7115	W 178 x iaL 235,0 x ø 413
N 113 CRB, DRB	01/87 →			19931			19931	

Serie P,G,R,T **03/04** → → **P,G,R,T - series, Page 203****P,G,R,T - series** **03/04** →

G 230 (6x2/4)	09/07 →	169 / 230		CVP105K	[o] 247.7 x 109.7 x 30 Knorr SB 7000		CVP105K	[o] 247.7 x 109.7 x 30 Knorr SB 7000
G 230, P 230 (4x2)	08/06 →	169 / 230		29201			29201	
G 230, P 230 (4x2)	09/07 →	169 / 230						
G 230, P 230 (4x2)	09/07 →	169 / 230		WIK515	L 282	2x		WIK515
G 230, P 230 (6x4)	09/07 →	169 / 230						
G 230, P 230 (6x2/2/4)	09/07 →	169 / 230						
G 230, P 230 (6x4)	09/07 →	169 / 230		CVD553	ø 430 x 45 x 131			CVD553
G 230, P 230 (6x2/2/4)	09/07 →	169 / 230						
G 230, P 230 (6x4)	09/07 →	169 / 230						
G 230, P 230 (6x2/2/4)	09/07 →	169 / 230						
G 230, P 230 (4x2)	07/09 →	169 / 230						
G 270, P 270 (6x2/4)	04/04 →	198 / 270						
G 270, P 270, R 270 (4x2)	09/04 →	198-199 / 270-271						
G 310, P 310 (6x2/4)	09/04 →	228 / 310						
G 310, P 310 (4x2)	09/04 →	228 / 310						
G 310, P 310 (4x2)	07/09 →	228 / 310						
G 340, P 340 (6x4)	04/04 →	250 / 340						
G 340, P 340 (8x4)	04/04 →	250 / 340						
G 340, P 340 (6x4)	08/04 →	250 / 340						
G 340, P 340, R 340 (6x2)	04/04 →	250 / 340						
G 340, P 340, R 340 (8x4)	04/04 →	250 / 340						
G 340, P 340, R 340 (8x4)	04/04 →	250 / 340						
G 340, P 340, R 340 (4x2)	04/04 →	250 / 340						
G 340, R 340 (4x2)	08/06 →	250 / 340						
G 360, P 360, R 360 (4x2)	04/10 →	265 / 360						
G 360, P 360, R 360 (4x2)	04/10 →	265 / 360						
G 380, P 380 (6x4)	04/04 →	279-280 / 380-381						
G 380, P 380 (4x2)	04/04 →	279-280 / 380-381						
G 380, P 380 (6x4)	08/04 →	280 / 380						
G 380, P 380, R 380 (6x2)	04/04 →	280 / 380						
G 380, P 380, R 380 (8x4)	04/04 →	279-280 / 380-381						
G 380, P 380, R 380 (8x4)	04/04 →	279-280 / 380-381						
G 380, P 380, R 380 (4x2)	04/04 →	280 / 380						
G 380, P 380, R 380 (8x4)	09/05 →	280 / 380						
G 380, P 380, R 380 (4x2)	03/08 →	279 / 379						
G 400, P 400, R 400 (4x2)	03/08 →	294 / 400						
G 400, P 400, R 400 (8x4)	07/09 →	294 / 400						
G 400, P 400, R 400 (6x2/4)	04/10 →	294 / 400						
G 400, P 400, R 400 (4x2)	04/10 →	294 / 400						
G 400, R 400 (4x2)	03/08 →	294 / 400						
G 400, R 400 (6x2)	03/09 →	294 / 400						
G 400, R 400 (6x2/4)	01/10 →	294 / 400						
G 400, R 400 (6x4)	01/10 →	294 / 400						
G 400, R 400 (6x2/4)	08/10 →	294 / 400						
G 400, R 400 (6x4)	08/10 →	294 / 400						
G 410, P 410, R 410 (4x2)	09/13 →	302 / 411						
G 410, P 410, R 410 (8x4/4)	09/13 →	302 / 411						
G 410, P 410, R 410 (6x2/4)	09/13 →	302 / 411						
G 410, P 410, R 410 (6x2)	09/13 →	302 / 411						
G 410, R 410 (6x4)	09/13 →	302 / 411						
G 410, R 410 (6x2/4)	09/13 →	302 / 411						
G 420 (6x4)	03/04 →	309 / 420						
G 420, P 420 (4x2)	09/04 →	309 / 420						
G 420, P 420, R 420 (4x2)	03/04 →	309 / 420						
G 420, P 420, R 420 (8x4)	09/05 →	309 / 420						
G 420, R 420 (6x2/4)	01/08 →	309 / 420						
G 420, R 420 (8x4/4)	01/08 →	309 / 420						
G 420, R 420 (6x4)	01/08 →	309 / 420						
G 440, R 440 (4x2)	03/08 →	324 / 441						
G 440, R 440 (8x4)	07/09 →	324 / 441						
G 440, R 440 (6x2/4)	01/10 →	324 / 441						
G 440, R 440 (6x4)	01/10 →	324 / 441						
G 440, R 440 (6x2/4)	01/10 →	324 / 441						
G 440, R 440 (4x2)	04/10 →	324 / 441						
G 440, R 440 (6x2)	08/10 →	324 / 441						
G 440, R 440 (6x2/4)	08/10 →	324 / 441						
G 440, R 440 (6x4)	08/10 →	324 / 441						
G 450, P 450, R 450 (8x4/4)	09/13 →	331 / 450						
G 450, P 450, R 450 (6x2)	09/13 →	331 / 450						
G 450, P 450, R 450 (6x2/4)	09/13 →	331 / 450						
G 450, R 450 (6x4)	09/13 →	331 / 450						
G 450, R 450 (6x2/4)	09/13 →	331 / 450						
G 470, P 470, R 470 (6x4)	09/05 →	345 / 470						
G 470, R 470 (4x2)	03/04 →	345 / 470						
G 480, R 480 (8x4)	04/04 →	353 / 480						

R - S



kW / hp

**SCANIA****SCANIA****P,G,R,T - series** **03/04** →







G 480, R 480 (8x4)	04/04→	353 / 480	CVP105K 29201	[o] 247.7 x 109.7 x 30 Knorr SB 7000		CVP105K 29201	[o] 247.7 x 109.7 x 30 Knorr SB 7000	
G 480, R 480 (6x4)	07/04→	353 / 480						
G 480, R 480 (6x2/4)	08/06→	353 / 480	WIK515	L 282	2x	WIK515	L 282	2x
G 480, R 480 (6x4)	01/08→	353 / 480						
G 480, R 480 (6x4)	01/08→	353 / 480						
G 480, R 480 (6x2/4)	01/08→	353 / 480	CVD553	ø 430 x 45 x 131		CVD553	ø 430 x 45 x 131	
G 480, R 480 (8x4/4)	01/08→	353 / 480						
G 480, R 480 (4x2)	03/08→	353 / 480						
G 480, R 480 (4x2)	03/08→	353 / 480						
G 480, R 480 (6x2/4)	01/10→	353 / 480						
G 480, R 480 (6x2)	08/10→	353 / 480						
G 480, R 480 (6x4)	08/10→	353 / 480						
G 480, R 480 (6x2/4)	08/10→	353 / 480						
G 480, R 480, P 480 (4x2)	04/10→	353 / 480						
G 490, R 490 (8x4/4)	09/13→	360 / 490						
G 490, R 490 (4x2)	09/13→	360 / 490						
G 490, R 490 (6x4)	09/13→	360 / 490						
G 490, R 490 (6x2/4)	09/13→	360 / 490						
G 490, R 490 (6x2)	09/13→	360 / 490						
G 490, R 490 (6x2/4)	09/13→	360 / 490						
P 230 (4x2)	04/04→	169 / 230						
P 230 (4x2)	09/04→	169 / 230						
P 230 (6x2/4)	04/06→	169 / 230						
P 230 (6x2/4)	09/07→	169 / 230						
P 230 (4x2)	09/07→	169 / 230						
P 230 (6x2/4)	09/07→	169 / 230						
P 230 (6x4)	09/07→	169 / 230						
P 230 (4x2)	01/08→	169 / 230						
P 230 (4x2)	07/09→	169 / 230						
P 230 (6x2/4)	07/09→	169 / 230						
P 230 (4x2)	07/09→	169 / 230						
P 230 (6x2/4)	09/09→	169 / 230						
P 230 (6x2)	08/12→	169 / 230						
P 230, R 230 (4x2)	09/04→	169 / 230						
P 230, R 230 (4x2)	09/04→	169 / 230						
P 230, R 230 (6x2/4)	09/05→	169 / 230						
P 230, R 230 (6x2)	09/05→	169 / 230						
P 230, R 230 (6x2)	08/06→	169 / 230						
P 250 (6x2)	08/12→	184 / 250						
P 250 (4x2)	09/13→	184 / 250						
P 250 (6x4)	09/13→	184 / 250						
P 250 (6x2/4)	09/13→	184 / 250						
P 250 (4x2)	09/13→	184 / 250						
P 260 (4x2)	04/04→	191 / 260						
P 260 (4x2)	04/04→	191 / 260						
P 270 (4x2)	04/04→	198-199 / 270-271						
P 270 (8x4)	04/04→	198-199 / 269-271						
P 270 (4x2)	04/04→	198-199 / 269-271						
P 270 (6x2/4)	04/04→	198-199 / 269-271						
P 270 (4x2)	09/04→	198-199 / 270-271						
P 270 (6x2/4)	04/06→	198-199 / 270-271						
P 270 (6x4)	08/06→	198-199 / 269-271						
P 270, R 270 (6x2)	04/04→	198-199 / 269-271						
P 270, R 270 (6x2/4)	04/04→	198-199 / 269-271						
P 270, R 270 (4x2)	09/04→	198-199 / 270-271						
P 270, R 270 (6x2)	08/06→	198-199 / 270-271						
P 280 (4x2)	04/04→	206 / 280						
P 280 (4x2)	07/09→	206 / 280						
P 280 (6x4)	07/09→	206 / 280						
P 280 (4x2)	07/09→	206 / 280						
P 280 (4x2)	07/09→	206 / 280						
P 280 (6x2/4)	07/09→	206 / 280						
P 280 (6x2/4)	09/09→	206 / 280						
P 280 (6x4)	09/09→	206 / 280						
P 280 (6x2)	08/12→	206 / 280						
P 280 (6x2/4)	09/13→	206 / 280						
P 280 (6x4)	09/13→	206 / 280						
P 300 (4x2)	04/04→	220-221 / 300-301						
P 310 (8x4)	04/04→	228 / 310						
P 310 (6x4)	04/04→	228 / 310						
P 310 (6x4)	09/04→	228 / 310						
P 310 (6x2/4)	09/04→	228 / 310						
P 310 (6x2/4)	09/04→	228 / 310						
P 310 (6x2/4)	04/06→	228 / 310						
P 310 (6x4)	08/06→	228 / 310						
P 310 (4x2)	01/08→	228 / 310						
P 310 (6x2/4)	01/11→	224 / 305						
P 310 (6x2/4)	01/11→	224 / 305						
P 310 (6x2)	08/12→	228 / 310						
P 310, R 310 (6x2)	04/04→	228 / 310						
P 310, R 310 (6x2/4)	04/04→	228 / 310						
P 310, R 310 (4x2)	09/04→	228 / 310						
P 310, R 310 (4x2)	09/04→	228 / 310						
P 310, R 310 (6x2)	08/06→	228 / 310						
P 320 (6x2/4)	07/09→	235 / 320						
P 320 (6x4)	07/09→	235 / 320						
P 320 (4x2)	07/09→	235 / 320						
P 320 (4x2)	07/09→	235 / 320						
P 320 (6x4)	09/09→	235 / 320						

R-S



kW / hp

**SCANIA****SCANIA****P, G, R, T - series**  **03/04** →

P 320 (6x2/4)	09/09 →	235 / 320		CVP105K 29201	[o] 247.7 x 109.7 x 30 Knorr SB 7000			CVP105K 29201	[o] 247.7 x 109.7 x 30 Knorr SB 7000	
P 320 (6x2)	08/12 →	235 / 320								
P 320 (4x2)	09/13 →	235 / 320								
P 320 (6x4)	09/13 →	235 / 320		WIK515	L 282	2x		WIK515	L 282	2x
P 320 (6x2/4)	09/13 →	235 / 320								
P 340 (8x2)	04/04 →	250 / 340		CVD553	ø 430 x 45 x 131			CVD553	ø 430 x 45 x 131	
P 340 (4x4)	04/04 →	250 / 340								
P 340 (4x2)	04/04 →	250 / 340								
P 340 (4x4)	04/04 →	250 / 340								
P 340 (6x2)	04/04 →	250 / 340								
P 340 (6x4)	04/04 →	250 / 340								
P 340 (8x4)	04/04 →	250 / 340								
P 340 (6x2/4)	04/04 →	250 / 340								
P 340 (6x4)	04/04 →	250 / 340								
P 340 (6x4)	04/04 →	250 / 340								
P 340 (8x4)	04/04 →	250 / 340								
P 340 (8x2)	04/04 →	250 / 340								
P 340 (6x2/4)	04/04 →	250 / 340								
P 340 (6x4)	04/04 →	250 / 340								
P 340 (6x4)	04/04 →	250 / 340								
P 340 (8x4)	04/04 →	250 / 340								
P 340 (8x2)	04/04 →	250 / 340								
P 340 (6x2/4)	04/04 →	250 / 340								
P 340 (8x2/6)	04/04 →	250 / 340								
P 340 (4x4)	04/04 →	250 / 340								
P 340 (4x2)	09/04 →	250 / 340								
P 340 (8x2/6)	10/06 →	250 / 340								
P 340 (8x4)	10/06 →	250 / 340								
P 340 (6x2/4)	01/11 →	250 / 340								
P 340 (6x2/4)	01/11 →	250 / 340								
P 340 (6x2/4)	01/11 →	250 / 340								
P 340, R 340 (4x2)	04/04 →	250 / 340								
P 340, R 340 (6x2)	04/04 →	250 / 340								
P 340, R 340 (8x4/4)	04/04 →	250 / 340								
P 340, R 340 (8x2/6)	04/04 →	250 / 340								
P 340, R 340 (8x4)	04/04 →	250 / 340								
P 340, R 340 (8x4)	04/04 →	250 / 340								
P 340, R 340 (8x2/6)	04/04 →	250 / 340								
P 340, R 340 (8x4/4)	04/04 →	250 / 340								
P 340, R 340 (6x2/4)	09/04 →	250 / 340								
P 340, R 340 (4x2)	09/04 →	250 / 340								
P 340, R 340 (6x2/4)	08/06 →	250 / 340								
P 340, R 340 (4x2)	10/06 →	250 / 340								
P 360 (4x2)	03/08 →	265 / 360								
P 360 (8x2/6)	07/09 →	265 / 360								
P 360 (8x4)	07/09 →	265 / 360								
P 360 (8x4)	07/09 →	265 / 360								
P 360 (6x2/4)	09/09 →	265 / 360								
P 360 (6x4)	04/10 →	265 / 360								
P 360 (4x2)	04/10 →	265 / 360								
P 360 (8x2)	04/10 →	265 / 360								
P 360 (6x2)	04/10 →	265 / 360								
P 360 (6x2)	08/10 →	265 / 360								
P 360 (6x2/4)	08/10 →	265 / 360								
P 360 (6x2/4)	08/10 →	265 / 360								
P 360 (4x2)	09/13 →	265 / 360								
P 360 (6x2/4)	09/13 →	265 / 360								
P 360 (6x2)	09/13 →	265 / 360								
P 360 (4x2)	09/13 →	265 / 360								
P 360 (6x4)	09/13 →	265 / 360								
P 360, R 360 (6x2/4)	04/10 →	265 / 360								
P 360, R 360 (6x2)	04/10 →	265 / 360								
P 360, R 360 (4x2)	04/10 →	265 / 360								
P 360, R 360 (8x2/6)	04/10 →	265 / 360								
P 360, R 360 (8x4/4)	04/10 →	265 / 360								
P 370 (6x2)	09/13 →	272 / 370								
P 370 (6x2/4)	09/13 →	272 / 370								
P 370 (8x2/4)	09/13 →	272 / 370								
P 370 (6x2)	09/13 →	272 / 370								
P 370 (6x2)	09/13 →	272 / 370								
P 370 (4x2)	09/13 →	272 / 370								
P 370 (8x4/4)	09/13 →	272 / 370								
P 380 (6x2/4)	04/04 →	279-280 / 379-381								
P 380 (8x4)	04/04 →	280 / 380								
P 380 (6x4)	04/04 →	279-280 / 380-381								
P 380 (8x4)	04/04 →	279-280 / 380-381								
P 380 (6x4)	04/04 →	279-280 / 379-381								
P 380 (8x8)	04/04 →	279-280 / 380								
P 380 (8x2)	04/04 →	279-280 / 380-381								
P 380 (6x4)	04/04 →	279-280 / 379-381								
P 380 (8x4)	04/04 →	279-280 / 379-381								
P 380 (4x4)	04/04 →	279-280 / 380-381								
P 380 (6x4)	04/04 →	279-280 / 379-381								
P 380 (8x2/6)	04/04 →	280 / 381								
P 380 (4x4)	04/04 →	279-280 / 380-381								
P 380 (4x2)	04/04 →	280 / 380								
P 380 (4x2)	09/04 →	279 / 380								
P 380 (4x4)	09/05 →	280 / 380								
P 380 (8x2)	09/05 →	280 / 380								
P 380 (8x4)	10/06 →	280 / 380								
P 380 (8x2/6)	10/06 →	280 / 381								
P 380, R380 (6x2)	04/04 →	279-280 / 379-381								
P 380, R 380 (8x4)	04/04 →	279-280 / 380-381								

R - S



kW / hp

**SCANIA****SCANIA****P,G,R,T - series** **03/04** →

P 380, R 380 (6x2/4)	04/04→	279-280 / 380-381	CVP105K 29201	[o] 247.7 x 109.7 x 30 Knorr SB 7000		CVP105K 29201	[o] 247.7 x 109.7 x 30 Knorr SB 7000	
P 380, R 380 (6x4)	04/04→	279-280 / 380-381	WIK515	L 282	2x	WIK515	L 282	2x
P 380, R 380 (4x2)	04/04→	279-280 / 380-381	CVD553	ø 430 x 45 x 131		CVD553	ø 430 x 45 x 131	
P 380, R 380 (8x4/4)	04/04→	279-280 / 380-381						
P 380, R 380 (6x2)	04/04→	279-280 / 380-381						
P 380, R 380 (8x2/6)	04/04→	279-280 / 380-381						
P 380, R 380 (8x4/4)	04/04→	279-280 / 380-381						
P 380, R 380 (8x4)	04/04→	279-280 / 380-381						
P 380, R 380 (6x2)	04/04→	279-280 / 379-381						
P 380, R 380 (4x2)	04/04→	279-280 / 380-381						
P 380, R 380 (6x2)	04/04→	279-280 / 379-381						
P 380, R 380 (6x2/4)	04/04→	279-280 / 380-381						
P 380, R 380 (4x2)	09/04→	279-280 / 380-381						
P 380, R 380 (6x2/4)	09/04→	279-280 / 380-381						
P 380, R 380 (8x2/6)	09/05→	280 / 380						
P 380, R 380 (6x6)	09/05→	280 / 380						
P 380, R 380 (6x2/4)	10/06→	280 / 380						
P 380, R 380 (4x2)	10/06→	280 / 380						
P 400 (8x2/6)	07/09→	294 / 400						
P 400 (6x4)	04/10→	294 / 400						
P 400 (6x2)	04/10→	294 / 400						
P 400 (8x2)	04/10→	294 / 400						
P 400 (6x2/4)	08/10→	294 / 400						
P 400 (6x2)	08/10→	294 / 400						
P 400, R 400 (8x2/6)	04/10→	294 / 400						
P 400, R 400 (6x2)	04/10→	294 / 400						
P 400, R 400 (8x4/4)	04/10→	294 / 400						
P 410 (6x2)	09/13→	302 / 411						
P 410 (8x2/6)	09/13→	302 / 411						
P 410 (6x2)	09/13→	302 / 411						
P 420, R 420 (6x2/4)	03/04→	309 / 420						
P 420, R 420 (4x2)	03/04→	309 / 420						
P 420, R 420 (4x2)	03/04→	309 / 420						
P 420, R 420 (6x4)	03/04→	309 / 420						
P 420, R 420 (6x2)	04/04→	309 / 420						
P 420, R 420 (6x2/2/4)	09/05→	309 / 420						
P 420, R 420 (6x2/4)	08/06→	309 / 420						
P 440, R 440 (8x4/4)	04/10→	324 / 440						
P 450 (4x2)	09/13→	331 / 450						
P 450 (6x2)	09/13→	331 / 450						
P 450 (8x2/6)	09/13→	331 / 450						
P 450 (6x2)	09/13→	331 / 450						
P 470, R 470 (4x2)	03/04→	345 / 470						
P 480, R 480 (6x2/4)	04/04→	353 / 480						
P 480, R 480 (6x2)	04/04→	353 / 480						
P 480, R 480 (8x4/4)	04/10→	353 / 480						
P 480, R 480 (8x4/4)	04/10→	353 / 480						
P 500, R 500 (6x2/4)	03/04→	368 / 500						
P 500, R 500 (4x2)	04/04→	368 / 500						
P 500, R 500 (6x2)	04/04→	368 / 500						
P 500, R 500 (8x4/4)	07/09→	368 / 500						
P 500, R 500 (8x4/4)	07/09→	368 / 500						
P 550 (6x6)	01/12→	404-405 / 549-551						
P 550 (6x6)	01/12→	404-405 / 549-551						
P 550 (6x6)	01/12→	404-405 / 549-551						
P 560, R 560 (6x2/4)	04/04→	412 / 560						
P 560, R 560 (6x2)	11/06→	412 / 560						
P 560, R 560 (4x2)	11/06→	412 / 560						
P 580, R 580 (4x2)	04/04→	426 / 580						
P 620, R 620 (6x2/4)	08/06→	456 / 620						
P 620, R 620 (4x2)	11/06→	456 / 620						
P 620, R 620 (6x2)	11/06→	456 / 620						
R 340 (4x2)	03/04→	250 / 340						
R 340 (6x2/4)	08/06→	250 / 340						
R 360 (6x2/4)	04/10→	265 / 360						
R 380 (4x2)	03/04→	279 / 380						
R 380 (4x2)	04/04→	280 / 380						
R 380 (6x4)	04/04→	279-280 / 379-381						
R 380 (4x2)	09/04→	279 / 380						
R 380 (4x2)	04/10→	280 / 380						
R 400 (6x2/4)	04/10→	294 / 400						
R 420 (6x2/4)	03/04→	309 / 420						
R 420 (8x4)	03/04→	309 / 420						
R 420 (6x2)	03/04→	309 / 420						
R 420 (6x2/4)	11/04→	309 / 420						
R 440 (6x2)	04/10→	324 / 440						
R 440 (8x2/6)	04/10→	324 / 440						
R 440 (4x2)	04/10→	324 / 440						
R 440 (6x2/4)	04/10→	324 / 440						
R 450 (4x2)	09/13→	331 / 450						
R 450 (4x2)	09/13→	331 / 450						
R 470 (6x2/2/4)	03/04→	345-346 / 469-471						

R-S



kW / hp

**SCANIA****SCANIA****P, G, R, T - series** **03/04** →

R 470 (4x2)	03/04 →	345-346 / 469-471	CVP105K 29201	[O] 247.7 x 109.7 x 30 Knorr SB 7000		CVP105K 29201	[O] 247.7 x 109.7 x 30 Knorr SB 7000	
R 470 (6x2)	03/04 →	345 / 470						
R 470 (6x2/4)	03/04 →	345-346 / 469-471	WIK515	L 282	2x	WIK515	L 282	2x
R 470 (6x2/4)	03/04 →	345 / 470	CVD553	ø 430 x 45 x 131		CVD553	ø 430 x 45 x 131	
R 470 (6x2/4)	04/04 →	345 / 469						
R 470 (4x2)	04/04 →	345 / 470						
R 470 (6x2)	04/04 →	345 / 470						
R 480 (6x2/4)	04/04 →	353 / 480						
R 480 (4x2)	04/04 →	353 / 480						
R 480 (6x2)	04/04 →	353 / 480						
R 480 (6x2/2/4)	04/04 →	353 / 480						
R 480 (4x2)	04/04 →	353-354 / 480-481						
R 480 (6x2/4)	04/04 →	353 / 480						
R 480 (6x4)	07/04 →	353 / 480						
R 480 (8x4/4)	07/04 →	353 / 480						
R 480 (8x4/4)	07/04 →	353 / 480						
R 480 (4x2)	04/10 →	353 / 480						
R 480 (6x2)	04/10 →	353 / 480						
R 480 (8x2/6)	04/10 →	353 / 480						
R 480 (8x2/6)	04/10 →	353 / 480						
R 480 (6x2/4)	04/10 →	353 / 480						
R 480 (6x2)	10/10 →	353 / 480						
R 480 (6x2)	10/10 →	353 / 480						
R 500 (4x2)	03/04 →	368 / 500						
R 500 (6x4)	03/04 →	368 / 500						
R 500 (6x4)	03/04 →	368 / 500						
R 500 (6x2)	03/04 →	368 / 500						
R 500 (4x2)	03/04 →	368 / 500						
R 500 (6x2/4)	04/04 →	368 / 500						
R 500 (6x2/4)	04/04 →	368 / 500						
R 500 (6x2/4)	04/04 →	368 / 500						
R 500 (6x2/4)	04/04 →	368 / 500						
R 500 (6x2)	03/09 →	368 / 500						
R 500 (6x4)	03/09 →	368 / 500						
R 520 (6x2/4)	07/13 →	382 / 520						
R 520 (6x2/4)	07/13 →	382 / 520						
R 520 (8x4/4)	07/13 →	382 / 520						
R 560 (6x4)	03/04 →	411-412 / 559-560						
R 560 (4x2)	03/04 →	412 / 560						
R 560 (6x4)	04/04 →	412 / 560						
R 560 (6x2/4)	09/04 →	412 / 560						
R 560 (6x2)	09/06 →	412 / 560						
R 560 (6x4)	09/06 →	412 / 560						
R 560 (6x2)	09/06 →	412 / 560						
R 560 (4x2)	03/08 →	412 / 560						
R 560 (6x2)	03/09 →	412 / 560						
R 560 (6x4)	03/09 →	412 / 560						
R 560, P 560 (8x4/4)	07/09 →	412 / 560						
R 560, P 560 (8x4/4)	07/09 →	412 / 560						
R 580 (6x4)	03/04 →	426-427 / 579-581						
R 580 (4x2)	03/04 →	426 / 580						
R 580 (4x2)	03/04 →	426 / 580						
R 580 (6x4)	03/04 →	426 / 580						
R 580 (6x2/4)	04/04 →	426 / 580						
R 580 (6x2)	04/04 →	426 / 580						
R 580 (6x2/4)	09/13 →	426-427 / 579-581						
R 580 (6x4)	09/13 →	426-427 / 579-581						
R 580 (6x4)	09/13 →	426-427 / 579-581						
R 580 (6x2/4)	09/13 →	426-427 / 579-581						
R 580 (6x2)	09/13 →	426-427 / 579-581						
R 580 (6x2/4)	09/13 →	426-427 / 579-581						
R 580 (6x2)	09/13 →	426-427 / 579-581						
R 580 (6x2)	09/13 →	426-427 / 579-581						
R 580 (6x2)	09/13 →	426-427 / 579-581						
R 580 (8x4/4)	01/14 →	426-427 / 579-581						
R 580 (8x4/4)	01/14 →	426-427 / 579-581						
R 580, P 580 (8x4/4)	07/09 →	426 / 580						
R 620 (4x2)	03/04 →	456 / 620						
R 620 (8x4)	03/04 →	456 / 620						
R 620 (6x4)	03/04 →	455-456 / 619-620						
R 620 (6x4)	10/04 →	456 / 620						
R 620 (6x4)	10/04 →	456 / 620						
R 620 (6x2/2/4)	09/05 →	456 / 620						
R 620 (8x4/4)	11/06 →	456 / 620						
R 620 (8x4/4)	11/06 →	456 / 620						
R 620 (6x2)	11/06 →	456 / 620						
R 620 (6x2)	11/06 →	456 / 620						
R 620 (8x4/4)	11/06 →	456 / 620						
R 620 (4x2)	03/08 →	456 / 620						
R 620 (6x2)	03/09 →	456 / 620						
R 620 (6x4)	03/09 →	456 / 620						
R 730 (8x4/4)	04/10 →	537 / 730						
R 730 (8x4/4)	04/10 →	537 / 730						
R 730 (6x4)	04/10 →	537 / 730						
R 730 (4x2)	04/10 →	537 / 730						
R 730 (6x4)	04/10 →	537 / 730						

R - S



kW / hp

**SCANIA****SCANIA****P,G,R,T - series** **03/04** →

R 730 (4x2)	04/10→	537 / 730		CVP105K 29201	[o] 247.7 x 109.7 x 30 Knorr SB 7000			CVP105K 29201	[o] 247.7 x 109.7 x 30 Knorr SB 7000	
R 730 (6x2)	10/10→	537 / 730								
R 730 (6x2)	10/10→	537 / 730		WIK515	L 282	2x		WIK515	L 282	2x
R 730 (6x2/4)	10/10→	537 / 730								
R 730 (6x2)	10/10→	537 / 730		CVD553	ø 430 x 45 x 131			CVD553	ø 430 x 45 x 131	
R 730 (6x2/4)	10/10→	537 / 730								
R 730 (8x4/4)	10/10→	537 / 730								
R 730 (8x4)	10/10→	537 / 730								
R 730 (8x4)	10/10→	537 / 730								
T 470 (6x2)	09/04→10/05	345 / 470								

SCHMITZ Cargobull**SCHMITZ Cargobull****Trailer** **01/98** →

					CVP020K 29202	[o] 247.7 x 109.7 x 30 Knorr SB 7000	
--	--	--	--	--	-------------------------	---	--

SEDDON DIESEL**SEDDON DIESEL****Pacer** **01/94** →

M210.C17	01/94→			VL882S7115 19071	W 198.6 x iaL 174,5 x ø 410			GG921S7100 19111	W 178 x iaL 357,7 x ø 394	optional
M210.P17	01/94→							GG921S7115 19111	W 178 x iaL 357,7 x ø 394	optional
M240.C17	01/94→			L 10	ø 6.35 x L 15.9	112x		VL882S7115 19071	W 198.6 x iaL 174,5 x ø 410	
N210.C17	01/94→							L 10	ø 6.35 x L 15.9	optional 72x 112x
N210.P17	01/94→									

Strato (2-Axles) **01/88** →

17.13 L	01/88→			RW564S7115 19636	W 178 x iaL 194,6 x ø 419			RW564S7115 19636	W 178 x iaL 194,6 x ø 419	optional
17.21 P	01/90→							VL872S7100 19090	W 173.8 x iaL 177,2 x ø 410	optional
17.30 L	01/88→			VL872S7100 19090	W 173.8 x iaL 177,2 x ø 410	optional		VL872S7115 19090	W 173.8 x iaL 177,2 x ø 410	optional
17.32 C	01/88→							VL872S7115 19090	W 173.8 x iaL 177,2 x ø 410	optional
17.33 L	01/88→			L 9	ø 6.35 x L 14.29	optional 01/91→ 128x		L 9	ø 6.35 x L 14.29	optional 01/91→ 128x
17.33 P	01/88→							L 10	ø 6.35 x L 15.9	optional 112x
17.35 C	01/88→			L 10	ø 6.35 x L 15.9	optional 112x		L 10	ø 6.35 x L 15.9	optional 112x
17.37 C	01/88→									
17.40 C	01/88→									
17.47 C	01/88→									

Strato (3-Axles) **01/89** →

22.30 L	01/89→			RW564S7115 19636	W 178 x iaL 194,6 x ø 419			RW564S7115 19636	W 178 x iaL 194,6 x ø 419	optional
22.32 P	01/89→							VL872S7100 19090	W 173.8 x iaL 177,2 x ø 410	optional
22.33 L	01/89→			VL872S7100 19090	W 173.8 x iaL 177,2 x ø 410	optional		VL872S7115 19090	W 173.8 x iaL 177,2 x ø 410	optional
22.33 P	01/89→							VL872S7115 19090	W 173.8 x iaL 177,2 x ø 410	optional
22.37 P	01/89→			L 9	ø 6.35 x L 14.29	optional 01/91→ 128x		L 9	ø 6.35 x L 14.29	optional 01/91→ 128x
22.40 C	01/89→							L 10	ø 6.35 x L 15.9	optional 112x
22.47 C	01/90→			L 10	ø 6.35 x L 15.9	optional 112x		L 10	ø 6.35 x L 15.9	optional 112x

Strato (4-Axles) **01/94** →

275	01/94→			VL872S7100 19090	W 173.8 x iaL 177,2 x ø 410	optional		VL882S7115 19071	W 198.6 x iaL 174,5 x ø 410	
				VL872S7115 19090	W 173.8 x iaL 177,2 x ø 410	optional		VL892S7115 19068	W 223.6 x iaL 177,2 x ø 410	optional
				VL882S7115 19071	W 198.6 x iaL 174,5 x ø 410			L 10	ø 6.35 x L 15.9	112x
				L 10	ø 6.35 x L 15.9	112x				

Strato R - Series **01/90** →

R 24.26 C	01/90→			VL882S7115 19071	W 198.6 x iaL 174,5 x ø 410			VL882S7115 19071	W 198.6 x iaL 174,5 x ø 410	
				L 10	ø 6.35 x L 15.9	112x		L 10	ø 6.35 x L 15.9	112x

Strato TC - Series (2-Axles) **01/91** →

TC 17.28 L	01/91→			RW564S7115 19636	W 178 x iaL 194,6 x ø 419			RW564S7115 19636	W 178 x iaL 194,6 x ø 419	optional
				VL872S7100 19090	W 173.8 x iaL 177,2 x ø 410	optional		VL872S7100 19090	W 173.8 x iaL 177,2 x ø 410	optional
				VL872S7115 19090	W 173.8 x iaL 177,2 x ø 410	optional		VL872S7115 19090	W 173.8 x iaL 177,2 x ø 410	optional
				L 9	ø 6.35 x L 14.29	optional 01/91→ 128x		L 9	ø 6.35 x L 14.29	optional 01/91→ 128x
				L 10	ø 6.35 x L 15.9	optional 112x		L 10	ø 6.35 x L 15.9	optional 112x

Strato TC - Series (3-Axles Rigid) **01/91** →

TC 26.27 C	01/91→			VL882S7115 19071	W 198.6 x iaL 174,5 x ø 410			VL882S7115 19071	W 198.6 x iaL 174,5 x ø 410	
TC 26.28 L	01/91→			L 10	ø 6.35 x L 15.9	112x		L 10	ø 6.35 x L 15.9	112x

R - S



kW / hp

**SEDDON DIESEL****SEDDON DIESEL****Strato TC - Series (3-Axles Tractors) 01/91 →**

TC 22.32 C	01/91 →		RW564S7115 19636	W 178 x iaL 194,6 x ø 419			RW564S7115 19636	W 178 x iaL 194,6 x ø 419	
TC 22.33 L, P	01/91 →		VL872S7100 19090	W 173.8 x iaL 177,2 x ø 410	optional		VL872S7100 19090	W 173.8 x iaL 177,2 x ø 410	optional
TC 22.37 C	01/91 →		VL872S7115 19090	W 173.8 x iaL 177,2 x ø 410	optional		VL872S7115 19090	W 173.8 x iaL 177,2 x ø 410	optional
			L 9	ø 6.35 x L 14.29	optional 01/91 → 128x		L 9	ø 6.35 x L 14.29	optional 01/91 → 128x
			L 10	ø 6.35 x L 15.9	optional 112x		L 10	ø 6.35 x L 15.9	optional 112x

Strato TC - Series (4-Axles) 01/90 →

TC 32.28 L	01/90 →		VL872S7100 19090	W 173.8 x iaL 177,2 x ø 410	optional		VL882S7115 19071	W 198.6 x iaL 174,5 x ø 410	
TC 32.33 L	01/90 →		VL872S7115 19090	W 173.8 x iaL 177,2 x ø 410	optional		VL892S7115 19068	W 223.6 x iaL 177,2 x ø 410	optional
TC 32.33 P	01/91 →		VL882S7115 19071	W 198.6 x iaL 174,5 x ø 410			L 10	ø 6.35 x L 15.9	112x
			L 10	ø 6.35 x L 15.9	112x				

SETRA**SETRA****Series 200 01/73 →**

S 200 (6x2)	01/73 →	235 / 320		CVP319 29498	179 x 103 x 20 Knorr 2V20	disc-th.48 mm → → disc-th.44 mm		PB18192S7100 19699	W 220 x iaL 174,3 x ø 410	
S 208 (4x2)	01/79 →	124 / 169		PB16171S7113 19849	W 160 x iaL 196,0 x ø 410	optional		PB18192S7113 19699	W 220 x iaL 174,3 x ø 410	
S 210 H (4x2)	01/83 →	159 / 216		5X15FTSTB32 Me	ø 5 x L 15.5	64x		5X15FTSTB32 Me	ø 5 x L 15.5	96x
S 215 HD (4x2)	01/77 →	188 / 256		CVD526	ø 396 x 48 x 119					
S 215 HDH (6x2/4)	01/89 →	260 / 354		CVP319 29498	179 x 103 x 20 Knorr 2V20	disc-th.48 mm → → disc-th.44 mm				
S 215 SL (4x2)	01/85 →	177 / 241								
S 216 HDS (6x2/4)	01/91 →	269 / 366								
SG 221 HDS (8x2/4)	01/79 →	269 / 366								
SG 221 UL (6x2)	01/85 →	177 / 241								
SG 221 UL (6x2)	01/85 →	206 / 280								

Serie 200 01/73 → → Series 200, Page 209**Serie 300 01/91 → 02/02 → Series 300, Page 209****Series 300 01/91 → 02/02**

S300N, S300NC (4x2)	09/91 → 02/02	177-180 / 241-245		CVP319 29498	179 x 103 x 20 Knorr 2V20	disc-th.48 mm → → disc-th.44 mm		PB18192S7100 19699	W 220 x iaL 174,3 x ø 410	
				PB16171S7113 19849	W 160 x iaL 196,0 x ø 410	optional		PB18192S7113 19699	W 220 x iaL 174,3 x ø 410	
				5X15FTSTB32 Me	ø 5 x L 15.5	64x		5X15FTSTB32 Me	ø 5 x L 15.5	96x
				CVD526	ø 396 x 48 x 119					
S309HD (4x2)	09/91 → 02/02	213 / 290		CVP013K 29030	[o] 249.6 x 118.4 x 28.2 Meritor D-3	disc-th.45 mm → → disc-th.41 mm		PB18192S7100 19699	W 220 x iaL 174,3 x ø 410	
S312HD, S315H, S315GT, S315HD, S315HDH (4x2)	09/91 → 02/02	250 / 340		CVP018K 29053	[o] 249.6 x 118.4 x 30.2 Meritor D-3	disc-th.41 mm → → disc-th.38 mm		PB18192S7113 19699	W 220 x iaL 174,3 x ø 410	
S313UL, S315H, S315UL, S315NF (4x2)	09/91 → 02/02	220 / 299		WIK502	L 335	2x		5X15FTSTB32 Me	ø 5 x L 15.5	96x
S315GT, S315GT-HD, S315HD, S315HDH (4x2)	09/94 → 02/02	294 / 400		CVD554	ø 432 x 45 x 135					
S315GT-HD, S315HD, S315HDH (4x2)	01/96 →	213 / 290								
S316HDS, S317GT-HD, S317HD, S317HDH (6x2)	09/91 → 02/02	280 / 381								
S317GT-HD, S317HD, S317HDH, S319GT-HD (6x2)	09/91 → 02/02	320 / 435								
S319NF, S319UL (6x2/4)	09/91 → 02/02	257 / 350								
S321UL (6x2)	09/91 → 02/02	220 / 299								
S328DT (6x2)	09/91 → 02/02	385 / 524								
S 315 NF (4x2)	01/91 →	185 / 252		CVP013K 29030	[o] 249.6 x 118.4 x 28.2 Meritor D-3	disc-th.45 mm → → disc-th.41 mm				
				CVP018K 29053	[o] 249.6 x 118.4 x 30.2 Meritor D-3	disc-th.41 mm → → disc-th.38 mm				
				WIK502	L 335	2x				
S 315 UL	01/91 →			CVP013K 29030	[o] 249.6 x 118.4 x 28.2 Meritor D-3	disc-th.45 mm → → disc-th.41 mm		PB18192S7100 19699	W 220 x iaL 174,3 x ø 410	
				CVP018K 29053	[o] 249.6 x 118.4 x 30.2 Meritor D-3	disc-th.41 mm → → disc-th.38 mm		PB18192S7113 19699	W 220 x iaL 174,3 x ø 410	
				WIK502	L 335	2x				
S 319 NF (6x2)	01/91 →	185 / 252		CVP013K 29030	[o] 249.6 x 118.4 x 28.2 Meritor D-3	disc-th.45 mm → → disc-th.41 mm				
				CVP018K 29053	[o] 249.6 x 118.4 x 30.2 Meritor D-3	disc-th.41 mm → → disc-th.38 mm				
				CVPO20KPSV 29087	[o] 247.7 x 109.7 x 30 Knorr SB 7000					



kW / hp



SETRA

SETRA

Series 300 01/91 → 02/02

S 319 NF (6x2)

01/91 →

185 / 252



WIK502

L 335

2x

Series 400 10/01 →

ComfortClass S 415 GT (4x2)	10/03 →	185 / 252
ComfortClass S 415 GT (4x2)	10/03 →	300 / 408
ComfortClass S 415 GT, GT-HD (4x2)	10/03 →	260 / 354
ComfortClass S 415 GT, GT-HD (4x2)	10/03 →	300-310 / 408-422
ComfortClass S 415 GT, S 416 GT (4x2)	10/03 →	220 / 299
ComfortClass S 415 GT-HD (4x2)	10/03 →	335 / 456
ComfortClass S 415 GT-HD, S 416 GT-HD (4x2)	10/03 →	315 / 428
ComfortClass S 416 GT (4x2)	10/03 →	300 / 408
ComfortClass S 416 GT-HD (6x2)	10/03 →	370 / 503
ComfortClass S 416 GT-HD (4x2)	10/03 →	260 / 354
ComfortClass S 416 GT-HD (6x2)	10/03 →	320 / 435
ComfortClass S 416 GT-HD (6x2)	10/03 →	335 / 456
ComfortClass S 416 GT-HD (4x2)	10/03 →	335 / 456
ComfortClass S 416 GT-HD (6x2)	10/03 →	350 / 476
ComfortClass S 416 GT-HD, ComfortClass S 417 GT-HD (6x2)	10/03 →	310-315 / 422-428
ComfortClass S 416 GT-HD, ComfortClass S 417 GT-HD (6x2)	10/03 →	260 / 354
ComfortClass S 417 GT-HD (6x2)	10/03 →	370 / 503
ComfortClass S 417 GT-HD (6x2)	10/03 →	320 / 435
ComfortClass S 417 GT-HD (6x2)	10/03 →	350 / 476
ComfortClass S 417 GT-HD (6x2)	10/03 →	335 / 456
ComfortClass S 419 GT-HD (6x2)	10/03 →	350 / 476
ComfortClass S 419 GT-HD (6x2)	10/03 →	370 / 503
MultClass S 412 UL (4x2)	01/05 →	220 / 299
MultClass S 412 UL (4x2)	01/05 →	299 / 408
MultClass S 412 UL (4x2)	01/05 →	260 / 354
MultClass S 415 H (4x2)	01/05 →	260 / 354
MultClass S 415 H (4x2)	01/05 →	220 / 299
MultClass S 415 NF (4x2)	01/05 →	210 / 286
MultClass S 415 NF (4x2)	01/05 →	220 / 299
MultClass S 415 NF (4x2)	01/05 →	260 / 354
MultClass S 415 UL (4x2)	01/05 →	260 / 354
MultClass S 415 UL (4x2)	01/05 →	220 / 299
MultClass S 415 UL (4x2)	01/05 →	299 / 408
MultClass S 416 H (4x2)	01/05 →	260 / 354
MultClass S 416 H (4x2)	01/05 →	300 / 408
MultClass S 416 H (4x2)	01/05 →	220 / 299
MultClass S 416 NF (4x2)	01/05 →	220 / 299
MultClass S 416 NF (4x2)	01/05 →	260 / 354
MultClass S 416 NF (4x2)	01/05 →	210 / 286
MultClass S 416 UL (4x2)	01/05 →	300 / 408
MultClass S 416 UL (4x2)	01/05 →	260 / 354
MultClass S 416 UL (4x2)	01/05 →	220 / 299
MultClass S 417 UL (6x2/4)	01/05 →	300 / 408
MultClass S 417 UL (6x2/4)	01/05 →	260 / 354
MultClass S 417 UL (6x2/4)	01/05 →	220 / 299
MultClass S 419 UL (6x2/4)	01/05 →	260 / 354
MultClass S 419 UL (6x2/4)	01/05 →	300 / 408
MultClass S 419 UL (6x2/4)	01/05 →	220 / 299
TopClass S 411 HD (4x2)	10/01 →	300 / 408
TopClass S 411 HD (4x2)	10/01 →	260 / 354
TopClass S 415 HD (4x2)	10/01 →	320 / 435
TopClass S 415 HD (4x2)	10/01 →	370 / 503
TopClass S 415 HD (4x2)	10/01 →	310-315 / 422-428
TopClass S 415 HD (4x2)	10/01 →	260 / 354
TopClass S 415 HDH (6x2/4)	10/01 →	350 / 476
TopClass S 415 HDH (6x2/4)	10/01 →	310-315 / 422-428
TopClass S 415 HDH (6x2/4)	10/01 →	370 / 503
TopClass S 415 HDH (6x2/4)	10/01 →	335 / 456
TopClass S 415 HDH (6x2/4)	10/01 →	260 / 354
TopClass S 415 HDH (6x2/4)	10/01 →	320 / 435
TopClass S 416 HDH (6x2/4)	10/01 →	350 / 476
TopClass S 416 HDH (6x2/4)	10/02 →	370 / 503
TopClass S 416 HDH (6x2/4)	01/03 →	355 / 483
TopClass S 416 HDH (6x2/4)	01/03 →	260 / 354
TopClass S 416 HDH, TopClass S 417 HDH (6x2/4)	10/02 →	370 / 503
TopClass S 416 HDH, TopClass S 417 HDH (6x2/4)	10/02 →	310-315 / 422-428
TopClass S 416 HDH, TopClass S 417 HDH (6x2/4)	10/02 →	320 / 435
TopClass S 417 HDH (6x2/4)	10/02 →	370 / 503
TopClass S 417 HDH (6x2/4)	10/03 →	260 / 354
TopClass S 417 HDH (6x2/4)	10/03 →	355 / 483
TopClass S 431 DT (6x2/4)	10/02 →	320 / 435

CVPO20KPSV
29087[o] 247.7 x 109.7 x 30
Knorr SB 7000

CVD552

ø 430 x 45 x 132

see techn. info.



CVD670

ø 430 x 45 x 144

see techn. info.

CVPO20KPSV
29087[o] 247.7 x 109.7 x 30
Knorr SB 7000

CVD552

ø 430 x 45 x 132

R-S





kW / hp

**SETRA****SETRA****Series 400** 10/01 →

TopClass S 431 DT (6x2/4)	10/02 →	350 / 476		CVP020KPSV 29087	[o] 247.7 x 109.7 x 30 Knorr SB 7000			CVP020KPSV 29087	[o] 247.7 x 109.7 x 30 Knorr SB 7000	
TopClass S 431 DT (6x2/4)	10/02 →	370 / 503		CVD552	ø 430 x 45 x 132	see techn. info.		CVD552	ø 430 x 45 x 132	
				CVD670	ø 430 x 45 x 144	see techn. info.				

Serie 400 10/01 → → **Series 400, Page 210****SISU****SISU****394,0x203,0**

394,0x203,0								CS641S7119 19745	W 202.6 x iaL 157 x ø 394	
								L 10	ø 6.35 x L 15.9	96x

SOLARIS**SOLARIS****ALPINO** 01/07 →

Alpino (4x2)	01/07 →	184 / 250		CVP020KPSV 29087	[o] 247.7 x 109.7 x 30 Knorr SB 7000			CVP020KPSV 29087	[o] 247.7 x 109.7 x 30 Knorr SB 7000	
				CVP020K 29202	[o] 247.7 x 109.7 x 30 Knorr SB 7000			CVP020K 29202	[o] 247.7 x 109.7 x 30 Knorr SB 7000	

URBINO 01/99 →

Urbino 10 (4x2)	06/02 →	184 / 250		CVP020KPSV 29087	[o] 247.7 x 109.7 x 30 Knorr SB 7000			CVP020KPSV 29087	[o] 247.7 x 109.7 x 30 Knorr SB 7000	
Urbino 12 (4x2)	01/99 →	191 / 260								
Urbino 12 (4x2)	01/99 →	183 / 249								
Urbino 12 (4x2)	01/99 →	162 / 220								
Urbino 12 (4x2)	06/02 →	184 / 250								
Urbino 12 (4x2)	10/06 →	265 / 360								
Urbino 15 (6x2)	01/99 →	191 / 260								
Urbino 15 (6x2)	01/99 →	191 / 260								
Urbino 15, Urbino 18 (6x2)	10/06 →	265 / 360								
Urbino 15, Urbino 18 (6x2)	10/06 →	250 / 340								
Urbino 15, Urbino 18 (6x2)	10/06 →	228 / 310								
Urbino 18 (6x2)	01/99 →	235 / 320								
Urbino 18 (6x2)	01/99 →	257 / 350								
Urbino 18 (6x2)	01/99 →	228 / 310								
Urbino 9 (4x2)	01/99 →	114 / 155								

VACANZA 06/02 →

Vacanza 12 (4x2)	06/02 → 12/06	280 / 381		CVP020KPSV 29087	[o] 247.7 x 109.7 x 30 Knorr SB 7000			CVP020KPSV 29087	[o] 247.7 x 109.7 x 30 Knorr SB 7000	
Vacanza 12 (4x2)	06/02 → 12/06	250 / 340								
Vacanza 12 (4x2)	10/03 → 12/06	315 / 428								
Vacanza 12 (4x2)	10/05 →	300 / 408								
Vacanza 13 (6x2)	10/03 → 12/06	315 / 428								
Vacanza 13 (6x2)	10/05 →	300 / 408								

SPECIALCAR**SPECIALCAR****311,0x190,0 (ROR 15")**

								RW9132S7340 19604	W 190.5 x iaL 126,6 x ø 311	
--	--	--	--	--	--	--	--	-----------------------------	-----------------------------	--

419,0x178,0 (ROR)

								RW561S7222 19036	W 177.8 x iaL 189,1 x ø 419	
--	--	--	--	--	--	--	--	----------------------------	-----------------------------	--

419,0x219,0 (ROR)

								FU452S7329 19369	W 219.1 x iaL 196,6 x ø 419	
								L 10	ø 6.35 x L 15.9	96x

420,0x140,0

								FI1051S7141 17869	W 140 x iaL 197 x ø 420	
--	--	--	--	--	--	--	--	-----------------------------	-------------------------	--

STEYR**STEYR****591-1891** 01/78 → 12/85

1291	01/78 → 12/85							SY241S7113 19246	W 185 x iaL 186 x ø 420	
1291, 330S	01/81 → 12/85									
1391	01/80 → 12/85									
1491	01/78 → 12/85									
1891	01/82 → 12/85									
991	01/78 → 12/85									

Citybus 01/87 →

City-Bus SC 6 F 72	01/87 →							MB80812S7121 15030	W 79 x iaL 242,7 x ø 270	
--------------------	---------	--	--	--	--	--	--	------------------------------	--------------------------	--

S - Series 01/86 → 12/93

11 S	01/90 →			GG2101S7115 17988	W 149.5 x iaL 142,7 x ø 325			GG2101S7115 17988	W 149.5 x iaL 142,7 x ø 325	
9 S	01/90 →			8 x 15	ø 8 x L 15	64x		8 x 15	ø 8 x L 15	64x
14 S	01/90 →			CS672S7119 19922	W 203 x iaL 186 x ø 394	air appl. brake.		VL882S7115 19071	W 198.6 x iaL 174,5 x ø 410	air appl. brake.
15 S	01/90 →									



















































kW / hp

**STEYR****STEYR****S - Series** **01/86 → 12/93**

16 S 17 S	01/90 → 01/90 →	CS672S7119 19922	W 203 x iaL 186 x ø 394	air appl. brake.	VL882S7115 19071	W 198,6 x iaL 174,5 x ø 410	air appl. brake.
19 S 22 S 26 S 32 S 42 S	01/86 → 12/93 01/86 → 12/93 01/86 → 12/93 01/86 → 12/93 01/86 → 12/93				RW561S7222 19036	W 177,8 x iaL 189,1 x ø 419	
19 S 22 S 26 S 32 S 42 S	01/94 → 01/94 → 01/94 → 01/94 → 01/94 →	MP322S7100 19495	W 183 x iaL 178,0 x ø 410		MP362S7100 19496	W 223 x iaL 178,0 x ø 410	
		8 x 18	ø 8 x L 18	64x	SY241S7113 19246	W 185 x iaL 186 x ø 420	optional
					8 x 18	ø 8 x L 18	64x
6 S	01/91 →	GG2091S7141 15879	W 99,5 x iaL 142,7 x ø 325		GG2091S7141 15879	W 99,5 x iaL 142,7 x ø 325	
		8 x 15	ø 8 x L 15	48x	8 x 15	ø 8 x L 15	48x
8 S	01/90 →	GG2101S7115 17988	W 149,5 x iaL 142,7 x ø 325		GG2101S7115 17988	W 149,5 x iaL 142,7 x ø 325	
		8 x 15	ø 8 x L 15	64x	8 x 15	ø 8 x L 15	Lucas -brake 64x
SG 18 articulated bus SL 11 interurban-bus SS 11 articulated bus SS 11 Citybus					SY241S7113 19246	W 185 x iaL 186 x ø 420	

R - S

30 kW / hp					
TATRA			TATRA		
T - Series  01/81 →					
T 815	01/81 →	 8 x 18	ø 8 x L 18	64x	 8 x 18
					ø 8 x L 18
					64x
TEMSA			TEMSA		
AVENUE  01/08 →					
AVENUE	01/08 →	 CVP032K 29285	[o] 175.5 x 85.6 x 26 Wabco PAN 17		 CVP032K 29285
					[o] 175.5 x 85.6 x 26 Wabco PAN 17
Diamond  01/06 →					
14 (6x2)	01/06 →	324 / 440	 CVP013K 29030	[o] 249.6 x 118.4 x 28.2 Meritor D-3	 CVP013K 29030
					[o] 249.6 x 118.4 x 28.2 Meritor D-3
			 WIK519	L 358 / 307	 WIK519
			 WIK532	L 405 / 350	 WIK532
			 WIK534	L 275	 WIK534
					L 275
TOYOTA			TOYOTA		
COASTER Bus (TRB5 , XZB5 , RZB4 , HZB5 , BZB5 , BB4)  02/93 →					
3.7 D	02/93 → 08/01	89 / 121	 CVP109 29296	[+] 166.4 x 63.3 x 20	
4.0 TD	11/03 →	110 / 150			
4.0 TD	11/03 →	132 / 180			
DYNA 400 Pritsche/Fahrgestell (XZU)  10/00 → → DYNA 400 Plattform/Chassis (XZU), Page 213					
DYNA 400 Plattform/Chassis (XZU)  10/00 →					
4.6 D	10/00 →	88 / 120	 CVP109 29296	[+] 166.4 x 63.3 x 20	
TRAILOR			TRAILOR		
300,0x200,0 					
					 BC1061071S7340 19967
					W 200 x iaL 131,7 x ø 300
355,0x150,0 					
					 LZ451S7222 19912
					W 150 x iaL 159,6 x ø 355
360,0x200,0 					
					 BC1201211S7222 19718
					W 200 x iaL 169,1 x ø 360
419,0x177,8 					
					 RW561S7222 19036
					W 177,8 x iaL 189,1 x ø 419
					 IL66673S7329 19037
					W 177,8 x iaL 194,6 x ø 419
					 L 10
					ø 6.35 x L 15.9
					96x
419,0x178,0 (SMB C 2) 					
					 FT11121S7329 19613
					W 178 x iaL 188,9 x ø 419
419,0x203,0 					
					 RW121S7329 19365
					W 203,2 x iaL 194,6 x ø 419
					 RW123S7329 19366
					W 203,2 x iaL 189,1 x ø 419
					 L 10
					ø 6.35 x L 15.9
					96x
419,0x203,0 (SMB C 1) 					
					 FT671S7329 19557
					W 203 x iaL 194,5 x ø 419
419,0x219,1 					
					 FU452S7329 19369
					W 219,1 x iaL 196,6 x ø 419
					 L 10
					ø 6.35 x L 15.9
					96x
TRENKAMP & GEHLE (GIGANT)			TRENKAMP & GEHLE (GIGANT)		
300x200 					
					 BC801Y7340 19574
					W 200 x iaL 145,4 x ø 300
377x45 					
					 CVP036K 29095
					[o] 210.7 x 92.5 x 30 Knorr SB 6000
					 CVP090K 29313
					[o] 210.6 x 92.3 x 29.8 Wabco PAN 19-1

T-Z



kW / hp

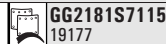
**TRENKAMP & GEHLE (GIGANT)****TRENKAMP & GEHLE (GIGANT)**

377x45

**CVD644**

ø 376 x 45 x 57.5

430x45

**CVP020K**
29202[o] 247.7 x 109.7 x 30
Knorr SB 7000**TVM****TVM****Marbus B3** 01/01 →Marbus B3 090 TH, TL, TLL 01/01 → 206 / 280
(4x2)**CVP036K**
29095[o] 210.7 x 92.5 x 30
Knorr SB 6000**GG2181S7115**
19177

W 163 x iaL 174,3 x ø 360

Marbus B4 01/01 →

Marbus B4 080 (4x2) 01/01 → 125 / 170

**CVP032K**
29285[o] 175.5 x 85.6 x 26
Wabco PAN 17**CVP032K**
29285[o] 175.5 x 85.6 x 26
Wabco PAN 17**VALX****VALX**

360x200

**BC100101S7340**
19902

W 200 x iaL 159,3 x ø 360


420x180

**RW564S7100**
19636

W 178 x iaL 194,6 x ø 419

**RW564S7115**
19636

W 178 x iaL 194,6 x ø 419

**L 9**


ø 6.35 x L 14.29

128x

VAN HOOL**VAN HOOL**

300

300

**FI861S7141**
17481

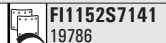
W 125 x iaL 421,6 x ø 420

309 01/79 →

309 01/79 →

**FI1152S7141**
19786

W 200 x iaL 207,2 x ø 410


**FI1152S7141**
19786

W 200 x iaL 207,2 x ø 410

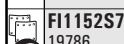
314-409

314 N3
320 16S CV
409**FI861S7141**
17481


W 125 x iaL 421,6 x ø 420 optional

A 420, A 440 A 420
A 440**CVP338**
29747139.5 x 121 x 32.5
Knorr K 85disc-th.48 mm →
→disc-th.44 mm**DF30311S7203**
19617

W 203.2 x iaL 212,9 x ø 419

**FI1152S7141**
19786

W 200 x iaL 207,2 x ø 410

**CVD527**


ø 406 x 48 x 175

**CVD701**

ø 410 x 48 x 120

A 600

A 600

**DF30311S7203**
19617

W 203.2 x iaL 212,9 x ø 419

A 662

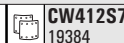
A 662

**FI861S7141**
17481

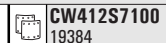
W 125 x iaL 421,6 x ø 420

**FI861S7141**
17481

W 125 x iaL 421,6 x ø 420

A - Series A 308
A 508**CW412S7100**
19384

W 177.8 x iaL 189 x ø 381

**CW412S7100**
19384

W 177.8 x iaL 189 x ø 381

**CW412S7141**
19384W 177.8 x iaL 189,1 x ø
381**CW412S7141**
19384W 177.8 x iaL 189,1 x ø
381**A-Serie** 10/06 →A 308 (4x2) 10/06 → 176 / 239
A 330 (4x2) 10/06 → 235 / 320
A 330 (4x2) 10/06 → 228 / 310
A 330 (4x2) 10/06 → 183 / 249
AG 300 (6x2) 10/06 → 265 / 360
AG 300 (6x2) 10/06 → 228 / 310
AG 300 (6x2) 10/06 → 265 / 360**CVP013K**
29030[o] 249.6 x 118.4 x 28.2
Meritor D-3**CVP013K**
29030[o] 249.6 x 118.4 x 28.2
Meritor D-3**WIK519**

L 358 / 307

**WIK519**

L 358 / 307

**WIK532**

L 405 / 350

**WIK532**

L 405 / 350

**WIK534**

L 275

**WIK534**

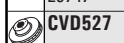
L 275

EOS-Models 80 - 223

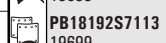
EOS-Models 80 - 223

**CVP338**
29747139.5 x 121 x 32.5
Knorr K 85disc-th.48 mm →
→disc-th.44 mm**PB18192S7100**
19699

W 220 x iaL 174,3 x ø 410

**CVD527**

ø 406 x 48 x 175

**PB18192S7113**
19699

W 220 x iaL 174,3 x ø 410

**CVD701**

ø 410 x 48 x 120



kW / hp



VAN HOOL

VAN HOOL

Low floor buses 01/94 →

A 300 (4x2)	01/94 →	206 / 280		CVP013K 29030	[o] 249.6 x 118.4 x 28.2 Meritor D-3		CVP013K 29030	[o] 249.6 x 118.4 x 28.2 Meritor D-3
A 308 (4x2)	01/94 →	162 / 220						
A 320 (4x2)	01/94 →	228 / 310						
A 330 (4x2)	01/94 →	206 / 280						
A 360 (4x2)	01/94 →	191 / 260						
A 600 (4x2)	01/94 →	191 / 260						
AG 300 (4x2)	01/94 →	228 / 310						
AG 500 (4x2)	01/94 →	228 / 310						
AGG 300 (4x2)	01/94 →	265 / 360						

T - Series 01/80 →

T 809 Alizee				AX146S7115 19896	W 178 x iaL 192 x ø 380		AX146S7115 19896	W 178 x iaL 192 x ø 380
T 811	01/80 →			CW412S7100 19384	W 177.8 x iaL 189 x ø 381		AX146S7115 19896	W 178 x iaL 192 x ø 380
T 812	01/80 →							
T 813	01/80 →							
T 814	01/80 →			CW412S7141 19384	W 177.8 x iaL 189,1 x ø 381			
T 815	01/80 →							

T-Series 10/05 →

T 911 (4x2)	10/05 →	265 / 360		CVP013K 29030	[o] 249.6 x 118.4 x 28.2 Meritor D-3		CVP013K 29030	[o] 249.6 x 118.4 x 28.2 Meritor D-3
T 911 (4x2)	10/06 →	265 / 360						
T 915, T 916 (4x2)	10/05 →	300 / 408						
T 915, T 916 (4x2)	10/05 →	294 / 400		WIK519	L 358 / 307		WIK519	L 358 / 307
T 916, T 917, T 918, T 919 (6x2)	10/05 →	353 / 480		WIK532	L 405 / 350		WIK532	L 405 / 350
T 916, T 917, T 918, T 919 (6x2)	10/05 →	340 / 462		WIK534	L 275		WIK534	L 275
T 917 (6x2)	10/05 →	324 / 440						
TD 925, TD 927 (6x2)	10/05 →	375 / 510						
TD 925, TD 927 (6x2)	10/06 →	353 / 480						

VOLVO

VOLVO

7700 06/06 →

7700 (6x2)	06/06 →	228 / 310		CVP101K 29174	[o] 249.6 x 106.9 x 29.2 Meritor ELSA 225-3		CVP101K 29174	[o] 249.6 x 106.9 x 29.2 Meritor ELSA 225-3
7700 (4x2)	06/06 →	191 / 260						
7700 (4x2)	06/06 →	265 / 360						
7700 (4x2)	06/06 →	228 / 310						
7700 (6x2)	06/06 →	191 / 260						
7700 (6x2)	06/06 →	223 / 300						
7700 (4x2)	06/06 →	223 / 300						
7700 (4x2)	06/06 →	191 / 260						
7700 (6x2)	06/06 →	265 / 360						
7700 (6x2)	06/06 →	191 / 260						

8500 01/99 →

8500 (4x2)	01/99 →	279 / 380		CVP101K 29174	[o] 249.6 x 106.9 x 29.2 Meritor ELSA 225-3		CVP101K 29174	[o] 249.6 x 106.9 x 29.2 Meritor ELSA 225-3
8500 (6x2)	01/99 →	250 / 340						
8500 (4x2)	01/99 →	250 / 340						
8500 (6x2)	01/99 →	279 / 380						
8500 (6x2/4)	01/99 →	250 / 340						
8500 (6x2/4)	01/99 →	279 / 380						
8500 (6x2)	01/99 →	265 / 360						

8700 01/99 →

8700 (4x2)	01/99 →	250 / 340		CVP101K 29174	[o] 249.6 x 106.9 x 29.2 Meritor ELSA 225-3		CVP101K 29174	[o] 249.6 x 106.9 x 29.2 Meritor ELSA 225-3
8700 (6x2)	01/99 →	250 / 340						
8700 (6x2/4)	01/99 →	280 / 380						
8700 (6x2/4)	01/99 →	250 / 340						
8700 (4x2)	01/99 →	280 / 380						
8700 (4x2)	01/99 →	213 / 290						
8700 (4x2)	01/99 →	250 / 340						

9700 04/01 →

9700 (4x2)	04/01 →	280 / 380		CVP037K 29277	249.5 x 111.2 x 29.2 Meritor D-DUCO		CVP037K 29277	249.5 x 111.2 x 29.2 Meritor D-DUCO
9700 (4x2)	04/01 →	309 / 420						
9700 (4x2)	04/01 →	250 / 340						
9700 (6x2/4)	10/01 →	309 / 420						
9700 (6x2/4)	10/01 →	280 / 380						
9700 (6x2/4)	10/01 →	250 / 340						
9700 (6x2/4)	10/07 →	338 / 460		CVP101K 29174	[o] 249.6 x 106.9 x 29.2 Meritor ELSA 225-3		CVP101K 29174	[o] 249.6 x 106.9 x 29.2 Meritor ELSA 225-3
9700 (4x2)	10/07 →	338 / 460		WIK538	L 277 / 342		WIK538	L 277 / 342
9700 (4x2)	01/09 →	338 / 460		CVP101K 29174	[o] 249.6 x 106.9 x 29.2 Meritor ELSA 225-3		CVP101K 29174	[o] 249.6 x 106.9 x 29.2 Meritor ELSA 225-3
9700 (6x2/4)	01/09 →	309 / 420						
9700 (6x2/4)	01/09 →	338 / 460						
9700 (4x2)	01/09 →	309 / 420						

9900 10/01 →

9900 (4x2)	10/01 →	309 / 420		CVP037K 29277	249.5 x 111.2 x 29.2 Meritor D-DUCO		CVP037K 29277	249.5 x 111.2 x 29.2 Meritor D-DUCO
9900 (6x2)	10/01 →	309 / 420						
9900 (4x2)	10/07 →	338 / 460		CVP101K 29174	[o] 249.6 x 106.9 x 29.2 Meritor ELSA 225-3		CVP101K 29174	[o] 249.6 x 106.9 x 29.2 Meritor ELSA 225-3
9900 (6x2/4)	10/07 →	338 / 460		WIK538	L 277 / 342		WIK538	L 277 / 342
9900 (6x2/4)	01/09 →	309 / 420		CVP101K 29174	[o] 249.6 x 106.9 x 29.2 Meritor ELSA 225-3		CVP101K 29174	[o] 249.6 x 106.9 x 29.2 Meritor ELSA 225-3
9900 (4x2)	01/09 →	309 / 420						
9900 (6x2/4)	01/09 →	338 / 460						
9900 (4x2)	01/09 →	338 / 460						

B 6 - Series 01/83 → 12/88

B 6	01/86 → 12/88			GG2072081S7121 19269	W 170 x iaL 268,1 x ø 360		GG2072081S7121 19269	W 170 x iaL 268,1 x ø 360
B 6	01/95 →			GG2352361S7141 19758	W 170 x iaL 174,3 x ø 360		GG2352361S7141 19758	W 170 x iaL 174,3 x ø 360



kW / hp

**VOLVO****VOLVO****B 6 - Series** **01/83→12/88**

B 6 FA 01/83→12/85	CW412S7100 19384	W 177.8 x iaL 189 x ø 381		CW412S7100 19384	W 177.8 x iaL 189 x ø 381	
	CW412S7141 19384	W 177.8 x iaL 189,1 x ø 381		CW412S7141 19384	W 177.8 x iaL 189,1 x ø 381	
	L 9	ø 6.35 x L 14.29	96x	L 9	ø 6.35 x L 14.29	96x

B 6 **11/91→**

B6R, B6LE (4x2) 11/91→ 132 / 180 B6R, B6LE (4x2) 11/91→ 154 / 210	GG2142151S7121 19543	W 170 x iaL 173 x ø 360		GG2142151S7121 19543	W 170 x iaL 173 x ø 360	
--	--------------------------------	-------------------------	--	--------------------------------	-------------------------	--

B 7 - Series **01/87→**

B 7 (Chassis 20000-29999) 01/87→	VL861S7100 19941	W 150 x iaL 177,2 x ø 410	optional	VL872S7100 19090	W 173.8 x iaL 177,2 x ø 410	optional
	VL861S7115 19941	W 150 x iaL 177,2 x ø 410	optional	VL872S7115 19090	W 173.8 x iaL 177,2 x ø 410	optional
	VL882S7100 19071	W 198.6 x iaL 174,5 x ø 410		VL892S7100 19068	W 223.6 x iaL 177,2 x ø 410	
	VL882S7115 19071	W 198.6 x iaL 174,5 x ø 410		L 10	ø 6.35 x L 15.9	112x
	L 10	ø 6.35 x L 15.9	optional 96x 112x			
B 7 (Chassis 30000-)	VL76771S7100 19562	W 203 x iaL 192 x ø 394		VL81821S7100 19799	W 254 x iaL 147,0 x ø 394	
	L 11	ø 6.35 x L 17.5	84x	VL81821S7113 19799	W 254 x iaL 147 x ø 394	
				VL81821S7115 19799	W 254 x iaL 147,0 x ø 394	
				L 11	ø 6.35 x L 17.5	84x

B 7 **01/98→**

B 7 (4x2) 01/98→ 213 / 290	VL861S7100 19941	W 150 x iaL 177,2 x ø 410	optional	VL872S7100 19090	W 173.8 x iaL 177,2 x ø 410	optional
	VL861S7115 19941	W 150 x iaL 177,2 x ø 410	optional	VL872S7115 19090	W 173.8 x iaL 177,2 x ø 410	optional
	VL882S7100 19071	W 198.6 x iaL 174,5 x ø 410		VL892S7100 19068	W 223.6 x iaL 177,2 x ø 410	
	L 10	ø 6.35 x L 15.9		VL892S7113 19068	W 223.6 x iaL 177,2 x ø 410	
				L 10	ø 6.35 x L 15.9	

B 9 - Series **01/83→**

B 9 01/83→	L 11	ø 6.35 x L 17.5	88x	VL76771S7100 19562	W 203 x iaL 192 x ø 394	
				L 11	ø 6.35 x L 17.5	84x

B 9 **09/05→**

B 9 (6x2) 09/05→ 228 / 310	CVPO37K 29277	249.5 x 111.2 x 29.2 Meritor D-DUCO		CVPO37K 29277	249.5 x 111.2 x 29.2 Meritor D-DUCO	
B 9 (6x2) 09/05→ 223 / 300						
B 9 (6x2) 09/05→ 265 / 360						
B 9 (4x2) 09/05→ 228 / 310						
B 9 (4x2) 09/05→ 191 / 260						
B 9 (4x2) 09/05→ 191 / 260						
B 9 (4x2) 09/05→ 265 / 360						
B 9 (4x2) 09/05→ 223 / 300						
B 9 (6x2) 09/05→ 191 / 260						
B 9 (6x2) 09/05→ 191 / 260						

B 10 - Series **01/78→**

B 10 01/95→	CVVD610	ø 438 x 45 x 127.2				
B 10 B 01/86→	VL882S7100 19071	W 198.6 x iaL 174,5 x ø 410		VL892S7100 19068	W 223.6 x iaL 177,2 x ø 410	
	VL882S7115 19071	W 198.6 x iaL 174,5 x ø 410		L 10	ø 6.35 x L 15.9	112x
	L 10	ø 6.35 x L 15.9	112x			
B10 BLE	CVPO23K 29090	[c] 249.6 x 114.2 x 28.2 Meritor D-LISA				
	FK023					
	CVVD610	ø 438 x 45 x 127.2				
B 10 L 01/93→				VL892S7115 19068	W 223.6 x iaL 177,2 x ø 410	
				L 10	ø 6.35 x L 15.9	112x
B 10 M 01/79→	VL72731S7115 19467	W 178 x iaL 192,0 x ø 394	9036→	VL76771S7100 19562	W 203 x iaL 192 x ø 394	
	L 11	ø 6.35 x L 17.5	→9035 88x 84x 9036→	L 11	ø 6.35 x L 17.5	84x
B 10 M (6x2) 01/79→	VL76771S7100 19562	W 203 x iaL 192 x ø 394		VL72731S7115 19467	W 178 x iaL 192,0 x ø 394	auxiliary axle



kW / hp

**VOLVO****VOLVO****B 10 - Series** **01/78** →

B 10 M (6x2)	01/79 →		L 11	ø 6.35 x L 17.5	84x		VL81821S7115 19799	W 254 x iaL 147,0 x ø 394	
			L 11	ø 6.35 x L 17.5	84x		L 11	ø 6.35 x L 17.5	84x
B 10 M articulated bus	01/79 →		VL76771S7100 19562	W 203 x iaL 192 x ø 394			VL76771S7100 19562	W 203 x iaL 192 x ø 394	⊕ steered auxiliary axle
			L 11	ø 6.35 x L 17.5	84x		VL81821S7115 19799	W 254 x iaL 147,0 x ø 394	⊕ not steered auxiliary axle
			L 11	ø 6.35 x L 17.5	84x		L 11	ø 6.35 x L 17.5	84x
B 10 M articulated bus, Trilex	01/79 →		VL72731S7115 19467	W 178 x iaL 192,0 x ø 394			VL76771S7100 19562	W 203 x iaL 192 x ø 394	
			L 11	ø 6.35 x L 17.5	84x		VL76771S7100 19562	W 203 x iaL 192 x ø 394	⊕ not steered auxiliary axle
			L 11	ø 6.35 x L 17.5	84x		L 11	ø 6.35 x L 17.5	84x
B 10 R	01/78 →		VL76771S7100 19562	W 203 x iaL 192 x ø 394			VL81821S7100 19799	W 254 x iaL 147,0 x ø 394	
			L 11	ø 6.35 x L 17.5	84x		VL81821S7113 19799	W 254 x iaL 147 x ø 394	
			L 11	ø 6.35 x L 17.5	84x		VL81821S7115 19799	W 254 x iaL 147,0 x ø 394	
			L 11	ø 6.35 x L 17.5	84x		L 11	ø 6.35 x L 17.5	84x

B 10 **01/94** →

B10M (4x2)	133 / 181		VL72731S7115 19467	W 178 x iaL 192,0 x ø 394	9036 →		VL76771S7100 19562	W 203 x iaL 192 x ø 394	
B10M (4x2)	203 / 276		L 11	ø 6.35 x L 17.5	→9035 88x		VL76771S7113 19562	W 203 x iaL 192,0 x ø 394	
B10M (4x2)	178 / 242		L 11	ø 6.35 x L 17.5	9036 → 84x		VL76771S7115 19562	W 203 x iaL 192,0 x ø 394	
			L 11	ø 6.35 x L 17.5			L 11	ø 6.35 x L 17.5	84x

B 12 - Series **01/86** →

B 12	01/86 →		VL882S7100 19071	W 198.6 x iaL 174.5 x ø 410			VL892S7100 19068	W 223.6 x iaL 177,2 x ø 410	
			VL882S7115 19071	W 198.6 x iaL 174.5 x ø 410			L 10	ø 6.35 x L 15.9	64x auxiliary axle 112x
			L 10	ø 6.35 x L 15.9	112x		L 10	ø 6.35 x L 15.9	112x
B12 BLE, TL			CVP101K 29174	[o] 249.6 x 106.9 x 29.2 Meritor ELSA 225-3			CVP101K 29174	[o] 249.6 x 106.9 x 29.2 Meritor ELSA 225-3	

B 12 **02/06** →

B 12 (6x2)	02/06 →	309 / 420		CVP037K 29277	249.5 x 111.2 x 29.2 Meritor D-DUCO		CVP037K 29277	249.5 x 111.2 x 29.2 Meritor D-DUCO	
B 12 (4x2)	02/06 →	280 / 380		CVP037K 29277	249.5 x 111.2 x 29.2 Meritor D-DUCO		CVP037K 29277	249.5 x 111.2 x 29.2 Meritor D-DUCO	
B 12 (6x2)	02/06 →	250 / 340		CVP037K 29277	249.5 x 111.2 x 29.2 Meritor D-DUCO		CVP037K 29277	249.5 x 111.2 x 29.2 Meritor D-DUCO	
B 12 (6x2)	02/06 →	280 / 380		CVP037K 29277	249.5 x 111.2 x 29.2 Meritor D-DUCO		CVP037K 29277	249.5 x 111.2 x 29.2 Meritor D-DUCO	
B 12 (4x2)	02/06 →	338 / 460		CVP037K 29277	249.5 x 111.2 x 29.2 Meritor D-DUCO		CVP037K 29277	249.5 x 111.2 x 29.2 Meritor D-DUCO	
B 12 (4x2)	02/06 →	309 / 420		CVP037K 29277	249.5 x 111.2 x 29.2 Meritor D-DUCO		CVP037K 29277	249.5 x 111.2 x 29.2 Meritor D-DUCO	
B 12 (4x2)	02/06 →	250 / 340		CVP037K 29277	249.5 x 111.2 x 29.2 Meritor D-DUCO		CVP037K 29277	249.5 x 111.2 x 29.2 Meritor D-DUCO	
B 12 (6x2)	02/06 →	338 / 460		CVP037K 29277	249.5 x 111.2 x 29.2 Meritor D-DUCO		CVP037K 29277	249.5 x 111.2 x 29.2 Meritor D-DUCO	

B 12 M - Series **01/01** →

B 12 M (4x2)	01/01 →	250-309 / 340-420		CVP037K 29277	249.5 x 111.2 x 29.2 Meritor D-DUCO		CVP037K 29277	249.5 x 111.2 x 29.2 Meritor D-DUCO	
B 12 M (6x2)	01/01 →	250-309 / 340-420		CVP037K 29277	249.5 x 111.2 x 29.2 Meritor D-DUCO		CVP037K 29277	249.5 x 111.2 x 29.2 Meritor D-DUCO	

B 55 - Series **01/75** →

B 55 Alisa Double Deck	01/75 →						CS641S7119 19745	W 202.6 x iaL 157 x ø 394	
							L 10	ø 6.35 x L 15.9	96x

Buses (with Meritor D-Elsa-2)

all models				CVP088K 29131	[o] 249.6 x 118.2 x 30.2 Meritor D-ELSA 2		CVP088K 29131	[o] 249.6 x 118.2 x 30.2 Meritor D-ELSA 2	
				FK088			FK088		
				FK113			FK113		

ECLIPSE

ECLIPSE				CVP023K 29090	[o] 249.6 x 114.2 x 28.2 Meritor D-LISA				
				FK023					
				CVD610	ø 438 x 45 x 127.2				

F 4 **09/75** → **02/86**

F 406 (4x2)	09/75 → 02/86	59 / 80					SA26272A7115 17831	W 125 x iaL 209 x ø 310	
F 408 (4x2)	04/78 → 02/86	80-81 / 109-110							



kW / hp

**VOLVO****VOLVO****F 6** **12/78→02/86**

F 615 S (4x2)	12/78→10/81	132 / 180		CW412S7100 19384	W 177.8 x iaL 189 x ø 381		CW412S7100 19384	W 177.8 x iaL 189 x ø 381	
F 616 (4x2)	02/81→02/86	128 / 174		CW412S7141 19384	W 177.8 x iaL 189,1 x ø 381		CW412S7141 19384	W 177.8 x iaL 189,1 x ø 381	
F 617 S (4x2)	12/78→02/86	132 / 180							

F 7 **08/78→12/85**

F 7 (4x2)	08/78→12/85	162 / 220		CW412S7100 19384	W 177.8 x iaL 189 x ø 381		CW412S7100 19384	W 177.8 x iaL 189 x ø 381	
F 7 (6x2)	08/78→12/85	180 / 245		CW412S7141 19384	W 177.8 x iaL 189,1 x ø 381		CW412S7141 19384	W 177.8 x iaL 189,1 x ø 381	
F 7 (4x2)	08/78→12/85	147-156 / 200-212							
F 7 (4x2)	08/78→12/85	147-156 / 200-212							
F 7 (4x2)	08/78→12/85	180 / 245							
F 7 (4x2)	08/78→12/85	180 / 245							
F 7 (4x2)	08/78→12/85	162 / 220							
F 7 (6x2)	08/78→12/85	162 / 220							
F 7 (4x2)	08/78→12/85	147-156 / 200-212							
F 7 (4x2)	08/78→12/85	162 / 220							
F 7 (4x2)	08/78→12/85	180 / 245							
F 7 (4x2)	08/78→12/85	147-156 / 200-212							

F 10 **08/77→12/94**

F 10/260 (6x4)	02/82→06/85	192-200 / 261-272		VL861S7100 19941	W 150 x iaL 177,2 x ø 410		VL872S7100 19090	W 173.8 x iaL 177,2 x ø 410	
F 10/260 (6x4)	01/83→06/85	192-200 / 261-272		VL861S7115 19941	W 150 x iaL 177,2 x ø 410		VL872S7115 19090	W 173.8 x iaL 177,2 x ø 410	
F 10/320 (6x4)	12/90→12/94	228-235 / 310-320		VL872S7100 19090	W 173.8 x iaL 177,2 x ø 410		VL882S7115 19071	W 198.6 x iaL 174,5 x ø 410	optional
				VL872S7115 19090	W 173.8 x iaL 177,2 x ø 410		L 10	ø 6.35 x L 15.9	112x
				L 10	ø 6.35 x L 15.9			⊕ axle load 7.5 t ⊕ axle load 8 t 112x ⊕ axle load 6.5 t 96x	
F 10/260 (4x2)	02/82→06/85	192-200 / 261-272		VL861S7100 19941	W 150 x iaL 177,2 x ø 410		VL882S7115 19071	W 198.6 x iaL 174,5 x ø 410	
F 10/260 (4x2)	02/82→06/85	192-200 / 261-272		VL861S7115 19941	W 150 x iaL 177,2 x ø 410		L 10	ø 6.35 x L 15.9	112x
F 10/260 (4x2)	02/82→06/85	192-200 / 261-272		VL872S7100 19090	W 173.8 x iaL 177,2 x ø 410				
F 10/280 (4x2)	08/77→02/82	206-207 / 280-282		VL872S7100 19090	W 173.8 x iaL 177,2 x ø 410				
F 10/280 (4x2)	08/77→02/82	206-207 / 280-282		VL872S7115 19090	W 173.8 x iaL 177,2 x ø 410				
F 10/280 (4x2)	08/77→02/82	206-207 / 280-282		L 10	ø 6.35 x L 15.9			⊕ axle load 7.5 t ⊕ axle load 8 t 112x ⊕ axle load 6.5 t 96x	
F 10/300 (4x2)	10/83→12/86	215-221 / 292-299							
F 10/300 (4x2)	01/84→12/86	215-220 / 292-299							
F 10/300 (4x2)	01/87→12/87	215-220 / 292-299							
F 10/320 (4x2)	10/87→12/90	228-235 / 310-320							
F 10/320 (4x2)	10/87→12/90	228-235 / 310-320							
F 10/320 (4x2)	10/87→12/90	228-235 / 310-320							
F 10/320 (4x2)	12/90→12/94	228-235 / 310-320							
F 10/320 (4x2)	12/90→12/94	228-235 / 310-320							
F 10/320 (4x2)	12/90→12/94	228-235 / 310-320							
F 10/260 (6x2)	02/82→06/85	192-200 / 261-272		VL861S7100 19941	W 150 x iaL 177,2 x ø 410		VL861S7100 19941	W 150 x iaL 177,2 x ø 410	auxiliary axle
F 10/260 (6x2)	02/82→06/85	192-200 / 261-272		VL861S7115 19941	W 150 x iaL 177,2 x ø 410		VL861S7115 19941	W 150 x iaL 177,2 x ø 410	auxiliary axle
F 10/280 (6x2)	08/77→02/82	206-207 / 280-282		VL872S7100 19090	W 173.8 x iaL 177,2 x ø 410		VL872S7100 19090	W 173.8 x iaL 177,2 x ø 410	
F 10/280 (6x2)	08/77→02/82	206-207 / 280-282		VL872S7115 19090	W 173.8 x iaL 177,2 x ø 410		VL872S7115 19090	W 173.8 x iaL 177,2 x ø 410	
F 10/300 (6x2)	01/84→12/86	215-220 / 292-299		L 10	ø 6.35 x L 15.9		VL882S7115 19071	W 198.6 x iaL 174,5 x ø 410	optional
F 10/300 (6x2)	01/84→12/86	215-220 / 292-299					L 10	ø 6.35 x L 15.9	auxiliary axle 96x 112x
F 10/300 (6x2)	01/87→12/87	215-220 / 292-299							
F 10/320 (6x2)	10/87→12/90	228-235 / 310-320							
F 10/320 (6x2)	10/87→12/90	228-235 / 310-320							
F 10/320 (6x2)	12/90→12/94	228-235 / 310-320							
F 10/320 (6x2)	12/90→12/94	228-235 / 310-320							

F 12 - Series **01/80→12/85**

F 12 Intercooler FAT 6,5(6x2)	01/80→12/85			L 11	ø 6.35 x L 17.5	88x		VL81821S7100 19799	W 254 x iaL 147,0 x ø 394	→09/83
								VL81821S7113 19799	W 254 x iaL 147 x ø 394	→09/83
				L 11	ø 6.35 x L 17.5					72x auxiliary axle 84x



kW / hp

**VOLVO****VOLVO****F 12** **08/77→12/94**

F 12/320 (6x4)	01/87→12/87	235 / 320		VL872S7100 19090	W 173.8 x iaL 177,2 x ø 410	⊕ axle load 6.5 t		VL882S7115 19071	W 198.6 x iaL 174,5 x ø 410	
F 12/320 (6x4)	01/87→12/87	235 / 320		VL872S7115 19090	W 173.8 x iaL 177,2 x ø 410	⊕ axle load 6.5 t		L 10	ø 6.35 x L 15.9	112x
F 12/360 (6x4)	01/88→12/90	262 / 356		VL882S7115 19071	W 198.6 x iaL 174,5 x ø 410	⊕ axle load 7.5 t axle load 8 t				
F 12/360 (6x4)	01/88→12/90	262 / 356		L 10	ø 6.35 x L 15.9	112x				
F 12/370 (6x4)	01/87→12/87	272 / 370								
F 12/370 (6x4)	01/87→12/87	272 / 370								
F 12/400 (6x4)	01/88→12/90	291 / 396								
F 12/400 (6x4)	01/88→12/90	291 / 396								
F 12/400, F 12/410 (6x4)	12/90→12/94	291-298 / 396-405								
F 12/400, F 12/410 (6x4)	12/90→12/94	291-298 / 396-405								
F 12/320 (4x2)	01/87→12/87	235 / 320		VL872S7100 19090	W 173.8 x iaL 177,2 x ø 410	⊕ axle load 6.5 t		VL892S7115 19068	W 223.6 x iaL 177,2 x ø 410	
F 12/320 (4x2)	01/87→12/87	235 / 320		VL872S7115 19090	W 173.8 x iaL 177,2 x ø 410	⊕ axle load 6.5 t		L 10	ø 6.35 x L 15.9	112x
F 12/360 (4x2)	01/88→12/90	262 / 356		VL882S7115 19071	W 198.6 x iaL 174,5 x ø 410	⊕ axle load 7.5 t axle load 8 t				
F 12/360 (4x2)	01/88→12/90	262 / 356		L 10	ø 6.35 x L 15.9	112x				
F 12/370 (4x2)	01/87→12/87	272 / 370								
F 12/370 (4x2)	01/87→12/87	272 / 370								
F 12/400 (4x2)	01/88→12/90	291 / 396								
F 12/400 (4x2)	01/88→12/90	291 / 396								
F 12/400 (4x2)	12/90→12/94	291 / 396								
F 12/400, F 12/410 (4x2)	12/90→12/94	291-298 / 396-405								
F 12/320 (6x2)	01/87→12/87	235 / 320		VL872S7100 19090	W 173.8 x iaL 177,2 x ø 410	⊕ axle load 6.5 t		VL851S7100 17992	W 125 x iaL 177,2 x ø 410	auxiliary axle
F 12/320 (6x2)	01/87→12/87	235 / 320		VL872S7115 19090	W 173.8 x iaL 177,2 x ø 410	⊕ axle load 6.5 t		VL851S7115 17992	W 125 x iaL 177,2 x ø 410	auxiliary axle
F 12/320, F 12/330 (6x2)	08/77→12/86	235-243 / 320-330		VL882S7115 19071	W 198.6 x iaL 174,5 x ø 410	⊕ axle load 7.5 t axle load 8 t		VL861S7100 19941	W 150 x iaL 177,2 x ø 410	optional auxiliary axle
F 12/360 (6x2)	01/88→12/90	262 / 356		L 10	ø 6.35 x L 15.9	112x		VL861S7115 19941	W 150 x iaL 177,2 x ø 410	optional auxiliary axle
F 12/360 (6x2)	01/88→12/90	262 / 356						VL882S7115 19071	W 198.6 x iaL 174,5 x ø 410	⊕ TD 121G, SR 62
F 12/360 (6x2)	12/90→12/94	262 / 356						VL892S7115 19068	W 223.6 x iaL 177,2 x ø 410	
F 12/370 (6x2)	08/77→12/86	272 / 370						L 10	ø 6.35 x L 15.9	auxiliary axle 96x 112x
F 12/370 (6x2)	08/77→12/86	272 / 370								
F 12/370 (6x2)	01/87→12/87	272 / 370								
F 12/370 (6x2)	01/87→12/87	272 / 370								
F 12/400 (6x2)	01/88→12/90	291 / 396								
F 12/400 (6x2)	12/90→12/94	291 / 396								
F 12/400, F 12/410 (6x2)	01/88→12/94	291-298 / 396-405								
F 12/400, F 12/410 (6x2)	12/90→12/94	291-298 / 396-405								
F 12/320, F 12/330 (6x4)	08/77→12/86	235-243 / 320-330		VL72731S7115 19467	W 178 x iaL 192,0 x ø 394	⊕ axle load 7.5 t		VL81821S7100 19799	W 254 x iaL 147,0 x ø 394	→09/83
F 12/320, F 12/330 (4x2)	08/77→12/86	235-243 / 320-330		L 11	ø 6.35 x L 17.5			VL81821S7113 19799	W 254 x iaL 147 x ø 394	→09/83
F 12/320, F 12/330 (4x2)	08/77→12/86	235-243 / 320-330						L 11	ø 6.35 x L 17.5	
F 12/320, F 12/330 (6x4)	08/77→12/86	235-243 / 320-330								
F 12/370 (6x4)	08/77→12/86	272 / 370								
F 12/370 (6x4)	08/77→12/86	272 / 370								
F 12/370 (4x2)	08/77→12/86	272 / 370								
F 12/370 (4x2)	08/77→12/86	272 / 370								

F 16 **01/88→12/94**

F 16/470 (4x2)	01/88→12/89	342 / 465		VL872S7100 19090	W 173.8 x iaL 177,2 x ø 410	⊕ axle load 6.5 t		VL892S7115 19068	W 223.6 x iaL 177,2 x ø 410	
F 16/470 (4x2)	01/88→12/89	342 / 465		VL872S7115 19090	W 173.8 x iaL 177,2 x ø 410	⊕ axle load 6.5 t		L 10	ø 6.35 x L 15.9	112x
F 16/485 (4x2)	01/90→12/92	357 / 486		VL882S7115 19071	W 198.6 x iaL 174,5 x ø 410	⊕ axle load 7.5 t axle load 8 t				
F 16/485 (4x2)	01/90→12/92	357 / 486		L 10	ø 6.35 x L 15.9	112x				
F 16/500 (4x2)	01/92→12/94	368 / 500								
F 16/500 (4x2)	01/92→12/94	368 / 500								
F 16/470 (6x4)	01/88→12/89	342 / 465		VL872S7100 19090	W 173.8 x iaL 177,2 x ø 410	⊕ axle load 6.5 t		VL882S7115 19071	W 198.6 x iaL 174,5 x ø 410	
F 16/485 (6x4)	01/90→12/92	357 / 486		VL872S7115 19090	W 173.8 x iaL 177,2 x ø 410	⊕ axle load 6.5 t		L 10	ø 6.35 x L 15.9	112x
F 16/485 (6x4)	01/90→12/92	357 / 486		VL882S7115 19071	W 198.6 x iaL 174,5 x ø 410	⊕ axle load 7.5 t axle load 8 t				
F 16/500 (6x4)	01/92→12/94	368 / 500		L 10	ø 6.35 x L 15.9	112x				
F 16/470 (6x2)	01/88→12/89	342 / 465		VL872S7100 19090	W 173.8 x iaL 177,2 x ø 410	⊕ axle load 6.5 t		VL851S7100 17992	W 125 x iaL 177,2 x ø 410	auxiliary axle
F 16/485 (6x2)	01/90→12/92	357 / 486		VL872S7115 19090	W 173.8 x iaL 177,2 x ø 410	⊕ axle load 6.5 t		VL851S7115 17992	W 125 x iaL 177,2 x ø 410	auxiliary axle
F 16/500 (6x2)	01/92→12/94	368 / 500		VL882S7115 19071	W 198.6 x iaL 174,5 x ø 410	⊕ axle load 7.5 t axle load 8 t		VL861S7100 19941	W 150 x iaL 177,2 x ø 410	optional auxiliary axle
F 16/500 (6x2)	01/92→12/94	368 / 500		L 10	ø 6.35 x L 15.9	112x		VL861S7115 19941	W 150 x iaL 177,2 x ø 410	optional auxiliary axle
F 16/500 (6x2)	01/92→12/94	368 / 500						VL882S7115 19071	W 198.6 x iaL 174,5 x ø 410	⊕ TD 121G, SR 62

T-Z



kW / hp

**VOLVO****VOLVO****F 16** **01/88→12/94**

F 16/470 (6x2)	01/88→12/89	342 / 465				VL892S7115 19068	W 223.6 x iaL 177.2 x ø 410	
F 16/485 (6x2)	01/90→12/92	357 / 486				L 10	ø 6.35 x L 15.9	auxiliary axle 96x 112x
F 16/485 (6x2)	01/90→12/92	357 / 486						
F 16/500 (6x2)	01/92→12/94	368 / 500						
F 16/500 (6x2)	01/92→12/94	368 / 500						

FE **05/06→**

FE 240-18 (4x2)	05/06→	177 / 240		CVP101K 29174	[o] 249.6 x 106.9 x 29.2 Meritor ELSA 225-3		CVP095K 29177	[o] 210.6 x 99.6 x 29.2 Meritor VGT 195	lifting axle
FE 240-18 (4x2)	05/06→	177 / 240							
FE 240-18 (4x2)	05/06→	177 / 240		WIK538	L 277 / 342		CVP101K 29174	[o] 249.6 x 106.9 x 29.2 Meritor ELSA 225-3	
FE 240-18 (4x2)	05/06→	177 / 240							
FE 240-22 (6x2)	05/06→	177 / 240							
FE 240-26 (6x2/4)	05/06→	177 / 240							
FE 240-26 (6x4)	05/06→	177 / 240							
FE 240-26 (6x4)	05/06→	177 / 240							
FE 240-26 (6x2)	05/06→	177 / 240							
FE 240-26 (6x2)	05/06→	177 / 240							
FE 240-26 (6x2)	05/06→	177 / 240							
FE 260-18 (4x2)	05/06→	191 / 260							
FE 260-18 (4x2)	05/06→	191 / 260							
FE 260-18 (4x2)	05/06→	191 / 260							
FE 260-26 (6x2)	05/06→	191 / 260							
FE 260-26 (6x2/4)	05/06→	191 / 260							
FE 260-26 (6x2/4)	05/06→	191 / 260							
FE 260-26 (6x4)	05/06→	191 / 260							
FE 280-18 (4x2)	05/06→	206 / 280							
FE 280-18 (4x2)	05/06→	206 / 280							
FE 280-18 (4x2)	05/06→	206 / 280							
FE 280-18 (4x2)	05/06→	206 / 280							
FE 280-22 (6x2)	05/06→	206 / 280							
FE 280-26 (6x2)	05/06→	206 / 280							
FE 280-26 (6x2/4)	05/06→	206 / 280							
FE 280-26 (6x4)	05/06→	206 / 280							
FE 280-26 (6x4)	05/06→	206 / 280							
FE 280-26 (6x2/4)	05/06→	206 / 280							
FE 280-26 (6x2/4)	05/06→	206 / 280							
FE 280-26 (6x2)	05/06→	206 / 280							
FE 280-26 (6x2)	05/06→	206 / 280							
FE 280-26 (6x4)	05/06→	206 / 280							
FE 280-26 (6x4)	05/06→	206 / 280							
FE 280-26 (6x2/4)	05/06→	206 / 280							
FE 280-26 (6x2/4)	05/06→	206 / 280							
FE 300-18 (4x2)	05/06→	221-222 / 300-302							
FE 300-18 (4x2)	05/06→	221 / 300							
FE 300-18 (4x2)	05/06→	221 / 300							
FE 300-26 (6x2/4)	05/06→	221 / 300							
FE 300-26 (6x2)	05/06→	221 / 300							
FE 300-26 (6x2/4)	05/06→	221 / 300							
FE 300-26 (6x4)	05/06→	221 / 300							
FE 320-18 (4x2)	05/06→	235 / 320							
FE 320-18 (4x2)	05/06→	235 / 320							
FE 320-18 (4x2)	05/06→	235 / 320							
FE 320-22 (6x2)	05/06→	235 / 320							
FE 320-26 (6x4)	05/06→	235 / 320							
FE 320-26 (6x2)	05/06→	235 / 320							
FE 320-26 (6x2)	05/06→	235 / 320							
FE 320-26 (6x4)	05/06→	235 / 320							
FE 320-26 (6x2/4)	05/06→	235 / 320							
FE 320-26 (6x2/4)	05/06→	235 / 320							
FE 340-18 (4x2)	05/06→	250 / 340							
FE 340-18 (4x2)	05/06→	250 / 340							
FE 340-18 (4x2)	05/06→	250 / 340							
FE 340-26 (6x2)	05/06→	250 / 340							
FE 340-26 (6x2/4)	05/06→	250 / 340							
FE 340-26 (6x4)	05/06→	250 / 340							
FE 340-26 (6x2/4)	05/06→	250 / 340							








FE II **05/12→**

FE 240-18 (4x2)	05/12→	177 / 240		CVP101K 29174	[o] 249.6 x 106.9 x 29.2 Meritor ELSA 225-3		CVP095K 29177	[o] 210.6 x 99.6 x 29.2 Meritor VGT 195	lifting axle
FE 240-18 (4x2)	05/12→	177 / 240							
FE 240-26 (6x2)	05/12→	177 / 240		WIK538	L 277 / 342		CVP101K 29174	[o] 249.6 x 106.9 x 29.2 Meritor ELSA 225-3	
FE 250-18 (4x2)	05/12→	184 / 250							
FE 250-26 (6x2)	05/12→	184 / 250							
FE 260-18 (4x2)	05/12→	191 / 260							
FE 260-18 (4x2)	05/12→	191 / 260							
FE 260-18 (4x2)	05/12→	191 / 260							
FE 260-26 (6x2/4)	05/12→	191 / 260							
FE 260-26 (6x4)	05/12→	191 / 260							
FE 260-26 (6x2)	05/12→	191 / 260							
FE 260-26 (6x2)	05/12→	191 / 260							
FE 280-18 (4x2)	05/12→	206 / 280							
FE 280-18 (4x2)	05/12→	206 / 280							
FE 280-18 (4x2)	05/12→	206 / 280							
FE 280-18 (4x2)	05/12→	206 / 280							
FE 280-18 (4x2)	05/12→	206 / 280							
FE 280-26 (6x2/4)	05/12→	206 / 280							
FE 280-26 (6x2)	05/12→	206 / 280							
FE 280-26 (6x2)	05/12→	206 / 280							
FE 280-26 (6x4)	05/12→	206 / 280							
FE 300-18 (4x2)	05/12→	221 / 300							
FE 300-18 (4x2)	05/12→	221 / 300							
FE 300-18 (4x2)	05/12→	221 / 300							
FE 300-26 (6x2)	05/12→	221 / 300							
FE 300-26 (6x4)	05/12→	221 / 300							
FE 300-26 (6x2/4)	05/12→	221 / 300							
FE 320-18 (4x2)	05/12→	235 / 320							
FE 320-18 (4x2)	05/12→	235 / 320							
FE 320-18 (4x2)	05/12→	235 / 320							
FE 320-22 (6x2)	05/12→	235 / 320							
FE 320-26 (6x4)	05/12→	235 / 320							
FE 320-26 (6x2)	05/12→	235 / 320							
FE 320-26 (6x2)	05/12→	235 / 320							
FE 320-26 (6x4)	05/12→	235 / 320							
FE 340-18 (4x2)	05/12→	250 / 340							
FE 340-18 (4x2)	05/12→	250 / 340							
FE 340-18 (4x2)	05/12→	250 / 340							
FE 340-26 (6x2/4)	05/12→	250 / 340							
FE 340-26 (6x2)	05/12→	250 / 340							
FE 340-26 (6x4)	05/12→	250 / 340							








kW / hp

**VOLVO****VOLVO****FH 16**  **08/93→12/02**

FH 16/600 (6x2/4)	01/09→	441 / 600		CVP101K 29174	[o] 249.6 x 106.9 x 29.2 Meritor ELSA 225-3			CVP095K 29177	[o] 210.6 x 99.6 x 29.2 Meritor VGT 195	lifting axle
FH 16/600 (6x2)	01/09→	441 / 600								
FH 16/600 (4x2)	01/09→	441 / 600		WIK538	L 277 / 342			CVP101K 29174	[o] 249.6 x 106.9 x 29.2 Meritor ELSA 225-3	
FH 16/600 (6x2/4)	01/09→	441 / 600						WIK538	L 277 / 342	
FH 16/600 (6x4)	01/09→	441 / 600								
FH 16/660 (6x4)	09/06→	485 / 660								
FH 16/660 (6x2/4)	09/06→	485 / 660								
FH 16/660 (8x4)	09/06→	485 / 660								
FH 16/660 (6x2)	09/06→	485 / 660								
FH 16/660 (6x4)	09/06→	485 / 660								
FH 16/660 (4x2)	09/06→	485 / 660								
FH 16/660 (8x2)	09/06→	485 / 660								
FH 16/660 (6x2)	01/07→	485 / 660								
FH 16/660 (8x2/6)	01/09→	485 / 660								
FH 16/660 (8x2/4)	01/09→	485 / 660								
FH 16/700 (4x2)	01/09→	515 / 700								
FH 16/700 (6x2/4)	01/09→	515 / 700								
FH 16/700 (6x4)	01/09→	515 / 700								
FH 16/700 (4x2)	01/09→	515 / 700								
FH 16/700 (8x4/4)	01/09→	515 / 700								
FH 16/700 (6x2)	01/09→	515 / 700								
FH 16/700 (6x4)	01/09→	515 / 700								
FH 16/700 (6x2/4)	01/09→	515 / 700								
FH 16/540, FH 16/550 (4x2)	01/03→	396-404 / 540-549		CVP037K 29277	249.5 x 111.2 x 29.2 Meritor D-DUCO			CVP037K 29277	249.5 x 111.2 x 29.2 Meritor D-DUCO	
FH 16/540, FH 16/550 (6x4)	01/03→	396-404 / 540-549								
FH 16/540, FH 16/550 (8x2)	01/03→	396-404 / 540-549								
FH 16/540, FH 16/550	01/03→	396-404 / 540-549								
FH 16/540, FH 16/550 (6x2)	01/03→	396-404 / 540-549								
FH 16/540, FH 16/550 (4x2)	01/03→	396-404 / 540-549								
FH 16/540, FH 16/550 (6x4)	01/03→	396-404 / 540-549								
FH 16/540, FH 16/550 (8x4)	01/03→	396-404 / 540-549								
FH 16/550 (8x4)	01/03→	396-404 / 540-549								
FH 16/550 (6x2)	05/05→	396-404 / 540-549								
FH 16/550 (6x2)	05/05→	396-404 / 540-549								
FH 16/610 (6x2)	01/03→	449 / 610								
FH 16/610 (8x4)	01/03→	449 / 610								
FH 16/610 (6x2/4)	01/03→	449 / 610								
FH 16/610 (4x2)	01/03→	449 / 610								
FH 16/610 (6x4)	01/03→	449 / 610								
FH 16/610 (8x2)	01/03→	449 / 610								
FH 16/610 (6x2/4)	01/03→	449 / 610								
FH 16/610 (4x2)	01/03→	449 / 610								
FH 16/610 (6x4)	08/07→	449-450 / 610-612								

FH 16 II  **05/12→**

FH 16/540 (6x4)	05/12→	396 / 540		CVP101K 29174	[o] 249.6 x 106.9 x 29.2 Meritor ELSA 225-3			CVP095K 29177	[o] 210.6 x 99.6 x 29.2 Meritor VGT 195	lifting axle
FH 16/540 (4x2)	05/12→	396 / 540								
FH 16/540 (4x2)	05/12→	396 / 540		WIK538	L 277 / 342			CVP101K 29174	[o] 249.6 x 106.9 x 29.2 Meritor ELSA 225-3	
FH 16/540 (6x4)	05/12→	396 / 540						WIK538	L 277 / 342	
FH 16/540 (6x2/4)	05/12→	396 / 540								
FH 16/540 (8x2/4)	05/12→	396 / 540								
FH 16/540 (4x2)	05/12→	396 / 540								
FH 16/540 (8x4/4)	05/12→	396 / 540								
FH 16/540 (8x4/4)	05/12→	396 / 540								
FH 16/540 (8x4/4)	05/12→	396 / 540								
FH 16/540 (8x4/4)	05/12→	396 / 540								
FH 16/540 (8x4/4)	05/12→	396 / 540								
FH 16/540 (6x2/4)	05/12→	396 / 540								
FH 16/540 (6x4)	05/12→	396 / 540								
FH 16/540 (6x4)	05/12→	396 / 540								
FH 16/600 (6x4)	05/12→	441 / 600								
FH 16/600 (4x2)	05/12→	441 / 600								
FH 16/600 (6x4)	05/12→	441 / 600								
FH 16/600 (6x2/4)	05/12→	441 / 600								
FH 16/600 (8x4/4)	05/12→	441 / 600								
FH 16/600 (4x2)	05/12→	441 / 600								
FH 16/600 (8x4/4)	05/12→	441 / 600								
FH 16/600 (6x4)	05/12→	441 / 600								
FH 16/600 (6x4)	05/12→	441 / 600								
FH 16/600 (4x2)	05/12→	441 / 600								
FH 16/600 (6x2/4)	05/12→	441 / 600								
FH 16/700 (6x4)	05/12→	515 / 700								
FH 16/700 (6x2/4)	05/12→	515 / 700								
FH 16/700 (4x2)	05/12→	515 / 700								
FH 16/700 (6x4)	05/12→	515 / 700								
FH 16/700 (8x4/4)	05/12→	515 / 700								
FH 16/700 (6x2/4)	05/12→	515 / 700								
FH 16/700 (8x4/4)	05/12→	515 / 700								
FH 16/700 (6x4)	05/12→	515 / 700								
FH 16/700 (4x2)	05/12→	515 / 700								
FH 16/700 (6x4)	05/12→	515 / 700								
FH 16/700 (4x2)	05/12→	515 / 700								
FH 16/750 (8x4/4)	05/12→	551 / 750								
FH 16/750 (6x4)	05/12→	551 / 750								
FH 16/750 (8x4/4)	05/12→	551 / 750								
FH 16/750 (4x2)	05/12→	551 / 750								
FH 16/750 (6x2)	05/12→	551 / 750								
FH 16/750 (6x2)	05/12→	551 / 750								
FH 16/750 (6x4)	05/12→	551 / 750								



kW / hp

**VOLVO****VOLVO****FH 16 II** **05/12** →

FH 16/750 (6x4)	05/12 →	551 / 750		CVP101K 29174	[o] 249.6 x 106.9 x 29.2 Meritor ELSA 225-3		CVP095K 29177	[o] 210.6 x 99.6 x 29.2 Meritor VGT 195	lifting axle
FH 16/750 (4x2)	05/12 →	551 / 750							
FH 16/750 (4x2)	05/12 →	551 / 750		WIK538	L 277 / 342		CVP101K 29174	[o] 249.6 x 106.9 x 29.2 Meritor ELSA 225-3	
FH 16/750 (6x2/4)	05/12 →	551 / 750					WIK538	L 277 / 342	
FH 16/750 (6x4)	05/12 →	551 / 750							
FH 16/750 (6x2/4)	05/12 →	551 / 750							

FH **09/05** →

400 (8x4)	09/05 →	294 / 400		CVP101K 29174	[o] 249.6 x 106.9 x 29.2 Meritor ELSA 225-3		CVP095K 29177	[o] 210.6 x 99.6 x 29.2 Meritor VGT 195	lifting axle
400 (6x4)	09/05 →	294 / 400							
400 (4x2)	09/05 →	294 / 400		WIK538	L 277 / 342		CVP101K 29174	[o] 249.6 x 106.9 x 29.2 Meritor ELSA 225-3	
400 (4x2)	09/05 →	294 / 400					WIK538	L 277 / 342	
400 (8x2/4)	09/05 →	294 / 400							
400 (6x2)	09/05 →	294 / 400							
400 (6x2)	09/05 →	294 / 400							
400 (6x2/4)	09/05 →	294 / 400							
400 (6x4)	09/05 →	294 / 400							
420 (6x2/4)	01/09 →	309 / 420							
420 (6x4)	01/09 →	309 / 420							
420 (8x2/4)	01/09 →	309 / 420							
420 (6x2)	01/09 →	309 / 420							
420 (6x2/4)	01/09 →	309 / 420							
420 (6x4)	01/09 →	309 / 420							
420 (8x4/4)	01/09 →	309 / 420							
420 (6x4)	01/09 →	309 / 420							
420 (6x2)	01/09 →	309 / 420							
420 (8x2)	01/09 →	309 / 420							
420 (4x2)	01/09 →	309 / 420							
420 (4x2)	01/09 →	309 / 420							
420 (8x4)	01/09 →	309 / 420							
440 (4x2)	09/05 →	324 / 440							
440 (6x2)	09/05 →	324 / 440							
440 (8x4)	09/05 →	324 / 440							
440 (6x4)	09/05 →	324 / 440							
440 (6x2)	09/05 →	324 / 440							
440 (4x2)	09/05 →	324 / 440							
440 (6x2/4)	09/05 →	324 / 440							
440 (8x2/4)	09/05 →	324 / 440							
460 (4x2)	01/09 →	338 / 460							
460 (6x4)	01/09 →	338 / 460							
460 (8x2/4)	01/09 →	338 / 460							
460 (6x2/4)	01/09 →	338 / 460							
460 (8x4)	01/09 →	338 / 460							
460 (6x2)	01/09 →	338 / 460							
460 (6x4)	01/09 →	338 / 460							
460 (6x2)	01/09 →	338 / 460							
460 (4x2)	01/09 →	338 / 460							
480 (8x2/4)	09/05 →	353 / 480							
480 (4x2)	09/05 →	353 / 480							
480 (4x2)	09/05 →	353 / 480							
480 (4x2)	09/05 →	353 / 480							
480 (6x4)	09/05 →	353 / 480							
480 (6x4)	09/05 →	353 / 480							
480 (6x2)	09/05 →	353 / 480							
480 (8x4)	09/05 →	353 / 480							
480 (6x2/4)	09/05 →	353 / 480							
480 (6x2)	09/05 →	353 / 480							
500 (8x4)	09/05 →	368 / 500							
500 (4x2)	09/05 →	368 / 500							
500 (6x2/4)	09/07 →	368 / 500							
500 (4x2)	09/07 →	368 / 500							
500 (8x4/4)	09/07 →	368 / 500							
500 (6x4)	01/09 →	368 / 500							
500 (6x2)	01/09 →	368 / 500							
500 (6x4)	01/09 →	368 / 500							
500 (6x2)	01/09 →	368 / 500							
500 (8x4)	01/09 →	368 / 500							
520 (8x2/4)	09/05 →	382 / 520							
520 (6x2)	09/05 →	382 / 520							
520 (6x2)	09/05 →	382 / 520							
520 (4x2)	09/05 →	382 / 520							
520 (4x2)	09/05 →	382 / 520							
520 (8x4)	09/05 →	382 / 520							
520 (6x4)	09/05 →	382 / 520							
520 (6x4)	09/05 →	382 / 520							
520 (6x2/4)	09/05 →	382 / 520							
540 (6x2/4)	01/09 →	397 / 540							
540 (4x2)	01/09 →	397 / 540							
540 (6x2)	01/09 →	397 / 540							
540 (4x2)	01/09 →	397 / 540							
540 (8x4)	01/09 →	397 / 540							
540 (6x4)	01/09 →	397 / 540							
540 (8x2/4)	01/09 →	397 / 540							
540 (6x2)	01/09 →	397 / 540							
540 (6x4)	01/09 →	397 / 540							
550 (6x4)	09/05 →	404-405 / 550-551							
610 (6x4)	09/05 →	449-450 / 610-612							

FH II **05/12** →

420 (8x2/4)	05/12 →	309 / 420		CVP101K 29174	[o] 249.6 x 106.9 x 29.2 Meritor ELSA 225-3		CVP095K 29177	[o] 210.6 x 99.6 x 29.2 Meritor VGT 195	lifting axle
420 (6x2/4)	05/12 →	309 / 420							
420 (6x2)	05/12 →	309 / 420		WIK538	L 277 / 342		CVP101K 29174	[o] 249.6 x 106.9 x 29.2 Meritor ELSA 225-3	
420 (8x4/4)	05/12 →	309 / 420					WIK538	L 277 / 342	
420 (4x2)	05/12 →	309 / 420							
420 (4x2)	05/12 →	309 / 420							
420 (6x4)	05/12 →	309 / 420							

T-Z



kW / hp

**VOLVO****VOLVO****FH II** **05/12** →

420 (4x2)	05/12→	309 / 420		CVP101K 29174	[o] 249.6 x 106.9 x 29.2 Meritor ELSA 225-3			CVP095K 29177	[o] 210.6 x 99.6 x 29.2 Meritor VGT 195	lifting axle
420 (6x4)	05/12→	309 / 420								
420 (6x4)	05/12→	309 / 420		WIK538	L 277 / 342			CVP101K 29174	[o] 249.6 x 106.9 x 29.2 Meritor ELSA 225-3	
420 (6x2/4)	05/12→	309 / 420						WIK538	L 277 / 342	
420 (6x2/4)	05/12→	309 / 420								
420 (8x4/4)	05/12→	309 / 420								
420 (8x2/4)	05/12→	309 / 420								
420 (4x2)	05/12→	309 / 420								
420 (8x4/4)	05/12→	309 / 420								
460 (8x4/4)	05/12→	338 / 460								
460 (4x2)	05/12→	338 / 460								
460 (6x4)	05/12→	338 / 460								
460 (4x2)	05/12→	338 / 460								
460 (6x2/4)	05/12→	338 / 460								
460 (8x4/4)	05/12→	338 / 460								
460 (8x4/4)	05/12→	338 / 460								
460 (6x2/4)	05/12→	338 / 460								
460 (6x2/4)	05/12→	338 / 460								
460 (8x4/4)	05/12→	338 / 460								
460 (6x4)	05/12→	338 / 460								
460 (4x2)	05/12→	338 / 460								
460 (4x2)	05/12→	338 / 460								
460 (6x4)	05/12→	338 / 460								
460 (8x2/4)	05/12→	338 / 460								
460 (6x2)	05/12→	338 / 460								
460 (6x4)	05/12→	338 / 460								
500 (8x4/4)	05/12→	368 / 500								
500 (4x2)	05/12→	368 / 500								
500 (6x2/4)	05/12→	368 / 500								
500 (8x4/4)	05/12→	368 / 500								
500 (6x4)	05/12→	368 / 500								
500 (6x2/4)	05/12→	368 / 500								
500 (8x2/4)	05/12→	368 / 500								
500 (6x4)	05/12→	368 / 500								
500 (8x4/4)	05/12→	368 / 500								
500 (6x2/4)	05/12→	368 / 500								
500 (8x4/4)	05/12→	368 / 500								
500 (6x4)	05/12→	368 / 500								
500 (6x2/4)	05/12→	368 / 500								
500 (4x2)	05/12→	368 / 500								
500 (4x2)	05/12→	368 / 500								
500 (6x2)	05/12→	368 / 500								
500 (4x2)	05/12→	368 / 500								
540 (6x4)	05/12→	397 / 540								
540 (6x2/4)	05/12→	397 / 540								
540 (6x4)	05/12→	397 / 540								
540 (8x2/4)	05/12→	397 / 540								
540 (4x2)	05/12→	397 / 540								
540 (4x2)	05/12→	397 / 540								
540 (6x4)	05/12→	397 / 540								
540 (6x2/4)	05/12→	397 / 540								
540 (8x4/4)	05/12→	397 / 540								
540 (6x2)	05/12→	397 / 540								
540 (6x4)	05/12→	397 / 540								
540 (6x2/4)	05/12→	397 / 540								
540 (4x2)	05/12→	397 / 540								
540 (6x2/4)	05/12→	397 / 540								
540 (8x4/4)	05/12→	397 / 540								
540 (4x2)	05/12→	397 / 540								
540 (8x4/4)	05/12→	397 / 540								
540 (4x2)	05/12→	397 / 540								
540 (8x4/4)	05/12→	397 / 540								
540 (4x2)	05/12→	397 / 540								
540 (8x4/4)	05/12→	397 / 540								

FL 4 **02/86** → **10/89**

FL 408 (4x2)	02/86→10/89	82-91 / 112-124		CVP001 29302	[−] 175.2 x 77 x 21 Girling B-FRAME			CVP001 29302	[−] 175.2 x 77 x 21 Girling B-FRAME	
FL 408 (4x2)	02/86→10/89	82-91 / 112-124		FK001				FK001		
				CVD510	ø 322 x 30 x 90			CVD510	ø 322 x 30 x 90	
								CVD569	ø 322 x 30 x 115	

FL 6 - Series **01/86** → **12/89**

FL 615	01/86→12/89			CW412S7100 19384	W 177.8 x iaL 189 x ø 381			CW412S7100 19384	W 177.8 x iaL 189 x ø 381	
FL 616	01/86→12/89			CW412S7141 19384	W 177.8 x iaL 189,1 x ø 381			CW412S7141 19384	W 177.8 x iaL 189,1 x ø 381	
FL 617	01/86→12/89			L 9	ø 6.35 x L 14.29	96x		L 9	ø 6.35 x L 14.29	96x

FL 6 **09/85** → **03/00**

FL 608 (4x2)	10/85→12/99	108-112 / 147-152		CVP001 29302	[−] 175.2 x 77 x 21 Girling B-FRAME	→02/90		CVP001 29302	[−] 175.2 x 77 x 21 Girling B-FRAME	→02/90
FL 611 (4x2)	09/85→11/94	108-112 / 147-154		CVP008 29039	[+] 176 x 78 x 21 Lucas B2x68	03/90→		CVP008 29039	[+] 176 x 78 x 21 Lucas B2x68	03/90→
FL 611 (4x2)	09/85→03/00	126-132 / 171-180		FK001				FK001		
FL 611 (4x2)	09/85→03/00	126-132 / 171-180								
FL 612 (4x2)	09/85→12/99	131-132 / 178-180		GG2072081S7121 19269	W 170 x iaL 268,1 x ø 360	optional →12/89		GG2072081S7121 19269	W 170 x iaL 268,1 x ø 360	optional →12/89
FL 612 (4x2)	09/85→12/99	132 / 180								
FL 614 (4x2)	09/85→03/00	131-132 / 178-180		GG2352361S7141 19758	W 170 x iaL 174,3 x ø 360	optional 01/90→		GG2142151S7121 19543	W 170 x iaL 173 x ø 360	optional 01/90→
FL 614 (4x2)	09/85→03/00	150-154 / 204-209								



kW / hp

**VOLVO****VOLVO****FL 6** **09/85→03/00**

FL 608 (4x2)	10/85→12/99	108-112 / 147-152	L 9	ø 6.35 x L 14.29	optional →12/89 84x 01/90→ 92x	GG2352361S7141 19758	W 170 x iaL 174,3 x ø 360	optional 01/90→
FL 611 (4x2)	09/85→11/94	108-112 / 147-154	CVD510	ø 322 x 30 x 90	⊕ rim 6 hole	L 9	ø 6.35 x L 14.29	optional →12/89 84x 01/90→ 96x 01/90→ 92x
FL 611 (4x2)	09/85→03/00	126-132 / 171-180	CVD535	ø 322 x 30 x 90	⊕ rim 8 hole	CVD530	ø 322 x 30 x 138	
FL 611 (4x2)	09/85→03/00	126-132 / 171-180	CVD535	ø 322 x 30 x 90	⊕ rim 8 hole	CVD540	ø 322 x 30 x 138	⊕ ABS
FL 612 (4x2)	09/85→12/99	131-132 / 178-180						
FL 612 (4x2)	09/85→12/99	132 / 180						
FL 614 (4x2)	09/85→03/00	131-132 / 178-180						
FL 614 (4x2)	09/85→03/00	150-154 / 204-209						
FL 608 (4x2)	10/85→12/99	108-112 / 147-152	CVP001 29302	[-] 175.2 x 77 x 21 Girling B-FRAME	→02/90	CVP001 29302	[-] 175.2 x 77 x 21 Girling B-FRAME	→02/90
			CVP008 29039	[+] 176 x 78 x 21 Lucas B2x68	03/90→	CVP008 29039	[+] 176 x 78 x 21 Lucas B2x68	03/90→
			FK001			FK001		
			GG2072081S7121 19269	W 170 x iaL 268,1 x ø 360	optional →12/89	GG2072081S7121 19269	W 170 x iaL 268,1 x ø 360	optional →12/89
			GG2352361S7141 19758	W 170 x iaL 174,3 x ø 360	optional 01/90→	GG2142151S7121 19543	W 170 x iaL 173 x ø 360	optional 01/90→
			L 9	ø 6.35 x L 14.29	optional 01/90→ 92x →12/89 84x	GG2352361S7141 19758	W 170 x iaL 174,3 x ø 360	optional 01/90→
			CVD510	ø 322 x 30 x 90	⊕ rim 6 hole	L 9	ø 6.35 x L 14.29	optional →12/89 84x 01/90→ 96x 01/90→ 92x
			CVD535	ø 322 x 30 x 90	⊕ rim 8 hole	CVD530	ø 322 x 30 x 138	
						CVD540	ø 322 x 30 x 138	⊕ ABS
FL 608 (4x2)	01/91→12/99	126-132 / 171-180	CVP008 29039	[+] 176 x 78 x 21 Lucas B2x68		CVP008 29039	[+] 176 x 78 x 21 Lucas B2x68	
FL 608 (4x2)	01/91→12/99	126-132 / 171-180	FK001			FK001		
FL 608 (4x2)	01/93→12/99	154 / 209						
FL 608 (4x2)	01/93→12/99	154 / 209	GG2352361S7141 19758	W 170 x iaL 174,3 x ø 360	optional	GG2142151S7121 19543	W 170 x iaL 173 x ø 360	optional
FL 611 (4x2)	12/94→03/00	154 / 209	L 9	ø 6.35 x L 14.29	optional 92x	GG2352361S7141 19758	W 170 x iaL 174,3 x ø 360	optional
FL 611 (4x2)	12/94→03/00	154 / 209	L 9	ø 6.35 x L 14.29	optional 92x	L 9	ø 6.35 x L 14.29	optional 96x 92x
FL 612 (4x2)	11/91→12/99	154 / 209	CVD510	ø 322 x 30 x 90	⊕ rim 6 hole	CVD530	ø 322 x 30 x 138	
FL 612 (4x2)	12/95→12/99	169 / 230	CVD535	ø 322 x 30 x 90	⊕ rim 8 hole	CVD540	ø 322 x 30 x 138	⊕ ABS
FL 612 (4x2)	12/95→12/99	184 / 250						
FL 612 (4x2)	12/95→03/00	184 / 250						
FL 612 (4x2)	12/95→03/00	184 / 250						
FL 614 (4x2)	12/95→03/00	154 / 209						
FL 614 (4x2)	12/95→03/00	169 / 230						
FL 614 (4x2)	12/95→03/00	169 / 230						
FL 614 (4x2)	12/95→03/00	184 / 250						
FL 614 (4x2)	12/95→03/00	154 / 209						
FL 614 (4x2)	12/95→03/00	132 / 180						
FL 614 (4x2)	12/95→03/00	169 / 230						
FL 614 (4x2)	12/95→03/00	184 / 250						
FL 615 (4x2)	11/91→03/00	154 / 209						
FL 615 (4x2)	11/91→03/00	132 / 180						
FL 615 (4x2)	11/91→03/00	132 / 180						
FL 615 (4x2)	11/91→03/00	154 / 209						
FL 615 (4x2)	12/95→03/00	184 / 250						
FL 615 (4x2)	12/95→03/00	184 / 250						
FL 615 (4x2)	12/95→03/00	169 / 230						
FL 615 (4x2)	12/95→03/00	169 / 230						
FL 610 (4x2)	09/85→11/94	112 / 152	CVP001 29302	[-] 175.2 x 77 x 21 Girling B-FRAME	→02/90	CVP001 29302	[-] 175.2 x 77 x 21 Girling B-FRAME	→02/90
			CVP008 29039	[+] 176 x 78 x 21 Lucas B2x68	03/90→	CVP008 29039	[+] 176 x 78 x 21 Lucas B2x68	03/90→
			FK001			FK001		
			GG2072081S7121 19269	W 170 x iaL 268,1 x ø 360	optional →12/89	GG2072081S7121 19269	W 170 x iaL 268,1 x ø 360	optional →12/89
			GG2352361S7141 19758	W 170 x iaL 174,3 x ø 360	optional 01/90→	GG2142151S7121 19543	W 170 x iaL 173 x ø 360	optional 01/90→
			L 9	ø 6.35 x L 14.29	optional 84x 92x	GG2352361S7141 19758	W 170 x iaL 174,3 x ø 360	optional 01/90→
			CVD510	ø 322 x 30 x 90	⊕ rim 6 hole	L 9	ø 6.35 x L 14.29	optional 84x 92x 96x
			CVD535	ø 322 x 30 x 90	⊕ rim 8 hole	CVD530	ø 322 x 30 x 138	
						CVD540	ø 322 x 30 x 138	⊕ ABS
FL 614 (4x2)	09/85→03/00	131-132 / 178-180	CVP001 29302	[-] 175.2 x 77 x 21 Girling B-FRAME	→02/90	CVP001 29302	[-] 175.2 x 77 x 21 Girling B-FRAME	→02/90
			CVP008 29039	[+] 176 x 78 x 21 Lucas B2x68	03/90→	CVP008 29039	[+] 176 x 78 x 21 Lucas B2x68	03/90→
			FK001			FK001		
			GG2072081S7121 19269	W 170 x iaL 268,1 x ø 360	optional →12/89	GG2072081S7121 19269	W 170 x iaL 268,1 x ø 360	optional →12/89

T-Z



kW / hp

**VOLVO****VOLVO****FL 6** **09/85→03/00**

FL 614 (4x2)	09/85→03/00	131-132 / 178-180	GG2352361S7141 19758	W 170 x iaL 174,3 x ø 360	optional 01/90→	GG2142151S7121 19543	W 170 x iaL 173 x ø 360	optional 01/90→
			L 9	ø 6.35 x L 14.29	optional →12/89 84x 01/90→ 92	GG2352361S7141 19758	W 170 x iaL 174,3 x ø 360	optional 01/90→
			CVD510	ø 322 x 30 x 90	⊕ rim 6 hole	L 9	ø 6.35 x L 14.29	optional →12/89 84x 01/90→ 96x 01/90→ 92x
			CVD535	ø 322 x 30 x 90	⊕ rim 8 hole	CVD530	ø 322 x 30 x 138	
						CVD540	ø 322 x 30 x 138	⊕ ABS
FL 618 (4x2)	11/91→03/00	132 / 180	RW241S7141 19492	W 180 x iaL 188 x ø 381	⊕ axle load 6.5 t	RW241S7141 19492	W 180 x iaL 188 x ø 381	axle load 10,0 t → → axle load 10,9 t
FL 618 (4x2)	11/91→03/00	154 / 209	RW251S7141 19542	W 200 x iaL 182,5 x ø 381	axle load 6,5 t → → axle load 7,5 t	RW251S7141 19542	W 200 x iaL 182,5 x ø 381	axle load 11,5 t → → axle load 13,0 t
FL 618 (4x2)	11/91→03/00	154 / 209						
FL 618 (4x2)	11/91→03/00	132 / 180						
FL 618 (4x2)	12/95→03/00	169 / 230						
FL 618 (4x2)	12/95→03/00	169 / 230						
FL 618 (4x2)	12/95→03/00	184 / 250	L 9	ø 6.35 x L 14.29	96x	L 9	ø 6.35 x L 14.29	96x
FL 618 (4x2)	12/95→03/00	184 / 250						
FL 619 (4x2)	09/85→11/94	150 / 204						

FL 7 **09/85→09/98**

FL 7/230 (4x2)	09/85→09/98	169-173 / 230-235	VL861S7100 19941	W 150 x iaL 177,2 x ø 410	⊕ axle load 6.5 t	VL882S7115 19071	W 198.6 x iaL 174,5 x ø 410	
FL 7/230 (4x2)	09/85→09/98	169-173 / 230-235	VL861S7115 19941	W 150 x iaL 177,2 x ø 410	⊕ axle load 6.5 t	L 10	ø 6.35 x L 15.9	112x
FL 7/230 (4x2)	09/85→09/98	169-173 / 230-235	VL872S7100 19090	W 173.8 x iaL 177,2 x ø 410	⊕ axle load 7.5 t axle load 8 t			
FL 7/260 (4x2)	11/91→09/98	191 / 260	VL872S7115 19090	W 173.8 x iaL 177,2 x ø 410	⊕ axle load 7.5 t axle load 8 t			
FL 7/260 (4x2)	11/91→09/98	191 / 260						
FL 7/260 (4x2)	11/91→09/98	191 / 260						
FL 7/290 (4x2)	10/93→09/98	210 / 286	L 10	ø 6.35 x L 15.9	⊕ axle load 7.5 t axle load 8 t 112x ⊕ axle load 6.5 t 96x			
FL 7/290 (4x2)	10/93→09/98	210 / 286						
FL 7/290 (4x2)	10/93→09/98	210 / 286						
FL 7/230 (6x2)	09/85→09/98	169-173 / 230-235	VL861S7100 19941	W 150 x iaL 177,2 x ø 410	⊕ axle load 6.5 t	VL851S7100 17992	W 125 x iaL 177,2 x ø 410	auxiliary axle
FL 7/230 (6x2)	09/85→09/98	169-173 / 230-235	VL861S7115 19941	W 150 x iaL 177,2 x ø 410	⊕ axle load 6.5 t	VL851S7115 17992	W 125 x iaL 177,2 x ø 410	auxiliary axle
FL 7/230 (6x2/2/4)	09/85→09/98	169-173 / 230-235	VL872S7100 19090	W 173.8 x iaL 177,2 x ø 410	⊕ axle load 7.5 t axle load 8 t	VL861S7100 19941	W 150 x iaL 177,2 x ø 410	axle vers. Tridem auxiliary axle
FL 7/260 (6x2)	11/91→09/98	191 / 260	VL872S7115 19090	W 173.8 x iaL 177,2 x ø 410	⊕ axle load 7.5 t axle load 8 t	VL861S7115 19941	W 150 x iaL 177,2 x ø 410	axle vers. Tridem auxiliary axle
FL 7/260 (6x2)	11/91→09/98	191 / 260						
FL 7/260 (6x2/2/4)	11/91→09/98	191 / 260						
FL 7/290 (6x2)	10/93→09/98	210 / 286	L 10	ø 6.35 x L 15.9	⊕ axle load 7.5 t axle load 8 t 112x ⊕ axle load 6.5 t 96x	VL882S7115 19071	W 198.6 x iaL 174,5 x ø 410	auxiliary axle 96x
FL 7/290 (6x2/2/4)	10/93→09/98	210 / 286				L 9	ø 6.35 x L 14.29	auxiliary axle 96x
FL 7/290 (6x2)	10/93→09/98	210 / 286				L 10	ø 6.35 x L 15.9	axle vers. Tridem auxiliary axle 96x 112x
FL 7/290 (6x2)	10/93→09/98	210 / 286						
FL 7/290 (6x4)	10/93→09/98	210 / 286	VL861S7100 19941	W 150 x iaL 177,2 x ø 410	⊕ axle load 6.5 t	VL872S7100 19090	W 173.8 x iaL 177,2 x ø 410	
			VL861S7115 19941	W 150 x iaL 177,2 x ø 410	⊕ axle load 6.5 t	VL872S7115 19090	W 173.8 x iaL 177,2 x ø 410	
			VL872S7100 19090	W 173.8 x iaL 177,2 x ø 410	⊕ axle load 7.5 t axle load 8 t	VL882S7115 19071	W 198.6 x iaL 174,5 x ø 410	optional
			VL872S7115 19090	W 173.8 x iaL 177,2 x ø 410	⊕ axle load 7.5 t axle load 8 t	L 10	ø 6.35 x L 15.9	112x
			L 10	ø 6.35 x L 15.9	⊕ axle load 7.5 t axle load 8 t 112x ⊕ axle load 6.5 t 96x			

FL 10 **09/85→09/98**

FL 10/280 (6x2)	09/85→12/90	202-209 / 275-284	VL861S7100 19941	W 150 x iaL 177,2 x ø 410	⊕ axle load 6.5 t	VL851S7100 17992	W 125 x iaL 177,2 x ø 410	auxiliary axle
FL 10/320 (6x2/2/4)	12/95→09/98	235 / 320	VL861S7115 19941	W 150 x iaL 177,2 x ø 410	⊕ axle load 6.5 t	VL851S7115 17992	W 125 x iaL 177,2 x ø 410	auxiliary axle
FL 10/320 (6x2)	12/95→09/98	235 / 320						
FL 10/320 (6x2)	12/95→09/98	235 / 320						
FL 10/360 (6x2/2/4)	12/95→09/98	265 / 360	VL872S7100 19090	W 173.8 x iaL 177,2 x ø 410	⊕ axle load 7.5 t axle load 8 t	VL861S7100 19941	W 150 x iaL 177,2 x ø 410	axle vers. Tridem auxiliary axle
FL 10/360 (6x2)	12/95→09/98	265 / 360	VL872S7115 19090	W 173.8 x iaL 177,2 x ø 410	⊕ axle load 7.5 t axle load 8 t	VL861S7115 19941	W 150 x iaL 177,2 x ø 410	axle vers. Tridem auxiliary axle
FL 10/360 (6x2)	12/95→09/98	265 / 360	L 10	ø 6.35 x L 15.9	⊕ axle load 7.5 t axle load 8 t 112x ⊕ axle load 6.5 t 96x	VL882S7115 19071	W 198.6 x iaL 174,5 x ø 410	
						L 9	ø 6.35 x L 14.29	auxiliary axle 96x
						L 10	ø 6.35 x L 15.9	axle vers. Tridem auxiliary axle 96x 112x
FL 10/280 (4x2)	09/85→12/90	202-209 / 275-284	VL861S7100 19941	W 150 x iaL 177,2 x ø 410	⊕ axle load 6.5 t	VL882S7115 19071	W 198.6 x iaL 174,5 x ø 410	
FL 10/280 (4x2)	09/85→12/90	202-209 / 275-284	VL861S7115 19941	W 150 x iaL 177,2 x ø 410	⊕ axle load 6.5 t	L 10	ø 6.35 x L 15.9	112x
FL 10/280 (4x2)	09/85→12/90	202-209 / 275-284	VL872S7100 19090	W 173.8 x iaL 177,2 x ø 410	⊕ axle load 7.5 t axle load 8 t			
FL 10/320 (4x2)	12/95→09/98	235 / 320						
FL 10/320 (4x2)	12/95→09/98	235 / 320						
FL 10/320 (4x2)	12/95→09/98	235 / 320						
FL 10/360 (4x2)	12/95→09/98	265 / 360						
FL 10/360 (4x2)	12/95→09/98	265 / 360						



kW / hp

**VOLVO****VOLVO****FL 12** **09/95→09/98**

FL 12H/380 (8x4/4)	09/95→09/98	279 / 379		VL882S7115 19071	W 198.6 x iaL 174,5 x ø 410		VL882S7115 19071	W 198.6 x iaL 174,5 x ø 410	
FL 12H/380 (6x6)	09/95→09/98	279 / 379		L 10	ø 6.35 x L 15.9	112x	L 10	ø 6.35 x L 15.9	112x
FL 12H/420 (8x4/4)	09/95→09/98	309 / 420							
FL 12H/420 (6x6)	09/95→09/98	309 / 420							

FL **03/00→**

FL 180-10 (4x2)	03/00→	132 / 180		CVP038K 29136	175.7 x 89.1 x 29.2 Meritor B-DUCO		CVP038K 29136	175.7 x 89.1 x 29.2 Meritor B-DUCO	
FL 180-11 (4x2)	03/00→	132 / 180							
FL 180-12 (4x2)	03/00→	132 / 180							
FL 180-7,5 (4x2)	03/00→	132 / 180							
FL 180-8 (4x2)	03/00→	132 / 180							
FL 180-9 (4x2)	03/00→	132 / 180							
FL 220-10 (4x2)	03/00→	162 / 220							
FL 220-11 (4x2)	03/00→	162 / 220							
FL 220-12 (4x2)	03/00→	162 / 220							
FL 220-7,5 (4x2)	03/00→	162 / 220							
FL 220-8 (4x2)	03/00→	162 / 220							
FL 220-9 (4x2)	03/00→	162 / 220							
FL 250-10 (4x2)	03/00→	184 / 250							
FL 250-11 (4x2)	03/00→	184 / 250							
FL 250-12 (4x2)	03/00→	184 / 250							
FL 250-7,5 (4x2)	03/00→	184 / 250							
FL 250-8 (4x2)	03/00→	184 / 250							
FL 250-9 (4x2)	03/00→	184 / 250							
FL 180-13 (4x2)	03/00→	132 / 180		CVP039K 29137	210.1 x 102.4 x 29.2 Meritor C-DUCO		CVP039K 29137	210.1 x 102.4 x 29.2 Meritor C-DUCO	
FL 180-14 (4x2)	03/00→	132 / 180							
FL 180-15 (4x2)	03/00→	132 / 180							
FL 180-16 (4x2)	03/00→	132 / 180		FK039			FK039		
FL 180-17 (4x2)	03/00→	132 / 180							
FL 220-13 (4x2)	03/00→	162 / 220							
FL 220-14 (4x2)	03/00→	162 / 220							
FL 220-15 (4x2)	03/00→	162 / 220							
FL 220-16 (4x2)	03/00→	162 / 220							
FL 220-17 (4x2)	03/00→	162 / 220							
FL 250-13 (4x2)	03/00→	184 / 250							
FL 250-14 (4x2)	03/00→	184 / 250							
FL 250-15 (4x2)	03/00→	184 / 250							
FL 250-16 (4x2)	03/00→	184 / 250							
FL 250-17 (4x2)	03/00→	184 / 250							
FL 180-18 (4x2)	03/00→	132 / 180		CVP037K 29277	249.5 x 111.2 x 29.2 Meritor D-DUCO		CVP037K 29277	249.5 x 111.2 x 29.2 Meritor D-DUCO	
FL 220-18 (4x2)	03/00→	162 / 220							
FL 250-18 (4x2)	03/00→	184 / 250							

FL II **05/06→**

FL 240-12 (4x2)	05/06→	177 / 240		CVP100K 29173	[o] 216.2 x 97 x 29.2 Meritor ELSA 225-1		CVP100K 29173	[o] 216.2 x 97 x 29.2 Meritor ELSA 225-1	
FL 240-14 (4x2)	05/06→	177 / 240							
FL 240-14 (4x2)	06/09→	177 / 241		WIK538	L 277 / 342		WIK538	L 277 / 342	
FL 240-14 (4x2)	06/09→	177 / 241							
FL 240-15 (4x2)	05/06→	177 / 240		CVD689	ø 375 x 45 x 119		CVD604	ø 375 x 45 x 166	
FL 240-16 (4x2)	05/06→	177 / 240							
FL 240-16 (4x2)	05/06→	177 / 240							
FL 240-16 (4x2)	06/09→	177 / 241							
FL 240-18 (4x2)	05/06→	177 / 240							
FL 260-12 (4x2)	06/09→	191 / 260							
FL 260-12 (4x2)	06/09→	191 / 260							
FL 260-14 (4x2)	06/09→	191 / 260							
FL 260-15 (4x2)	06/09→	191 / 260							
FL 260-16 (4x2)	06/09→	191 / 260							
FL 260-16 (4x2)	06/09→	191 / 260							
FL 260-16 (4x2)	06/09→	191 / 260							
FL 260-16 (4x2)	06/09→	191 / 260							
FL 260-18 (4x2)	06/09→	191 / 260							
FL 280-12 (4x2)	05/06→	206 / 280							
FL 280-12 (4x2)	05/06→	206 / 280							
FL 280-14 (4x2)	06/09→	206 / 280							
FL 280-14 (4x2)	06/09→	206 / 280							
FL 280-15 (4x2)	05/06→	206 / 280							
FL 280-16 (4x2)	05/06→	206 / 280							
FL 280-16 (4x2)	05/06→	206 / 280							
FL 280-18 (4x2)	05/06→	206 / 280							
FL 290-12 (4x2)	06/09→	213 / 290							
FL 290-12 (4x2)	06/09→	213 / 290							
FL 290-14 (4x2)	06/09→	213 / 290							
FL 290-16 (4x2)	06/09→	213 / 290							
FL 290-16 (4x2)	06/09→	213 / 290							
FL 290-16 (4x2)	06/09→	213 / 290							
FL 290-18 (4x2)	06/09→	213 / 290							

FL III **05/13→**

FL 210-12 (4x2)	05/13→	155 / 210		CVP100K 29173	[o] 216.2 x 97 x 29.2 Meritor ELSA 225-1		CVP100K 29173	[o] 216.2 x 97 x 29.2 Meritor ELSA 225-1	
FL 240-12 (4x2)	05/13→	177 / 240							
FL 250-12 (4x2)	05/13→	184 / 250		WIK538	L 277 / 342		WIK538	L 277 / 342	
FL 250-14 (4x2)	05/13→	184 / 250							
FL 250-16 (4x2)	05/13→	184 / 250							
FL 280-12 (4x2)	05/13→	206 / 280		CVD689	ø 375 x 45 x 119		CVD604	ø 375 x 45 x 166	
FL 280-14 (4x2)	05/13→	206 / 280							
FL 280-16 (4x2)	05/13→	206 / 280							
FLH 240-12, FLL 240-12,	05/13→	177 / 240							
FLM 240-12 (4x2)									
FLH 240-18 (4x2)	05/13→	177 / 240							
FLH 260-12, FLL 260-12,	05/13→	191 / 260							
FLM 260-12 (4x2)									
FLH 260-18 (4x2)	05/13→	191 / 260							
FLH 280-12, FLL 280-12, FLH	05/13→	206 / 280							
280-12 (4x2)									
FLH 280-18 (4x2)	05/13→	206 / 280							
FLH 290-12, FLL 290-12,	05/13→	213 / 290							
FLM 290-12 (4x2)									
FLH 290-18 (4x2)	05/13→	213 / 290							
FLL 240-14, FLM 240-14	05/13→	177 / 240							
(4x2)									



kW / hp

**VOLVO****VOLVO****FL III** **05/13** →

FL 240-15 (4x2)	05/13 →	177 / 240		CVP100K 29173	[o] 216.2 x 97 x 29.2 Meritor ELSA 225-1			CVP100K 29173	[o] 216.2 x 97 x 29.2 Meritor ELSA 225-1	
FL 240-16 (4x2)	05/13 →	177 / 240			WIK538	L 277 / 342			WIK538	L 277 / 342
FL 240-16, FLM 240-16 (4x2)	05/13 →	177 / 240			CVD689	ø 375 x 45 x 119			CVD604	ø 375 x 45 x 166
FL 260-14, FLM 260-14 (4x2)	05/13 →	191 / 260								
FL 260-15 (4x2)	05/13 →	191 / 260								
FL 260-16 (4x2)	05/13 →	191 / 260								
FL 260-16, FLM 260-16 (4x2)	05/13 →	191 / 260								
FL 280-14, FLM 280-14 (4x2)	05/13 →	206 / 280								
FL 280-16, FLM 280-16 (4x2)	05/13 →	206 / 280								
FL 290-14, FLM 290-14 (4x2)	05/13 →	213 / 290								
FL 290-16 (4x2)	05/13 →	213 / 290								
FL 290-16, FLM 290-16 (4x2)	05/13 →	213 / 290								

FLC **09/96** → **09/00**

FLC 140 (4x2)	09/96 → 09/00	99-100 / 135-136		CVP008 29039	[+] 176 x 78 x 21 Lucas B2x68			CVP008 29039	[+] 176 x 78 x 21 Lucas B2x68	
FLC 140 (4x2)	09/96 → 09/00	99-100 / 135-136		FK001				FK001		

FM 7 **08/98** → **12/01**

FM 7/250 (4x2)	08/98 → 12/01	184 / 250		VL872S7100 19090	W 173.8 x iaL 177,2 x ø 410			VL892S7115 19068	W 223.6 x iaL 177,2 x ø 410	
FM 7/250 (4x2)	08/98 → 12/01	184 / 250		VL872S7115 19090	W 173.8 x iaL 177,2 x ø 410			L 10	ø 6.35 x L 15.9	112x
FM 7/250 (4x2)	08/98 → 12/01	184 / 250		VL882S7115 19071	W 198.6 x iaL 174,5 x ø 410	optional				
FM 7/290 (4x2)	08/98 → 12/01	213 / 290		L 10	ø 6.35 x L 15.9	112x				
FM 7/290 (4x2)	08/98 → 12/01	213 / 290		VL872S7100 19090	W 173.8 x iaL 177,2 x ø 410			VL851S7100 17992	W 125 x iaL 177,2 x ø 410	auxiliary axle
FM 7/290 (4x2)	08/98 → 12/01	213 / 290		VL872S7115 19090	W 173.8 x iaL 177,2 x ø 410			VL851S7115 17992	W 125 x iaL 177,2 x ø 410	auxiliary axle
FM 7/290 (4x2)	08/98 → 12/01	213 / 290		VL882S7115 19071	W 198.6 x iaL 174,5 x ø 410	optional		VL892S7115 19068	W 223.6 x iaL 177,2 x ø 410	
FM 7/290 (4x2)	08/98 → 12/01	213 / 290		L 10	ø 6.35 x L 15.9	112x		L 10	ø 6.35 x L 15.9	auxiliary axle 96x 112x
FM 7/250 (6x2)	08/98 → 12/01	184 / 250		VL872S7100 19090	W 173.8 x iaL 177,2 x ø 410			VL882S7115 19071	W 198.6 x iaL 174,5 x ø 410	
FM 7/250 (6x2)	08/98 → 12/01	184 / 250		VL872S7115 19090	W 173.8 x iaL 177,2 x ø 410			L 10	ø 6.35 x L 15.9	112x
FM 7/290 (6x2)	08/98 → 12/01	213 / 290		VL882S7115 19071	W 198.6 x iaL 174,5 x ø 410	optional				
FM 7/290 (6x2)	08/98 → 12/01	213 / 290		L 10	ø 6.35 x L 15.9	112x				
FM 7/250 (6x4)	08/98 → 12/01	184 / 250		VL872S7100 19090	W 173.8 x iaL 177,2 x ø 410			VL882S7115 19071	W 198.6 x iaL 174,5 x ø 410	
FM 7/290 (6x4)	08/98 → 12/01	213 / 290		VL872S7115 19090	W 173.8 x iaL 177,2 x ø 410			L 10	ø 6.35 x L 15.9	112x
FM 7/290 (6x4)	08/98 → 12/01	213 / 290		VL882S7115 19071	W 198.6 x iaL 174,5 x ø 410	optional				
FM 7/290 (6x4)	08/98 → 12/01	213 / 290		L 10	ø 6.35 x L 15.9	112x				

FM 9 **12/01** → **09/05**

FM 9/260 (4x2)	12/01 → 09/05	191 / 260		CVP037K 29277	249.5 x 111.2 x 29.2 Meritor D-DUCO			CVP037K 29277	249.5 x 111.2 x 29.2 Meritor D-DUCO	
FM 9/260 (6x2)	12/01 → 09/05	191 / 260								
FM 9/260 (4x2)	12/01 → 09/05	191 / 260								
FM 9/260 (6x2)	12/01 → 09/05	191 / 260								
FM 9/300 (6x2)	12/01 → 09/05	221 / 300								
FM 9/300 (6x2)	12/01 → 09/05	221 / 300								
FM 9/300 (4x2)	12/01 → 09/05	221 / 300								
FM 9/300 (8x4/4)	12/01 → 09/05	220-221 / 299-301								
FM 9/300 (4x2)	12/01 → 09/05	221 / 300								
FM 9/340 (4x2)	12/01 → 09/05	250 / 340								
FM 9/340 (4x2)	12/01 → 09/05	250 / 340								
FM 9/340 (6x2)	12/01 → 09/05	250 / 340								
FM 9/340 (6x2)	12/01 → 09/05	250 / 340								
FM 9/340 (6x4)	12/01 → 09/05	250 / 340								
FM 9/340 (8x4/4)	12/01 → 09/05	250 / 340								
FM 9/380 (6x2)	12/01 → 09/05	279 / 380								
FM 9/380 (4x2)	12/01 → 09/05	279 / 380								
FM 9/380 (6x2)	12/01 → 09/05	279 / 380								
FM 9/380 (4x2)	12/01 → 09/05	279 / 380								

FM 10 **04/99** → **12/01**

FM 10/320 (4x2)	04/99 → 12/01	235 / 320		VL872S7100 19090	W 173.8 x iaL 177,2 x ø 410			VL892S7115 19068	W 223.6 x iaL 177,2 x ø 410	
FM 10/360 (4x2)	04/99 → 12/01	265 / 360		VL872S7115 19090	W 173.8 x iaL 177,2 x ø 410			L 10	ø 6.35 x L 15.9	112x
FM 10/360 (4x2)	04/99 → 12/01	265 / 360		VL882S7115 19071	W 198.6 x iaL 174,5 x ø 410	optional				
FM 10/360 (4x2)	04/99 → 12/01	265 / 360		L 10	ø 6.35 x L 15.9	112x				
FM 10/320 (6x2)	04/99 → 12/01	235 / 320		VL872S7100 19090	W 173.8 x iaL 177,2 x ø 410			VL851S7100 17992	W 125 x iaL 177,2 x ø 410	auxiliary axle
FM 10/360 (6x2)	04/99 → 12/01	265 / 360		VL872S7115 19090	W 173.8 x iaL 177,2 x ø 410			VL851S7115 17992	W 125 x iaL 177,2 x ø 410	auxiliary axle
FM 10/360 (6x2)	04/99 → 12/01	265 / 360		VL882S7115 19071	W 198.6 x iaL 174,5 x ø 410	optional		VL892S7115 19068	W 223.6 x iaL 177,2 x ø 410	
FM 10/360 (6x2)	04/99 → 12/01	265 / 360		L 10	ø 6.35 x L 15.9	112x		L 10	ø 6.35 x L 15.9	112x auxiliary axle 96x



kW / hp

**VOLVO****VOLVO****FM 12 08/98→09/05**

FM 12/340 (4x2)	08/98→09/05	250 / 340		CVP037K 29277	249.5 x 111.2 x 29.2 Meritor D-DUCO	09/01→		CVP037K 29277	249.5 x 111.2 x 29.2 Meritor D-DUCO	09/01→
FM 12/340 (4x2)	08/98→09/05	250 / 340		VL872S7100 19090	W 173.8 x iaL 177,2 x ø 410			VL892S7115 19068	W 223.6 x iaL 177,2 x ø 410	
FM 12/380 (4x2)	08/98→09/05	279 / 379		VL872S7115 19090	W 173.8 x iaL 177,2 x ø 410			L 10	ø 6.35 x L 15.9	112x
FM 12/380 (4x2)	08/98→09/05	279 / 379		VL882S7115 19071	W 198.6 x iaL 174,5 x ø 410	optional		L 10	ø 6.35 x L 15.9	112x
FM 12/420 (4x2)	08/98→09/05	309 / 420		L 10	ø 6.35 x L 15.9	112x		CVP037K 29277	249.5 x 111.2 x 29.2 Meritor D-DUCO	09/01→
FM 12/420 (4x2)	08/98→09/05	309 / 420		VL872S7100 19090	W 173.8 x iaL 177,2 x ø 410			VL851S7100 17992	W 125 x iaL 177,2 x ø 410	auxiliary axle
FM 12/340 (6x2)	08/98→09/05	250 / 340		VL872S7115 19090	W 173.8 x iaL 177,2 x ø 410			VL851S7115 17992	W 125 x iaL 177,2 x ø 410	auxiliary axle
FM 12/340 (6x2)	08/98→09/05	250 / 340		VL882S7115 19071	W 198.6 x iaL 174,5 x ø 410	optional		VL892S7115 19068	W 223.6 x iaL 177,2 x ø 410	
FM 12/380 (6x2)	08/98→09/05	279 / 379		L 10	ø 6.35 x L 15.9	112x		L 10	ø 6.35 x L 15.9	auxiliary axle 96x 112x
FM 12/380 (6x2)	08/98→09/05	279 / 379		CVP037K 29277	249.5 x 111.2 x 29.2 Meritor D-DUCO	09/01→		CVP037K 29277	249.5 x 111.2 x 29.2 Meritor D-DUCO	09/01→
FM 12/420 (6x2)	08/98→09/05	309 / 420		VL872S7100 19090	W 173.8 x iaL 177,2 x ø 410			VL882S7115 19071	W 198.6 x iaL 174,5 x ø 410	
FM 12/420 (6x2)	08/98→09/05	309 / 420		VL872S7115 19090	W 173.8 x iaL 177,2 x ø 410			L 10	ø 6.35 x L 15.9	112x
FM 12/420 (6x2)	08/98→09/05	309 / 420		VL882S7115 19071	W 198.6 x iaL 174,5 x ø 410	optional		L 10	ø 6.35 x L 15.9	112x
FM 12/420 (6x2)	08/98→09/05	309 / 420		L 10	ø 6.35 x L 15.9	112x		CVP037K 29277	249.5 x 111.2 x 29.2 Meritor D-DUCO	09/01→
FM 12/340 (6x4)	08/98→09/05	250 / 340		VL872S7100 19090	W 173.8 x iaL 177,2 x ø 410			VL882S7115 19071	W 198.6 x iaL 174,5 x ø 410	
FM 12/340 (6x4)	08/98→09/05	250 / 340		VL872S7115 19090	W 173.8 x iaL 177,2 x ø 410			L 10	ø 6.35 x L 15.9	112x
FM 12/340 (6x4)	08/98→09/05	250 / 340		VL882S7115 19071	W 198.6 x iaL 174,5 x ø 410	optional		L 10	ø 6.35 x L 15.9	112x
FM 12/380 (6x4)	08/98→09/05	279 / 379		L 10	ø 6.35 x L 15.9	112x		CVP037K 29277	249.5 x 111.2 x 29.2 Meritor D-DUCO	09/01→
FM 12/380 (6x4)	08/98→09/05	279 / 379		VL872S7100 19090	W 173.8 x iaL 177,2 x ø 410			VL882S7115 19071	W 198.6 x iaL 174,5 x ø 410	
FM 12/380 (6x4)	08/98→09/05	279 / 379		VL872S7115 19090	W 173.8 x iaL 177,2 x ø 410			L 10	ø 6.35 x L 15.9	112x
FM 12/420 (6x4)	08/98→09/05	309 / 420		VL882S7115 19071	W 198.6 x iaL 174,5 x ø 410	optional		L 10	ø 6.35 x L 15.9	112x
FM 12/420 (6x4)	08/98→09/05	309 / 420		L 10	ø 6.35 x L 15.9	112x		CVP037K 29277	249.5 x 111.2 x 29.2 Meritor D-DUCO	09/01→
FM 12/460 (4x2)	08/98→09/05	338 / 460		CVP037K 29277	249.5 x 111.2 x 29.2 Meritor D-DUCO	09/01→		CVP037K 29277	249.5 x 111.2 x 29.2 Meritor D-DUCO	09/01→
FM 12/460 (6x2)	08/98→09/05	338 / 460		VL872S7100 19090	W 173.8 x iaL 177,2 x ø 410			VL882S7115 19071	W 198.6 x iaL 174,5 x ø 410	
FM 12H/340 (8x4/4)	08/98→09/05	250 / 340		VL872S7115 19090	W 173.8 x iaL 177,2 x ø 410			L 10	ø 6.35 x L 15.9	112x
FM 12H/380 (8x4/4)	08/98→09/05	279 / 379		VL882S7115 19071	W 198.6 x iaL 174,5 x ø 410	optional		L 10	ø 6.35 x L 15.9	112x
FM 12H/420 (8x4/4)	08/98→09/05	309 / 420		L 10	ø 6.35 x L 15.9	112x		L 10	ø 6.35 x L 15.9	112x

FM 09/05→

FM 300 (8x4/4)	09/05→	220-221 / 300-301		CVP101K 29174	[o] 249.6 x 106.9 x 29.2 Meritor ELSA 225-3			CVP095K 29177	[o] 210.6 x 99.6 x 29.2 Meritor VGT 195	lifting axle
FM 300 (6x2/4)	09/05→	221 / 300		WIK538	L 277 / 342			CVP101K 29174	[o] 249.6 x 106.9 x 29.2 Meritor ELSA 225-3	
FM 300 (8x4/4)	09/05→	220-221 / 300-301		WIK538	L 277 / 342			WIK538	L 277 / 342	
FM 300 (4x2)	09/05→	221 / 300								
FM 300 (6x2)	09/05→	221 / 300								
FM 300 (6x2)	09/05→	221 / 300								
FM 300 (4x2)	09/05→	221 / 300								
FM 300 (4x4)	09/05→	221 / 300								
FM 300 (6x4)	09/05→	221 / 300								
FM 300 (4x2)	09/05→	221 / 300								
FM 300 (6x4)	09/05→	221 / 300								
FM 300 (6x6)	09/05→	221 / 300								
FM 300 (6x4)	09/05→	221 / 300								
FM 300 (8x2/6)	09/05→	221 / 300								
FM 300 (8x2/4)	09/05→	221 / 300								
FM 330 (8x2/6)	09/05→	243 / 330								
FM 330 (4x2)	09/05→	243 / 330								
FM 330 (8x2/4)	09/05→	243 / 330								
FM 330 (6x6)	09/05→	243 / 330								
FM 330 (6x4)	09/05→	243 / 330								
FM 330 (6x6)	09/05→	243 / 330								
FM 330 (4x2)	09/05→	243 / 330								
FM 330 (6x2/4)	09/05→	243 / 330								
FM 330 (4x4)	09/05→	243 / 330								
FM 330 (8x4/4)	09/05→	243 / 330								
FM 330 (6x2)	09/05→	243 / 330								
FM 330 (6x4)	09/05→	243 / 330								
FM 330 (8x4/4)	09/05→	243 / 330								
FM 330 (4x4)	09/05→	243 / 330								
FM 330 (4x2)	09/05→	243 / 330								
FM 330 (6x2)	09/05→	243 / 330								
FM 330 (6x2/4)	09/05→	243 / 330								
FM 330 (4x2)	04/12→	243 / 330								
FM 330 (4x2)	04/12→	243 / 330								
FM 330 (8x4/4)	04/12→	243 / 330								
FM 330 (4x2)	04/12→	243 / 330								
FM 330 (8x4/4)	04/12→	243 / 330								
FM 330 (4x2)	04/12→	243 / 330								
FM 330 (6x4)	04/12→	243 / 330								
FM 330 (6x4)	04/12→	243 / 330								
FM 330 (6x2)	04/12→	243 / 330								
FM 330 (6x2/4)	04/12→	243 / 330								
FM 340 (4x2)	09/05→	250 / 340								
FM 340 (4x2)	09/05→	250 / 340								



kW / hp

**VOLVO****VOLVO****FM** **09/05** →

FM 340 (6x2)	09/05→	250 / 340	CVP101K 29174	[o] 249.6 x 106.9 x 29.2 Meritor ELSA 225-3	CVP095K 29177	[o] 210.6 x 99.6 x 29.2 Meritor VGT 195	lifting axle
FM 340 (8x4/4)	09/05→	250 / 340					
FM 340 (4x2)	09/05→	250 / 340	WIK538	L 277 / 342	CVP101K 29174	[o] 249.6 x 106.9 x 29.2 Meritor ELSA 225-3	
FM 340 (8x2/6)	09/05→	250 / 340					
FM 340 (8x2/4)	09/05→	250 / 340			WIK538	L 277 / 342	
FM 340 (8x4/4)	09/05→	250 / 340					
FM 340 (6x4)	09/05→	250 / 340					
FM 340 (4x4)	09/05→	250 / 340					
FM 340 (6x4)	09/05→	250 / 340					
FM 340 (6x2)	09/05→	250 / 340					
FM 340 (6x2/4)	09/05→	250 / 340					
FM 340 (6x6)	09/05→	250 / 340					
FM 340 (4x4)	09/05→	250 / 340					
FM 340 (6x4)	09/05→	250 / 340					
FM 360 (6x4)	09/05→	264 / 360					
FM 360 (4x2)	09/05→	264 / 360					
FM 360 (4x4)	09/05→	264 / 360					
FM 360 (8x2/6)	09/05→	264 / 360					
FM 360 (4x4)	09/05→	264-265 / 359-360					
FM 360 (8x4/4)	09/05→	264 / 360					
FM 360 (6x6)	09/05→	264 / 360					
FM 360 (6x4)	09/05→	264 / 360					
FM 360 (6x6)	09/05→	264 / 360					
FM 360 (6x2)	09/05→	264 / 360					
FM 360 (6x4)	09/05→	264 / 360					
FM 360 (8x2/4)	09/05→	264 / 360					
FM 360 (8x4/4)	09/05→	264 / 360					
FM 360 (6x2)	11/05→	264 / 360					
FM 360 (4x2)	11/05→	264 / 360					
FM 360 (4x2)	11/05→	264-265 / 359-360					
FM 370 (4x4)	09/05→	272 / 370					
FM 370 (4x4)	09/05→	272 / 370					
FM 370 (6x2/4)	09/05→	272 / 370					
FM 370 (4x2)	09/05→	272 / 370					
FM 370 (8x4/4)	09/05→	272 / 370					
FM 370 (8x4/4)	09/05→	272 / 370					
FM 370 (6x4)	09/05→	272 / 370					
FM 370 (6x6)	09/05→	272 / 370					
FM 370 (4x2)	09/05→	272 / 370					
FM 370 (6x2/4)	09/05→	272 / 370					
FM 370 (6x4)	09/05→	272 / 370					
FM 370 (6x2)	09/05→	272 / 370					
FM 370 (6x6)	09/05→	272 / 370					
FM 370 (4x2)	09/05→	272 / 370					
FM 370 (8x2/4)	09/05→	272 / 370					
FM 370 (8x2/6)	09/05→	272 / 370					
FM 370 (6x2)	09/05→	272 / 370					
FM 370 (6x4)	04/12→	272 / 370					
FM 370 (4x2)	04/12→	272 / 370					
FM 370 (6x2/4)	04/12→	272 / 370					
FM 370 (6x4)	04/12→	272 / 370					
FM 370 (6x4)	04/12→	272 / 370					
FM 370 (4x2)	04/12→	272 / 370					
FM 370 (8x4/4)	04/12→	272 / 370					
FM 370 (4x2)	04/12→	272 / 370					
FM 370 (6x4)	04/12→	272 / 370					
FM 370 (8x4/4)	04/12→	272 / 370					
FM 370 (6x2)	04/12→	272 / 370					
FM 370 (8x4/4)	04/12→	272 / 370					
FM 370 (4x2)	04/12→	272 / 370					
FM 380 (8x2/4)	09/05→	280 / 380					
FM 380 (8x4/4)	09/05→	280 / 380					
FM 380 (6x4)	09/05→	280 / 380					
FM 380 (6x4)	09/05→	280 / 380					
FM 380 (6x2/4)	09/05→	280 / 380					
FM 380 (8x4/4)	09/05→	280 / 380					
FM 380 (4x4)	09/05→	280 / 380					
FM 380 (6x4)	09/05→	280 / 380					
FM 380 (4x2)	09/05→	280 / 380					
FM 380 (6x4)	09/05→	280 / 380					
FM 380 (8x4/4)	09/05→	280 / 380					
FM 380 (4x4)	09/05→	280 / 380					
FM 380 (6x2)	09/05→	280 / 380					
FM 380 (6x4)	09/05→	280 / 380					
FM 380 (8x2/6)	09/05→	280 / 380					
FM 380 (6x2)	09/05→	280 / 380					
FM 380 (6x2)	09/05→	280 / 380					
FM 380 (4x2)	09/05→	279-280 / 380-381					
FM 380 (6x4)	09/05→	280 / 380					
FM 380 (4x2)	09/05→	280 / 380					
FM 380 (8x2/6)	09/05→	280 / 380					
FM 380 (8x2/4)	09/05→	280 / 380					
FM 380 (4x4)	09/05→	280 / 380					
FM 380 (4x2)	09/05→	280 / 380					
FM 380 (8x4/4)	09/05→	280 / 380					
FM 380 (6x6)	09/05→	280 / 380					
FM 380 (4x4)	09/05→	280 / 380					
FM 380 (4x2)	09/05→	280 / 380					
FM 380 (4x2)	09/05→	280 / 380					
FM 380 (6x6)	09/05→	280 / 380					
FM 380 (6x6)	09/05→	280 / 380					
FM 380 (6x2/4)	04/12→	280 / 380					
FM 380 (6x4)	04/12→	280 / 380					
FM 380 (6x2)	04/12→	280 / 380					
FM 380 (4x2)	04/12→	280 / 380					
FM 380 (4x2)	04/12→	280 / 380					
FM 380 (8x4/4)	04/12→	280 / 380					
FM 380 (4x2)	04/12→	280 / 380					

T-Z



kW / hp

**VOLVO****VOLVO**

FM 09/05 →

FM 380 (6x2)	04/12→	280 / 380		CVP101K 29174	[o] 249.6 x 106.9 x 29.2 Meritor ELSA 225-3		CVP095K 29177	[o] 210.6 x 99.6 x 29.2 Meritor VGT 195	lifting axle
FM 380 (4x2)	04/12→	280 / 380							
FM 380 (6x2/4)	04/12→	280 / 380							
FM 380 (8x2/4)	04/12→	280 / 380							
FM 380 (6x4)	04/12→	280 / 380							
FM 380 (8x4/4)	04/12→	280 / 380							
FM 380 (6x4)	04/12→	280 / 380							
FM 380 (4x2)	04/12→	280 / 380							
FM 380 (8x4/4)	04/12→	280 / 380							
FM 380 (8x4/4)	04/12→	280 / 380							
FM 390 (6x2)	06/08→	287 / 390							
FM 390 (6x4)	06/08→	287 / 390							
FM 390 (4x2)	06/08→	287 / 390							
FM 390 (6x2)	06/08→	287 / 390							
FM 390 (4x2)	06/08→	287 / 390							
FM 390 (6x4)	06/08→	287 / 390							
FM 400 (4x4)	09/05→	294-295 / 400-401							
FM 400 (4x2)	09/05→	294-295 / 400-401							
FM 400 (4x4)	09/05→	294 / 400							
FM 400 (8x4/4)	09/05→	294 / 400							
FM 400 (6x2)	09/05→	294 / 400							
FM 400 (6x4)	09/05→	294 / 400							
FM 400 (6x4)	09/05→	294 / 400							
FM 400 (8x4/4)	09/05→	294 / 400							
FM 400 (8x2/6)	09/05→	294 / 400							
FM 400 (6x6)	09/05→	294 / 400							
FM 400 (8x2/4)	09/05→	294 / 400							
FM 400 (6x6)	09/05→	294 / 400							
FM 400 (6x4)	09/05→	294 / 400							
FM 400 (4x2)	09/05→	294 / 400							
FM 400 (6x2)	09/05→	294 / 400							
FM 400 (4x2)	09/05→	294 / 400							
FM 410 (4x2)	09/05→	302 / 410							
FM 410 (6x2/4)	09/05→	302 / 410							
FM 410 (6x4)	09/05→	302 / 410							
FM 410 (8x2/6)	09/05→	302 / 410							
FM 410 (8x2/4)	09/05→	302 / 410							
FM 410 (4x4)	09/05→	302 / 410							
FM 410 (6x6)	09/05→	302 / 410							
FM 410 (8x4/4)	09/05→	302 / 410							
FM 410 (4x4)	09/05→	302 / 410							
FM 410 (6x2)	09/05→	302 / 410							
FM 410 (4x2)	09/05→	302 / 410							
FM 410 (6x2)	09/05→	302 / 410							
FM 410 (6x2/4)	09/05→	302 / 410							
FM 410 (6x4)	09/05→	302 / 410							
FM 410 (6x6)	09/05→	302 / 410							
FM 410 (8x4/4)	09/05→	302 / 410							
FM 410 (4x2)	09/05→	302 / 410							
FM 410 (8x4/4)	04/12→	302 / 410							
FM 410 (4x2)	04/12→	302 / 410							
FM 410 (8x4/4)	04/12→	302 / 410							
FM 410 (4x2)	04/12→	302 / 410							
FM 410 (6x2)	04/12→	302 / 410							
FM 410 (6x4)	04/12→	302 / 410							
FM 410 (4x2)	04/12→	302 / 410							
FM 410 (6x4)	04/12→	302 / 410							
FM 410 (6x2/4)	04/12→	302 / 410							
FM 420 (4x2)	09/05→	309 / 420							
FM 420 (6x2)	09/05→	309 / 420							
FM 420 (4x4)	09/05→	309 / 420							
FM 420 (8x2/4)	09/05→	309 / 420							
FM 420 (4x2)	09/05→	309 / 420							
FM 420 (6x4)	09/05→	309 / 420							
FM 420 (4x2)	09/05→	309 / 420							
FM 420 (6x6)	09/05→	309 / 420							
FM 420 (8x4/4)	09/05→	309 / 420							
FM 420 (6x6)	09/05→	309 / 420							
FM 420 (4x4)	09/05→	309 / 420							
FM 420 (6x4)	09/05→	309 / 420							
FM 420 (6x4)	09/05→	309 / 420							
FM 420 (8x4/4)	09/05→	309 / 420							
FM 420 (8x2/6)	09/05→	309 / 420							
FM 420 (6x2)	04/12→	309 / 420							
FM 420 (4x2)	04/12→	309 / 420							
FM 420 (6x4)	04/12→	309 / 420							
FM 420 (4x2)	04/12→	309 / 420							
FM 420 (8x4/4)	04/12→	309 / 420							
FM 420 (6x4)	04/12→	309 / 420							
FM 420 (8x4/4)	04/12→	309 / 420							
FM 420 (8x4/4)	04/12→	309 / 420							
FM 420 (4x2)	04/12→	309 / 420							
FM 420 (8x4/4)	04/12→	309 / 420							
FM 420 (6x2)	04/12→	309 / 420							
FM 420 (6x2/4)	04/12→	309 / 420							
FM 420 (4x2)	04/12→	309 / 420							
FM 420 (8x2/4)	04/12→	309 / 420							
FM 420 (6x2/4)	04/12→	309 / 420							
FM 420 (6x4)	04/12→	309 / 420							
FM 420 (4x2)	04/12→	309 / 420							
FM 430 (6x2/4)	04/12→	243 / 330							
FM 440 (4x2)	09/05→	324 / 440							
FM 440 (6x6)	09/05→	324 / 440							
FM 440 (6x4)	09/05→	324 / 440							
FM 440 (4x2)	09/05→	324 / 440							
FM 440 (8x4/4)	09/05→	324 / 440							

T-Z



kW / hp

**VOLVO****VOLVO****FM** **09/05** →

FM 440 (8x2/4)	09/05 →	324 / 440	CVP101K 29174	[o] 249.6 x 106.9 x 29.2 Meritor ELSA 225-3	CVP095K 29177	[o] 210.6 x 99.6 x 29.2 Meritor VGT 195	lifting axle
FM 440 (8x2/6)	09/05 →	324 / 440					
FM 440 (6x4)	09/05 →	324 / 440	WIK538	L 277 / 342	CVP101K 29174	[o] 249.6 x 106.9 x 29.2 Meritor ELSA 225-3	
FM 440 (8x4/4)	09/05 →	324 / 440					
FM 440 (6x6)	09/05 →	324 / 440			WIK538	L 277 / 342	
FM 440 (6x4)	09/05 →	324 / 440					
FM 440 (6x2)	09/05 →	324 / 440					
FM 440 (4x4)	09/05 →	324 / 440					
FM 440 (4x4)	09/05 →	324 / 440					
FM 440 (4x2)	09/05 →	324 / 440					
FM 440 (6x2)	09/05 →	324 / 440					
FM 450 (8x2/6)	09/05 →	332 / 450					
FM 450 (6x6)	09/05 →	332 / 450					
FM 450 (4x4)	09/05 →	332 / 450					
FM 450 (6x2/4)	09/05 →	332 / 450					
FM 450 (8x2/4)	09/05 →	332 / 450					
FM 450 (6x4)	09/05 →	332 / 450					
FM 450 (8x4/4)	09/05 →	332 / 450					
FM 450 (4x4)	09/05 →	332 / 450					
FM 450 (4x2)	09/05 →	332 / 450					
FM 450 (4x2)	09/05 →	332 / 450					
FM 450 (8x4/4)	09/05 →	332 / 450					
FM 450 (6x6)	09/05 →	332 / 450					
FM 450 (6x2/4)	09/05 →	332 / 450					
FM 450 (4x2)	09/05 →	332 / 450					
FM 450 (6x4)	09/05 →	332 / 450					
FM 450 (6x2)	09/05 →	332 / 450					
FM 450 (6x2)	09/05 →	332 / 450					
FM 450 (6x4)	04/12 →	332 / 450					
FM 450 (4x2)	04/12 →	332 / 450					
FM 450 (6x4)	04/12 →	332 / 450					
FM 450 (4x2)	04/12 →	332 / 450					
FM 450 (8x4/4)	04/12 →	332 / 450					
FM 450 (8x4/4)	04/12 →	332 / 450					
FM 450 (4x2)	04/12 →	332 / 450					
FM 450 (6x4)	04/12 →	332 / 450					
FM 450 (4x2)	04/12 →	332 / 450					
FM 450 (4x2)	04/12 →	332 / 450					
FM 450 (4x2)	04/12 →	332 / 450					
FM 450 (6x2)	04/12 →	332 / 450					
FM 450 (8x2/4)	04/12 →	332 / 450					
FM 450 (6x4)	04/12 →	332 / 450					
FM 450 (8x4/4)	04/12 →	332 / 450					
FM 450 (6x2/4)	04/12 →	332 / 450					
FM 460 (8x2/4)	09/05 →	338 / 460					
FM 460 (6x2)	09/05 →	338 / 460					
FM 460 (4x4)	09/05 →	338 / 460					
FM 460 (6x6)	09/05 →	338 / 460					
FM 460 (8x4/4)	09/05 →	338 / 460					
FM 460 (6x6)	09/05 →	338 / 460					
FM 460 (4x2)	09/05 →	338 / 460					
FM 460 (6x4)	09/05 →	338 / 460					
FM 460 (6x4)	09/05 →	338 / 460					
FM 460 (6x4)	09/05 →	338 / 460					
FM 460 (4x2)	09/05 →	338 / 460					
FM 460 (8x4/4)	09/05 →	338 / 460					
FM 460 (8x2/6)	09/05 →	338 / 460					
FM 460 (4x4)	09/05 →	338 / 460					
FM 460 (4x2)	09/05 →	338 / 460					
FM 460 (6x2/4)	04/12 →	338 / 460					
FM 460 (8x2/4)	04/12 →	338 / 460					
FM 460 (6x4)	04/12 →	338 / 460					
FM 460 (4x2)	04/12 →	338 / 460					
FM 460 (6x2)	04/12 →	338 / 460					
FM 460 (4x2)	04/12 →	338 / 460					
FM 460 (8x4/4)	04/12 →	338 / 460					
FM 460 (6x2/4)	04/12 →	338 / 460					
FM 460 (6x2)	04/12 →	338 / 460					
FM 460 (6x4)	04/12 →	338 / 460					
FM 460 (8x4/4)	04/12 →	338 / 460					
FM 460 (8x4/4)	04/12 →	338 / 460					
FM 460 (4x2)	04/12 →	338 / 460					
FM 460 (6x4)	04/12 →	338 / 460					
FM 460 (4x2)	04/12 →	338 / 460					
FM 460 (4x2)	04/12 →	338 / 460					
FM 460 (8x4/4)	04/12 →	338 / 460					
FM 460 (8x4/4)	04/12 →	338 / 460					
FM 480 (4x2)	09/05 →	353 / 480					
FM 480 (8x2/6)	09/05 →	353 / 480					
FM 480 (4x2)	09/05 →	353 / 480					
FM 480 (4x2)	09/05 →	353 / 480					
FM 480 (6x4)	09/05 →	353 / 480					
FM 480 (6x4)	09/05 →	353 / 480					
FM 480 (6x2)	09/05 →	353 / 480					
FM 480 (6x2)	09/05 →	353 / 480					
FM 480 (8x4/4)	09/05 →	353 / 480					
FM 480 (8x2/4)	09/05 →	353 / 480					
FM 480 (6x2)	09/05 →	353 / 480					
FM 480 (6x6)	09/05 →	353 / 480					
FM 480 (4x4)	09/05 →	353 / 480					
FM 480 (6x4)	09/05 →	353 / 480					
FM 480 (4x4)	09/05 →	353 / 480					
FM 480 (6x6)	09/05 →	353 / 480					
FM 480 (8x4/4)	09/05 →	353 / 480					
FM 500 (4x2)	09/05 →	368 / 500					
FM 500 (6x4)	09/05 →	368 / 500					
FM 500 (6x2)	09/05 →	368 / 500					
FM 500 (4x2)	09/05 →	368 / 500					
FM 500 (6x4)	09/05 →	368 / 500					
FM 500 (8x2/4)	09/05 →	368 / 500					
FM 500 (6x6)	09/05 →	368 / 500					
FM 500 (8x2/6)	09/05 →	368 / 500					
FM 500 (6x4)	09/05 →	368 / 500					
FM 500 (8x4/4)	09/05 →	368 / 500					

T-Z



kW / hp

**VOLVO****VOLVO****FMX** **04/10** →






380 (8x2)	04/10 →	280-285 / 380-388	CVP101K 29174	[o] 249.6 x 106.9 x 29.2 Meritor ELSA 225-3	CVP095K 29177	[o] 210.6 x 99.6 x 29.2 Meritor VGT 195	lifting axle
380 (6x2)	04/10 →	280-285 / 380-388	WIK538	L 277 / 342	CVP101K 29174	[o] 249.6 x 106.9 x 29.2 Meritor ELSA 225-3	
380 (6x4)	04/10 →	280-285 / 380-388			WIK538	L 277 / 342	
380 (6x4)	04/10 →	280-285 / 380-388					
380 (6x2/4)	09/13 →	280-285 / 380-388					
380 (4x4)	09/13 →	280-285 / 380-388					
380 (6x4)	09/13 →	280-285 / 380-388					
380 (4x4)	09/13 →	280-285 / 380-388					
380 (6x2/4)	09/13 →	280-285 / 380-388					
380 (8x4/4)	09/13 →	280 / 380					
380 (6x4)	09/13 →	280-285 / 380-388					
380 (8x2/4)	09/13 →	280 / 380					
380 (6x4)	09/13 →	280-285 / 380-388					
380 (8x4/4)	09/13 →	280 / 380					
380 (6x6)	09/13 →	280-285 / 380-388					
380 (8X6/4)	09/13 →	280 / 380					
380 (6x4)	09/13 →	280-285 / 380-388					
380 (6x6)	09/13 →	280-285 / 380-388					
380 (8x2/6)	09/13 →	280 / 380					
380 (8x4/4)	09/13 →	280 / 380					
380 (6x2)	09/13 →	280-285 / 380-388					
380 (6x6)	09/13 →	280-285 / 380-388					
380 (8x4/4)	09/13 →	280 / 380					
380 (6x2)	09/13 →	280-285 / 380-388					
380 (4x2)	09/13 →	280-285 / 380-388					
380 (8x4/4)	09/13 →	280 / 380					
380 (8x4/4)	09/13 →	280 / 380					
380 (4x2)	09/13 →	280-285 / 380-388					
400 (6x4)	10/12 →	294 / 400					
410 (8x2/6)	09/13 →	302 / 410					
410 (8x4/4)	09/13 →	302 / 410					
410 (6x4)	09/13 →	302 / 410					
410 (8x2/4)	09/13 →	302 / 410					
410 (6x4)	09/13 →	302 / 410					
410 (8x4/4)	09/13 →	302 / 410					
410 (6x2/4)	09/13 →	302 / 410					
410 (8x4/4)	09/13 →	302 / 410					
410 (8x4/4)	09/13 →	302 / 410					
410 (4x2)	09/13 →	302 / 410					
410 (6x6)	09/13 →	302 / 410					
410 (6x2)	09/13 →	302 / 410					
410 (8x4/4)	09/13 →	302 / 410					
410 (4x2)	09/13 →	302 / 410					
410 (4x4)	09/13 →	302 / 410					
410 (6x4)	09/13 →	302 / 410					
410 (4x2)	09/13 →	302 / 410					
410 (6x2)	09/13 →	302 / 410					
410 (6x4)	09/13 →	302 / 410					
410 (6x6)	09/13 →	302 / 410					
410 (6x2/4)	09/13 →	302 / 410					
410 (8x4/4)	09/13 →	302 / 410					
410 (6x6)	09/13 →	302 / 410					
410 (8X6/4)	09/13 →	302 / 410					
410 (6x6)	09/13 →	302 / 410					
410 (4x4)	09/13 →	302 / 410					
410 (6x4)	09/13 →	302 / 410					
420 (6x6)	09/13 →	309 / 420					
420 (4x2)	09/13 →	309 / 420					
420 (8x4/4)	09/13 →	309 / 420					
420 (6x6)	09/13 →	309 / 420					
420 (6x4)	09/13 →	309 / 420					
420 (6x2)	09/13 →	309 / 420					
420 (6x4)	09/13 →	309 / 420					
420 (4x2)	09/13 →	309 / 420					
420 (8x2/6)	09/13 →	309 / 420					
420 (6x2)	09/13 →	309 / 420					
420 (4x4)	09/13 →	309 / 420					
420 (8x4/4)	09/13 →	309 / 420					
420 (8x4/4)	09/13 →	309 / 420					
420 (4x4)	09/13 →	309 / 420					
420 (6x4)	09/13 →	309 / 420					
420 (6x6)	09/13 →	309 / 420					
420 (4x2)	09/13 →	309 / 420					
420 (8x4/4)	09/13 →	309 / 420					
420 (8x4/4)	09/13 →	309 / 420					
420 (6x2/4)	09/13 →	309 / 420					
420 (6x2/4)	09/13 →	309 / 420					
420 (6x4)	09/13 →	309 / 420					
420 (8x2/4)	09/13 →	309 / 420					
420 (6x6)	09/13 →	309 / 420					

T-Z



kW / hp

**VOLVO****VOLVO****FMX**  **04/10** →

420 (8x6/4)	09/13→	309 / 420	 CVP101K	[o] 249.6 x 106.9 x 29.2	 CVP095K	[o] 210.6 x 99.6 x 29.2	lifting axle
420 (6x4)	09/13→	309 / 420	29174	Meritor ELSA 225-3	29177	Meritor VGT 195	
420 (6x4)	09/13→	309 / 420	 WIK538	L 277 / 342	 CVP101K	[o] 249.6 x 106.9 x 29.2	
430 (6x2/4)	09/13→	316 / 430					29174
440 (6x4)	10/12→	324 / 440			 WIK538	L 277 / 342	
450 (8x6/4)	09/13→	332 / 450					
450 (8x4/4)	09/13→	332 / 450					
450 (4x2)	09/13→	332 / 450					
450 (6x4)	09/13→	332 / 450					
450 (6x6)	09/13→	332 / 450					
450 (6x4)	09/13→	332 / 450					
450 (6x6)	09/13→	332 / 450					
450 (6x6)	09/13→	332 / 450					
450 (8x4/4)	09/13→	332 / 450					
450 (6x6)	09/13→	332 / 450					
450 (6x2)	09/13→	332 / 450					
450 (8x4/4)	09/13→	332 / 450					
450 (6x4)	09/13→	332 / 450					
450 (4x2)	09/13→	332 / 450					
450 (8x2/6)	09/13→	332 / 450					
450 (4x2)	09/13→	332 / 450					
450 (4x4)	09/13→	332 / 450					
450 (4x4)	09/13→	332 / 450					
450 (8x2/4)	09/13→	332 / 450					
450 (6x2/4)	09/13→	332 / 450					
450 (6x4)	09/13→	332 / 450					
450 (6x2)	09/13→	332 / 450					
450 (6x4)	09/13→	332 / 450					
450 (8x4/4)	09/13→	332 / 450					
460 (6x6)	09/13→	338 / 460					
460 (8x4/4)	09/13→	338 / 460					
460 (6x6)	09/13→	338 / 460					
460 (6x4)	09/13→	338 / 460					
460 (6x6)	09/13→	338 / 460					
460 (4x2)	09/13→	338 / 460					
460 (8x2/6)	09/13→	338 / 460					
460 (8x4/4)	09/13→	338 / 460					
460 (6x4)	09/13→	338 / 460					
460 (6x2/4)	09/13→	338 / 460					
460 (8x6/4)	09/13→	338 / 460					
460 (8x2/4)	09/13→	338 / 460					
460 (6x4)	09/13→	338 / 460					
460 (6x2/4)	09/13→	338 / 460					
460 (4x4)	09/13→	338 / 460					
460 (8x4/4)	09/13→	338 / 460					
460 (4x2)	09/13→	338 / 460					
460 (8x4/4)	09/13→	338 / 460					
460 (4x2)	09/13→	338 / 460					
460 (4x4)	09/13→	338 / 460					
460 (8x4/4)	09/13→	338 / 460					
460 (6x2)	09/13→	338 / 460					
460 (6x4)	09/13→	338 / 460					
460 (6x4)	09/13→	338 / 460					
460 (6x6)	09/13→	338 / 460					
460 (6x4)	09/13→	338 / 460					
460 (6x2)	09/13→	338 / 460					
460 (8x4/4)	09/13→	338 / 460					
480 (6x4)	10/12→	353 / 480					
500 (6x6)	09/13→	368 / 500					
500 (6x2/4)	09/13→	368 / 500					
500 (4x4)	09/13→	368 / 500					
500 (4x2)	09/13→	368 / 500					
500 (6x4)	09/13→	368 / 500					
500 (8x6/4)	09/13→	368 / 500					
500 (6x6)	09/13→	368 / 500					
500 (4x4)	09/13→	368 / 500					
500 (6x2)	09/13→	368 / 500					
500 (6x2/4)	09/13→	368 / 500					
500 (4x2)	09/13→	368 / 500					
500 (8x4/4)	09/13→	368 / 500					
500 (4x2)	09/13→	368 / 500					
500 (6x4)	09/13→	368 / 500					
500 (8x2/6)	09/13→	368 / 500					
500 (6x2)	09/13→	368 / 500					
500 (8x4/4)	09/13→	368 / 500					
500 (8x4/4)	09/13→	368 / 500					
500 (6x4)	09/13→	368 / 500					
500 (8x2/4)	09/13→	368 / 500					
500 (8x4/4)	09/13→	368 / 500					
500 (6x4)	09/13→	368 / 500					
500 (6x4)	09/13→	368 / 500					
500 (6x6)	09/13→	368 / 500					
500 (8x4/4)	09/13→	368 / 500					
500 (6x6)	09/13→	368 / 500					
540 (6x4)	09/13→	397 / 540					
540 (6x4)	09/13→	397 / 540					
540 (6x4)	09/13→	397 / 540					
540 (6x4)	09/13→	397 / 540					
540 (6x4)	09/13→	397 / 540					
540 (6x2)	09/13→	397 / 540					
540 (6x2/4)	09/13→	397 / 540					
540 (6x2/4)	09/13→	397 / 540					
540 (8x2/4)	09/13→	397 / 540					
540 (8x2/6)	09/13→	397 / 540					
540 (8x4/4)	09/13→	397 / 540					
540 (4x2)	09/13→	397 / 540					

T-Z



kW / hp

**VOLVO****VOLVO****FMX** **04/10** →

540 (4x2)	09/13 →	397 / 540		CVP101K 29174	[o] 249.6 x 106.9 x 29.2 Meritor ELSA 225-3			CVP095K 29177	[o] 210.6 x 99.6 x 29.2 Meritor VGT 195	lifting axle
540 (4x2)	09/13 →	397 / 540								
540 (4x4)	09/13 →	397 / 540								
540 (8x4/4)	09/13 →	397 / 540		WIK538	L 277 / 342			CVP101K 29174	[o] 249.6 x 106.9 x 29.2 Meritor ELSA 225-3	
540 (4x4)	09/13 →	397 / 540								
540 (8x4/4)	09/13 →	397 / 540						WIK538	L 277 / 342	
540 (6x4)	09/13 →	397 / 540								
540 (8x4/4)	09/13 →	397 / 540								
540 (8X6/4)	09/13 →	397 / 540								
540 (6x6)	09/13 →	397 / 540								
540 (6x6)	09/13 →	397 / 540								
540 (8x4/4)	09/13 →	397 / 540								
540 (6x2)	09/13 →	397 / 540								
540 (8x4/4)	09/13 →	397 / 540								
540 (6x6)	09/13 →	397 / 540								
540 (6x6)	09/13 →	397 / 540								
540 (6x4)	09/13 →	397 / 540								

FS 7 **09/94** → **03/96**

FS 718/230 (4x2)	09/94 → 03/96	169 / 230		RW241S7141 19492	W 180 x iaL 188 x ø 381	⊕ axle load 6.5 t		RW241S7141 19492	W 180 x iaL 188 x ø 381	axle load 10,0 t → → axle load 10,9 t
FS 718/260 (4x2)	09/94 → 03/96	191 / 260		RW251S7141 19542	W 200 x iaL 182,5 x ø 381	axle load 6,5 t → → axle load 7,5 t		RW251S7141 19542	W 200 x iaL 182,5 x ø 381	axle load 11,5 t → → axle load 13,0 t
				L 9	ø 6.35 x L 14.29	96x		L 9	ø 6.35 x L 14.29	96x

N 7 **01/73** → **09/80**

N7 (4x2)	01/73 → 09/80	155 / 211		VL72731S7115 19467	W 178 x iaL 192,0 x ø 394			VL70711S7115 17664	W 127 x iaL 199,0 x ø 413	
				L 11	ø 6.35 x L 17.5			VL76771S7100 19562	W 203 x iaL 192 x ø 394	
								VL76771S7115 19562	W 203 x iaL 192,0 x ø 394	
				L 11	ø 6.35 x L 17.5			L 11	ø 6.35 x L 17.5	

N 10 **01/73** → **12/89**

N 10/270 (6x6)	01/73 → 12/89	202 / 270		VL72731S7115 19467	W 178 x iaL 192,0 x ø 394			VL70711S7115 17664	W 127 x iaL 199,0 x ø 413	
N 10/270 (6x6)	01/73 → 12/89	202 / 270						VL76771S7100 19562	W 203 x iaL 192 x ø 394	
N 10/270 (6x2)	01/73 → 12/89	202 / 270		L 11	ø 6.35 x L 17.5			VL76771S7115 19562	W 203 x iaL 192,0 x ø 394	
N 10/270 (4x2)	01/73 → 12/89	202 / 270						L 11	ø 6.35 x L 17.5	
N 10/270 (4x2)	01/73 → 12/89	202 / 270								
N 10/270 (6x4)	01/73 → 12/89	202 / 270								
N 10/270 (6x4)	01/73 → 12/89	202 / 270								
N 10/270 (6x2)	01/73 → 12/89	202 / 270								
N 10/300 (6x4)	01/73 → 12/89	220 / 299								
N 10/300 (6x2)	01/73 → 12/89	220 / 299								
N 10/300 (6x2)	01/73 → 12/89	220 / 299								
N 10/300 (6x6)	01/73 → 12/89	220 / 299								
N 10/300 (4x2)	01/73 → 12/89	220 / 299								
N 10/300 (4x2)	01/73 → 12/89	220 / 299								
N 10/300 (6x4)	01/73 → 12/89	220 / 299								
N 10/300 (6x4)	01/73 → 12/89	220 / 299								

N 12 - Series **01/85** →

N 12	01/85 →			VL861S7100 19941	W 150 x iaL 177,2 x ø 410			VL851S7100 17992	W 125 x iaL 177,2 x ø 410	auxiliary axle
				VL861S7115 19941	W 150 x iaL 177,2 x ø 410			VL851S7115 17992	W 125 x iaL 177,2 x ø 410	auxiliary axle
				VL872S7100 19090	W 173.8 x iaL 177,2 x ø 410	optional		VL882S7115 19071	W 198.6 x iaL 174,5 x ø 410	
				VL872S7115 19090	W 173.8 x iaL 177,2 x ø 410	optional		VL892S7115 19068	W 223.6 x iaL 177,2 x ø 410	optional
				L 10	ø 6.35 x L 15.9	optional 112x 96x		L 10	ø 6.35 x L 15.9	96x auxiliary axle 112x

NH 12 **05/99** →

NH 12/340 (4x2)	05/99 →	250 / 340		VL861S7100 19941	W 150 x iaL 177,2 x ø 410			VL851S7100 17992	W 125 x iaL 177,2 x ø 410	auxiliary axle
NH 12/380 (6x4)	05/99 →	279 / 379						VL851S7115 17992	W 125 x iaL 177,2 x ø 410	auxiliary axle
NH 12/380 (6x4)	05/99 →	279 / 379		VL861S7115 19941	W 150 x iaL 177,2 x ø 410			VL882S7115 19071	W 198.6 x iaL 174,5 x ø 410	
NH 12/380 (4x2)	05/99 →	279 / 379		VL872S7100 19090	W 173.8 x iaL 177,2 x ø 410	optional		VL892S7115 19068	W 223.6 x iaL 177,2 x ø 410	optional
NH 12/420 (4x2)	05/99 →	309 / 420						VL892S7115 19068	W 223.6 x iaL 177,2 x ø 410	optional
				VL872S7115 19090	W 173.8 x iaL 177,2 x ø 410	optional		L 10	ø 6.35 x L 15.9	
				L 10	ø 6.35 x L 15.9			L 10	ø 6.35 x L 15.9	

Olympia - Series **01/93** →

Olympian MK2	01/93 →			VL872S7100 19090	W 173.8 x iaL 177,2 x ø 410			VL872S7100 19090	W 173.8 x iaL 177,2 x ø 410	auxiliary axle
				VL872S7115 19090	W 173.8 x iaL 177,2 x ø 410			VL872S7115 19090	W 173.8 x iaL 177,2 x ø 410	auxiliary axle
				L 10	ø 6.35 x L 15.9	112x		VL892S7115 19068	W 223.6 x iaL 177,2 x ø 410	
				L 10	ø 6.35 x L 15.9			L 10	ø 6.35 x L 15.9	112x



kW / hp

**WABCO (Perrot Bremse)****WABCO (Perrot Bremse)**

230,0x35,0

MB90912S7121
11019

W 34 x iaL 208,0 x ø 230

270,0x80,0

MB80812S7121
15030

W 79 x iaL 242,7 x ø 270

315,0x80,0



6 x 12

ø 6 x L 12

64x

325,0x100,0

FI1201211S7141
17924

W 100 x iaL 248,7 x ø 325



6 x 12

ø 6 x L 12

52x

325,0x120,0



6 x 12

ø 6 x L 12

64x

SY202261S7141
17088

W 120 x iaL 288,0 x ø 325



6 x 12

ø 6 x L 12

52x

325,0x147,0

MP39401S7100
17900

W 146.5 x iaL 301,1 x ø 325

MP39401S7115
17900

W 146.5 x iaL 301,1 x ø 325

325,0x80,0

FI1001011S7141
15732

W 80 x iaL 297,6 x ø 325



6 x 12

ø 6 x L 12

52x

325,0x97,0

MP37381S7115
15817

W 96.5 x iaL 301,1 x ø 325

350,0x60,0



6 x 12

ø 6 x L 12



6 x 12

ø 6 x L 12

64x

360,0x170,0

FI1241S7121
19918

W 170 x iaL 325 x ø 360

PB221S7115
19503

W 170 x iaL 314,4 x ø 360

PB221S7121
19503

W 170 x iaL 314,4 x ø 360

410,0x160,0

PB16171S7113
19849

W 160 x iaL 196,0 x ø 410

410,0x180,0

PB252S7141
19342

W 180 x iaL 202,7 x ø 410

410,0x200,0

PB242S7141
19343

W 200 x iaL 203,0 x ø 410

410,0x220,0

PB3512S7141
19824

W 220 x iaL 207,2 x ø 410

PB18192S7100
19699

W 220 x iaL 174,3 x ø 410

PB18192S7113
19699

W 220 x iaL 174,3 x ø 410

DAF

CVP022
29077[+] 204.5 x 106 x 27
Wabco 1600 V-G

DAF (PAN 19-2)



CVD643

ø 377 x 45 x 139

DAF, IVECO, LEYLAND/DAF

CVP003
29017[-] 191 x 87 x 23
Wabco 456 F--CVP027
29017[+] 191 x 87 x 23
Wabco 456 F--

IVECO

CVP017
29001[+] 174.7 x 69 x 20
Wabco 450 F--

T-Z



kW / hp

**WABCO (Perrot Bremse)****WABCO (Perrot Bremse)**

MAN

**CVP021**
29055[C] 175.8 x 82.5 x 22
Wabco 1000 V-G

MAN (PAN 17)

**CVP032K**
29285[C] 175.5 x 85.6 x 26
Wabco PAN 17

PAN 22-1

**CVP096K**
29336[C] 210.6 x 109.55 x 31.7
Wabco PAN 22-1**WIK546**

L 750

RVI (PAN 19-2)

**CVD643**

ø 377 x 45 x 139

SAF (PAN 19-1)

**CVP090K**
29313[C] 210.6 x 92.3 x 29.8
Wabco PAN 19-1**CVD644**

ø 376 x 45 x 57.5

**CVD643**

ø 377 x 45 x 139

WARSTEIN**WARSTEIN**

300,0x200,0

**BC801S7340**
19574

W 200 x iaL 145,4 x ø 300

360,0x200,0

**BC1001011S7340**
19902

W 200 x iaL 159,3 x ø 360

400,0x120,0

**8 x 18**

ø 8 x L 18

64x

400,0x80,0

**8 x 18**

ø 8 x L 18

40x

420,0x120,0

**8 x 18**

ø 8 x L 18

80x

420,0x160,0

**BC351S7340**
19200

W 160 x iaL 203,7 x ø 420

420,0x180,0

**BC361S7340**
19032

W 180 x iaL 203,7 x ø 420

420,0x200,0

**BC371S7340**
19094

W 200 x iaL 203,7 x ø 420

420,0x220,0

**BC811Y7340**
19591

W 220 x iaL 204 x ø 420

500,0x200,0

**8 x 18**

ø 8 x L 18

72x

**YORK TRANSPORT EQUIPMENT
PTY LTD****YORK TRANSPORT EQUIPMENT
PTY LTD**

311,0x127,0

**L 9**

ø 6.35 x L 14.29

80x

311,0x178,0 Type K5

**MQ342S7222**
19783

W 177.8 x iaL 148,3 x ø 311

**L 9**

ø 6.35 x L 14.29

96x

311,0x209,0

**YK10111S7222**
19826

W 209 x iaL 162 x ø 311

335,0x210,0

**L 9**

ø 6.35 x L 14.29

128x

394,0x210,0

**YK893S7340**
19461

W 210 x iaL 196,4 x ø 394



kW / hp



YORK TRANSPORT EQUIPMENT PTY LTD YORK TRANSPORT EQUIPMENT PTY LTD

419,0x178,0



RW561S7222
19036

W 177,8 x iaL 189,1 x ø 419

419,0x219,0



FU452S7329
19369

W 219.1 x iaL 196,6 x ø 419



L 10

ø 6.35 x L 15.9

96x

ZORZI

ZORZI

300,0x200,0 (BPW)



BC801S7340
19574

W 200 x iaL 145,4 x ø 300

420,0x180,0 (BPW)



BC361S7340
19032

W 180 x iaL 203,7 x ø 420

420,0x200,0 (BPW)



BC371S7340
19094

W 200 x iaL 203,7 x ø 420

T-Z

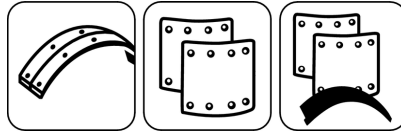
Illustrations

Abbildungen

Illustrations

Raffigurazioni

Ilustraciones




Dimensions
Abmessungen
Dimensions
Dimensioni
Dimensiones

				Part No. Ref. Nr. Ref. No. Rif. N.	WVA number WVA-Nummer Número WVA Codice WVA Número WVA
34	208,0	230	11	MB90912S7121	11019
44	344	330	12	BO21221S7242	11189
56	367	305	12	AT261S7242	13066
70	244,4	300	12	MB69701S7115	15349
76	340	308	13	GG1821831S7242	15837
79	242,7	270	14	MB80812S7121	15030
80	297,6	325	14	FI1001011S7141	15732
81	345	331	6	BO37381S242AF	15281
81	424	406	8	BO27281S7242	15248
87	263,9	300	14	MB1071082S7121	15059
96.5	301,1	325	12	MP37381S7100	15817
96.5	301,1	325	12	MP37381S7115	15817
98	244,0	300	12	MB72731S7115	15580
98	244,4	304	12	MB94951S7115	15580
99.5	142,7	325	6	GG2091S7141	15879
100	248,7	325	12	FI1201211S7141	17924
101.1	324,4	308	14	GG2192201S7242	17366
102	318	330	12	GG1441S242AF	17555
102	289	308	13	GG1841851S7121	17934
102	318	330	14	LH942S7141	17940
106	345	331	6	BO39401S242AF	17229
108	380	387	12	GG771S7242	17134
108	338	387	14	GG1571S7242	17557
120	259,1	308	10	MB1102S7115	17280
120	288,0	325	14	SY202261S7141	17088
120	251,3	325	16	SA28292S7115	17827
122.5	263,9	300	14	MB1171182S7121	17351
123	178,0	410	8	MP291S7100	17682
123	178,0	410	8	MP291S7115	17682
125	177,2	410	8	VL851S7100	17992
125	177,2	410	8	VL851S7115	17992
125	209	310	14	SA26272A7115	17831
125	421,6	420	16	FI861S7141	17481
127	192,6	413	8	SV261S7100	17161
127	192,6	413	8	SV261S7115	17161
127	235,0	412	8	SV392S7100	17991
127	235,0	412	8	SV392S7115	17991
127	199,0	413	10	VL70711S7115	17664
127	302	314	12	GG1391S7242	15788
127	380	387	12	LE541S7115	17132
127.2	344	330	13	GG1861871S7121	17932
130	173,6	364	8	MB1111122S7115	17290
135	259,1	308	10	MB1152S7115	17287
140	197	420	8	FI1051S7141	17869
140	203,7	420	10	BC1091S7340	17456
140	365	330	15	LH98991S7242	17939
143	174	360	8	GG2171S7141	17017
143	178	410	8	MP302S7100	17238
143	178,0	410	8	MP302S7115	17238
146.5	301,1	325	12	MP39401S7100	17900
146.5	301,1	325	12	MP39401S7115	17900
149.5	142,7	325	8	GG2101S7115	17988
150	177	420	8	DF34351S7203	19900
150	177,3	420	8	DF34351S7100	19900
150	177,4	420	8	DF44451S7100	19010

				Part No. Ref. Nr. Ref. No. Rif. N.	WVA number WVA-Nummer Número WVA Codice WVA Número WVA
150	177,4	420	8	DF44451S7203	19010
150	183,8	414	8	RN1001S7100	19934
150	183,8	414	8	RN1001S7115	19934
150	159,6	355	10	LZ451S7222	19912
150	177,2	410	12	VL861S7100	19941
150	177,2	410	12	VL861S7115	19941
150	209,4	325	14	SA30312S7115	19620
152	320	394	12	GG1401S7141	19351
152	358	394	12	GG831S242AFS	19072
152	358	394	12	GG831S7115	19072
152.4	212,9	419	10	DF20213S7100	19150
152.4	212,9	419	10	DF20213S7113	19150
152.4	212,9	419	10	DF42431S7113	19024
153	344	394	12	LE691S7119	19662
160	173,6	364	8	MB1131142S7115	19506
160	196,0	410	8	PB16171S7113	19849
160	203,7	420	10	BC351S7340	19200
160	162,3	410	13	PD781S7100	19877
163	173	410	8	MB74752Y7113	19706
163	173	410	8	MB74752YX7113	19706
163	173,7	410	8	MB74752S7100	19706
163	173,7	410	8	MB74752S7113	19706
163	178,0	410	8	MP312S7100	19494
163	178,0	410	8	MP312S7115	19494
163	174,3	360	12	GG2181S7115	19177
170	173	360	14	GG2142151S7121	19543
170	174,3	360	14	GG2352361S7141	19758
170	247,1	360	18	RN1021031S7115	19255
170	314,4	360	18	PB221S7115	19503
170	314,4	360	18	PB221S7121	19503
170	325	360	18	FI1241S7121	19918
170	268,1	360	20	GG2072081S7121	19269
170	355	360	22	GG2111S7141	19923
173.8	177,2	410	14	VL872S7100	19090
173.8	177,2	410	14	VL872S7115	19090
175	183,8	414	8	RN1011S7100	19935
175	183,8	414	8	RN1011S7115	19935
175	180,9	420	12	DF36371S7100	19888
175	180,9	420	12	DF46471S7100	19052
175	180,9	420	12	DF46471S7203	19052
177	203	394	12	CS682S7119	18008
177.3	189,7	419	12	RW34351S7329	19030
177.8	148,3	311	12	MQ342S7222	19783
177.8	189	381	12	CW412S7100	19384
177.8	189,1	381	12	CW412S7141	19384
177.8	189,1	419	12	RW561S7222	19036
177.8	194,6	419	12	IL66673S7329	19037
177.8	212,9	419	14	DF16172S7100	19256
177.8	212,9	419	14	DF16172S7203	19256
178	189,3	413	12	SV81S7100	19075
178	189,3	413	12	SV81S7115	19075
178	192,0	394	12	VL72731S7115	19467
178	196,4	394	12	YK672S7340	19333
178	192	380	14	AX146S7115	19896
178	188,9	419	16	FT11121S7329	19613

Illustrations

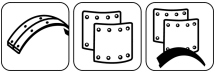
Dimensions
Abmessungen
Dimensions
Dimensioni
Dimensiones



				Part No. Ref. Nr. Ref. No. Ref. N.	VVA number VVA-Nummer Número VVA Codice VVA Número VVA
178	194,6	419	16	RW564S7100	19636
178	194,6	419	16	RW564S7115	19636
178	235,0	413	16	SV402S7100	19931
178	235,0	413	16	SV402S7113	19931
178	235,0	413	16	SV402S7115	19931
178	357,7	394	18	GG921S7100	19111
178	357,7	394	18	GG921S7115	19111
179	196	394	16	CW111S7141	19887
180	170,2	367	8	SJ34351S7340	19479
180	179	367	8	SJ32331S7340	19479
180	189,0	420	8	SJ28291S7340	19283
180	203,7	420	10	BC361S7340	19032
180	188	381	12	RW241S7141	19492
180	195,5	410	12	RW36371S7151	19109
180	195,5	410	12	RW2830311S7141	19714
180	202,7	410	14	PB252S7141	19342
180	197	420	16	FI1061S7141	19694
182	204,3	410	12	PB4112S7141	19099
182.5	174,3	360	12	GG2322S7115	19708
183	178,0	410	8	MP322S7100	19495
183	178,0	410	8	MP322S7115	19495
185	186	420	8	SY241S7113	19246
190.5	126,6	311	10	RW9132S7340	19604
198.6	174,5	410	14	VL882S7100	19071
198.6	174,5	410	14	VL882S7115	19071
199	195,7	394	16	CW121S7141	19921
200	129,2	300	8	SJ22231S7340	19515
200	143,7	305	8	LZ231S7340	19762
200	145,4	300	8	BC801S7340	19574
200	145,4	300	8	BC801Y7340	19574
200	159,3	360	8	BC1001011S7340	19902
200	160,0	355	10	SJ26271S7340	19892
200	203,7	420	10	BC371S7340	19094
200	204,2	400	10	BC90911S7340	19166
200	131,7	300	12	BC1061071S7340	19967
200	151	350	12	DO83841S7340	19808
200	151,4	350	12	RW21221S7100	19908
200	169,1	360	12	BC1201211S7222	19718
200	182,5	381	12	RW251S7141	19542
200	193,7	410	12	RW2912S7141	19553
200	195,5	410	12	RW38391S7151	19116
200	195,5	410	12	RW2932331S7141	19716
200	207,2	410	12	FI1152S7141	19786
200	162,3	410	13	PD341S7340	19879
200	203,0	410	14	PB242S7141	19343
200	249	305	14	LZ11S7222	19996
200	180,9	420	16	DF32331S7100	19890
200	180,9	420	16	DF32331S7203	19890
200	180,9	420	16	DF48491S7100	19063
200	180,9	420	16	DF48491S7203	19063
200	378	394	32	GG1891S242AF	19820
202	204,3	410	12	PB4212A7141	19091
202	204,3	410	12	PB4212S7141	19091
202	358	394	18	GG1421S7100	19371
202	358	394	18	GG1421S7115	19371

				Part No. Ref. Nr. Ref. No. Ref. N.	VVA number VVA-Nummer Número VVA Codice VVA Número VVA
202.6	157	394	12	CS641S7119	19745
203	189,0	420	8	SJ30311S7340	19477
203	135	311	12	FU17181S7340	19608
203	186	394	12	CS672S7119	19922
203	189,3	413	12	SV271S7100	19393
203	192	394	12	VL76771S7100	19562
203	192,0	394	12	VL76771S7113	19562
203	192,0	394	12	VL76771S7115	19562
203	194,5	419	16	FT671S7329	19557
203	235,0	413	16	SV412S7100	19932
203	235,0	413	16	SV412S7113	19932
203	235,0	413	16	SV412S7115	19932
203	346	394	17	LE602S7119	19066
203	416	406	18	LE721S242AF	19015
203.2	189,1	419	12	RW123S7329	19366
203.2	194,6	419	12	RW121S7329	19365
203.2	212,9	419	20	DF30311S7203	19617
203.2	213	419	20	DF30311S7113	19617
209	162	311	16	YK10111S7222	19826
210	196,4	394	16	YK893S7340	19461
219.1	196,6	419	12	FU452S7329	19369
220	183,8	414	8	RN1041S7100	19187
220	183,8	414	8	RN1041S7115	19187
220	204	420	10	BC811Y7340	19591
220	174,3	410	12	PB18192S7100	19699
220	174,3	410	12	PB18192S7113	19699
220	207,2	410	14	PB3512S7141	19824
222	173	410	8	MB76772Y7113	19707
222	173	410	8	MB76772YX7113	19707
222	173,7	410	8	MB76772S7100	19707
222	173,7	410	8	MB76772S7113	19707
223	178,0	410	8	MP362S7100	19496
223	178,0	410	8	MP362S7115	19496
223.6	177,2	410	14	VL892S7100	19068
223.6	177,2	410	14	VL892S7113	19068
223.6	177,2	410	14	VL892S7115	19068
240	180,9	420	16	DF38391S7100	19914
240	180,9	420	16	DF38391S7203	19914
240	180,9	420	16	DF50511S7113	19069
254	147,0	394	9	VL81821S7100	19799
254	147	394	9	VL81821S7113	19799
254	147,0	394	9	VL81821S7115	19799
254	192,6	413	12	SV341S7100	19647
254	192,6	413	12	SV341S7115	19647
254	235,0	413	16	SV422S7100	19933
254	235	413	16	SV422S7113	19933
254	235,0	413	16	SV422S7115	19933

Illustrations



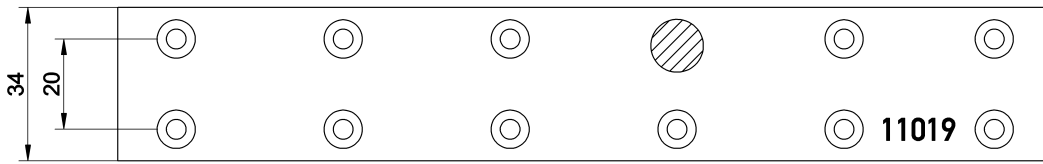
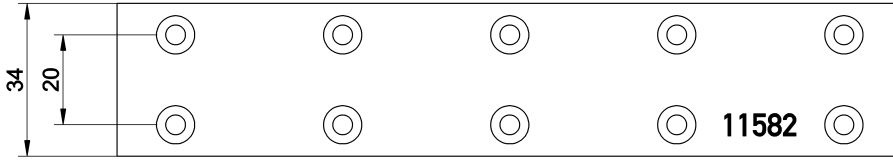
MB90912S7121

W 34.0

MERCEDES-BENZ (T1 Bus (601), T1 Kasten (601), T1 Box (601), T1 Platform/Chassis (601), T1 Pritsche/Fahrgestell (601), T1 Bus (602), T1 Box (602), T1 Kasten (602), T1 Platform/Chassis (602), T1 Pritsche/Fahrgestell (602))
WABCO (Perrot Bremse) (230,0x35,0)



BFMC	WVA	Pcs.	W	iaL	drum ø	Number of holes	[ø]	
MB/90/1	11582	2	34.0	174,6	230,0	10		
MB/91/2	11019	1	34.0	208,0	230,0	11	x	



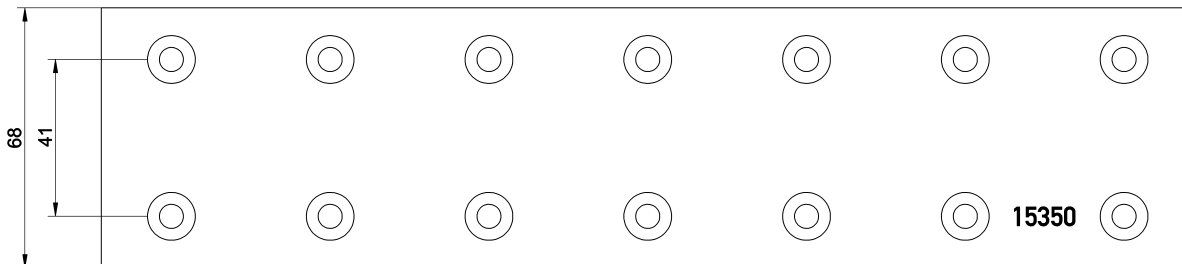
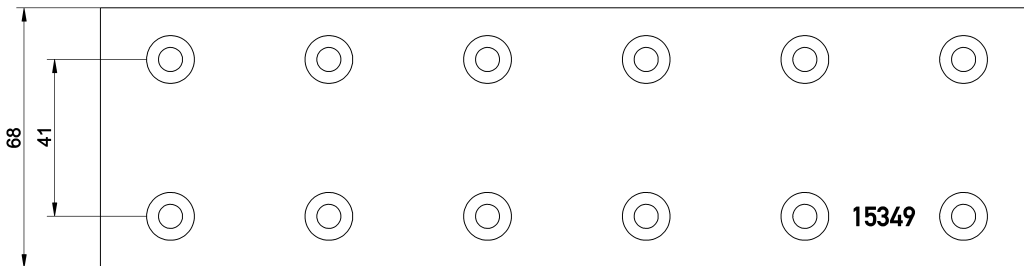
MB69701S7115

W 70.0

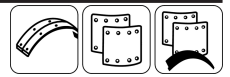
MERCEDES-BENZ (LP, O 309)



BFMC	WVA	Pcs.	W	iaL	drum ø	Number of holes	[ø]	
MB/69/1	15349	2	70.0	244,4	300,0	12		
MB/70/1	15350	2	70.0	285,9	300,0	14		



Illustrations



MB80812S7121

W 79.0

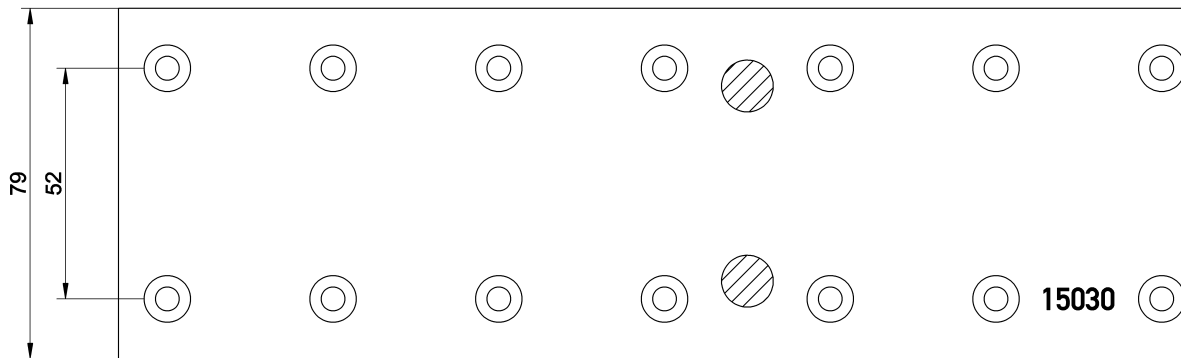
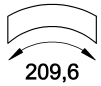
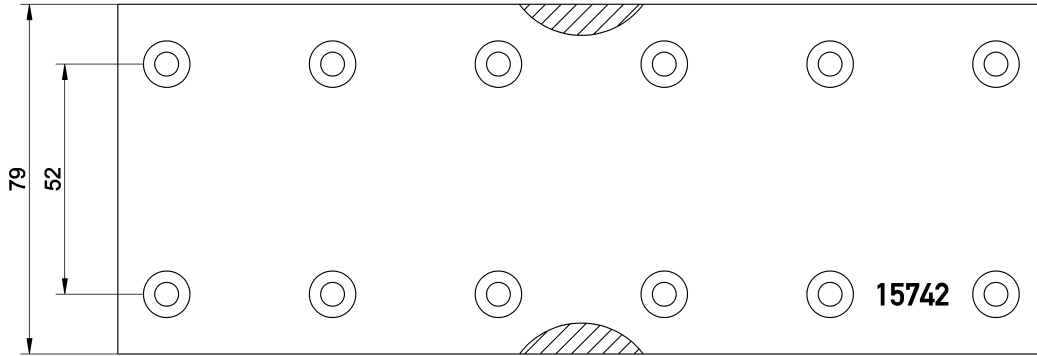
MERCEDES-BENZ (407 D - 508 D (T1-Series/T2-Series), 410 - 613 (T1-Series/T2-Series), T2/L)

STEYR (Citybus)

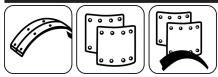
WABCO (Perrot Bremse) (270,0x80,0)



BFMC	WVA	Pcs.	W	iaL	drum ø	Number of holes	[ø]	
MB/80/2	15742	2	79.0	209,6	270,0	12		
MB/81/2	15030	2	79.0	242,7	270,0	14	x	



Illustrations



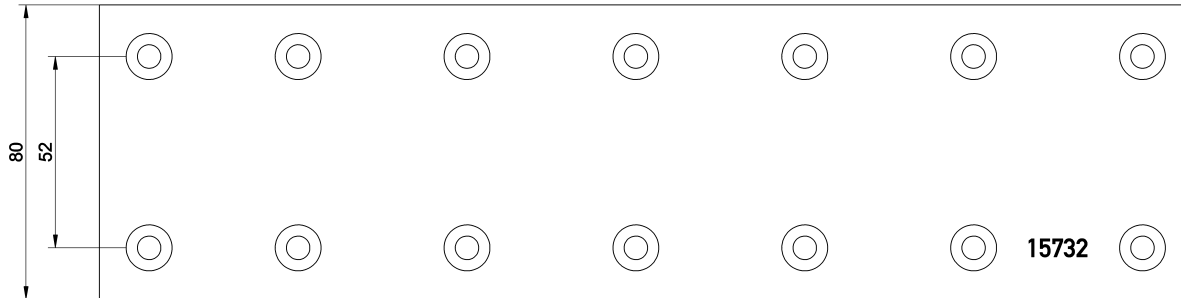
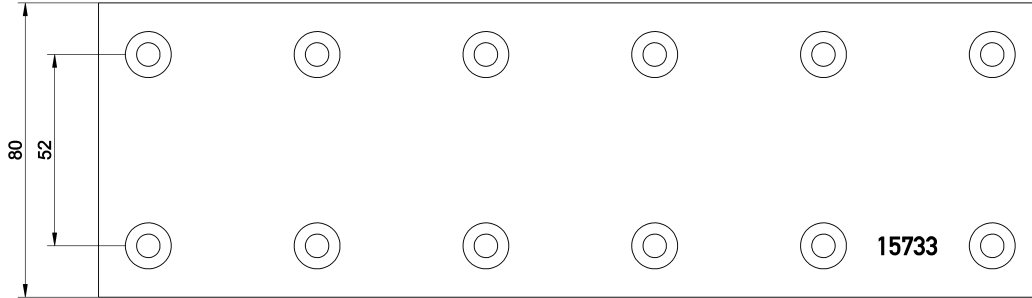
FI1001011S7141

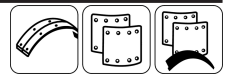
W 80.0

WABCO (Perrot Bremse) (325,0x80,0)



BFMC	WVA	Pcs.	W	iaL	drum ø	Number of holes	[ø]	
FI/100/1	15733	2	80.0	257,0	325,0	12		
FI/101/1	15732	2	80.0	297,6	325,0	14		





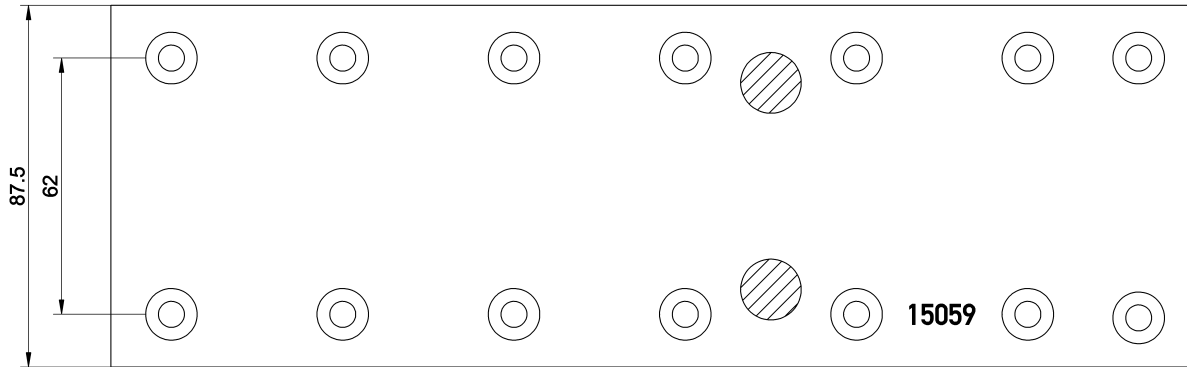

MB1071082S7121

W 87.0

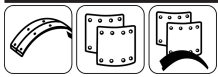
MERCEDES-BENZ (O 409)



BFMC	WVA	Pcs.	W	iaL	drum ø	Number of holes	[o]	
MB/107/2	15869	2	87.0	237,0	300,0	12		
MB/108/2	15059	2	87.0	263,9	300,0	14	x	



Illustrations



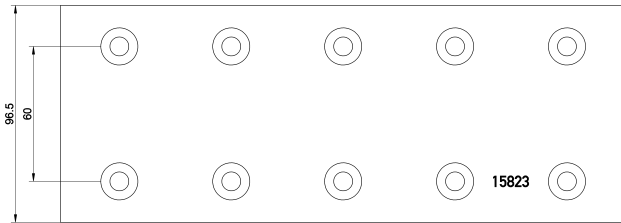
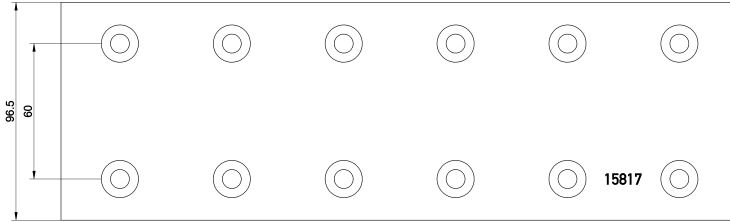
MP37381S7100

W 96.5

DAF (45, F 600, F 800)



BFMC	WVA	Pcs.	W	iaL	drum ø	Number of holes	[ø]	
MP/37/1	15817	2	96.5	301,1	325,0	12		
MP/38/1	15823	2	96.5	251,3	325,0	10		



MP37381S7115

W 96.5

DAF (45, F 600, F 800)

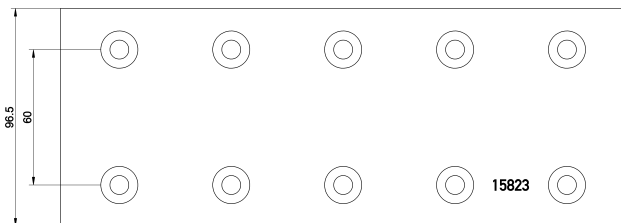
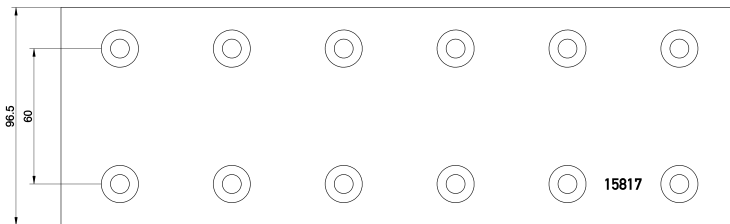
LEYLAND-DAF (45 - Series, Roadrunner)

MAN (G - Series (MAN/VW))

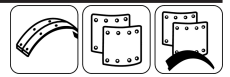
WABCO (Perrot Bremse) (325,0x97,0)



BFMC	WVA	Pcs.	W	iaL	drum ø	Number of holes	[ø]	
MP/37/1	15817	2	96.5	301,1	325,0	12		
MP/38/1	15823	2	96.5	251,3	325,0	10		



Illustrations



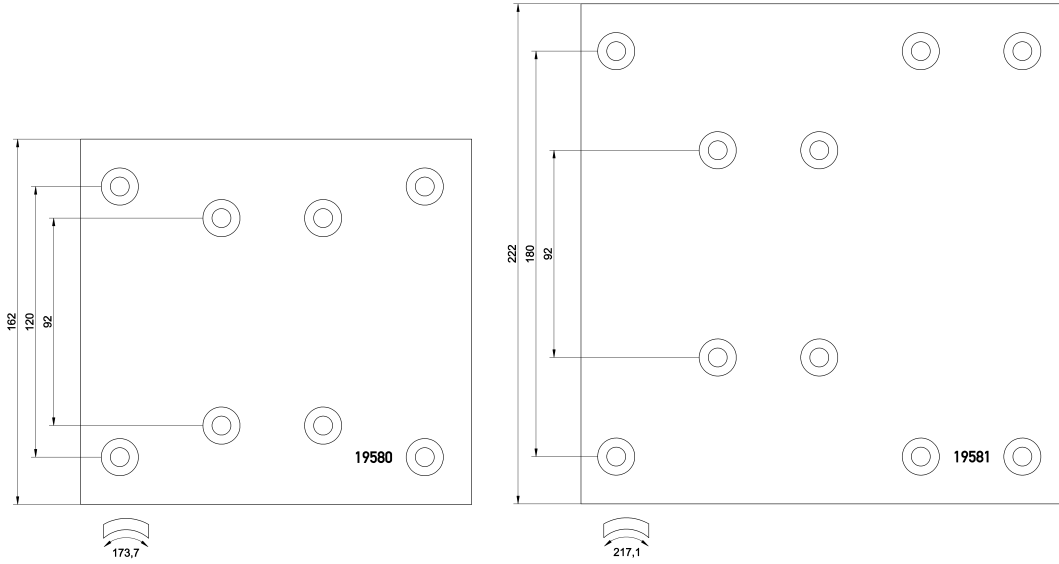
MB72731S7115

W 98.0

MERCEDES-BENZ (LP, O 309)



BFMC	WVA	Pcs.	W	iaL	drum ø	Number of holes	[o]	
MB/72/1	19580	4	163.0	173,7	410,0	8		
MB/73/1	19581	4	220.0	217,1	410,0	10		



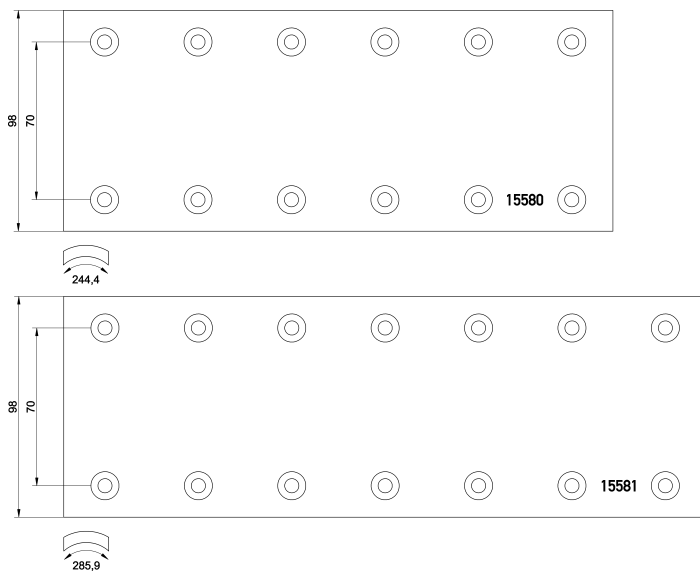
MB94951S7115

W 98.0

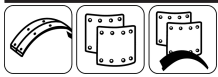
MERCEDES-BENZ (406 -608)



BFMC	WVA	Pcs.	W	iaL	drum ø	Number of holes	[o]	
MB/94/1	15580	2	98.0	244,4	304,0	12		
MB/95/1	15581	2	98.0	285,9	304,0	14		



Illustrations




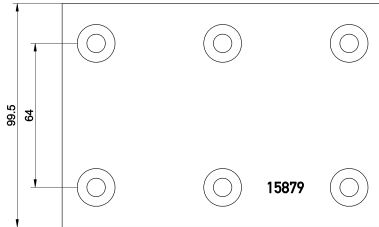
GG2091S7141

W 99.5

MAN (G 90, G - Series (MAN/VW), L 2000)
 STEYR (S - Series)



BFMC	WVA	Pcs.	W	iaL	drum ø	Number of holes	[o]	
GG/209/1	15879	4	99.5	142,7	325,0	6		





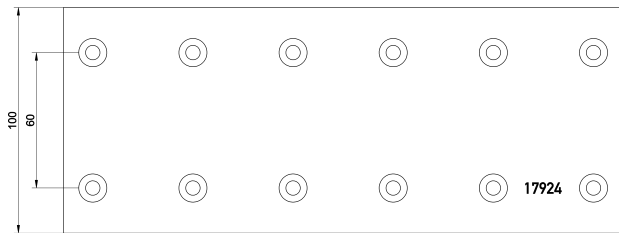
FI1201211S7141

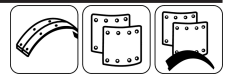
W 100.0

IVECO (Zeta)
 WABCO (Perrot Bremse) (325,0x100,0)



BFMC	WVA	Pcs.	W	iaL	drum ø	Number of holes	[o]	
FI/120/1	17924	2	100.0	248,7	325,0	12		
FI/121/1	17925	2	100.0	288,0	325,0	14		





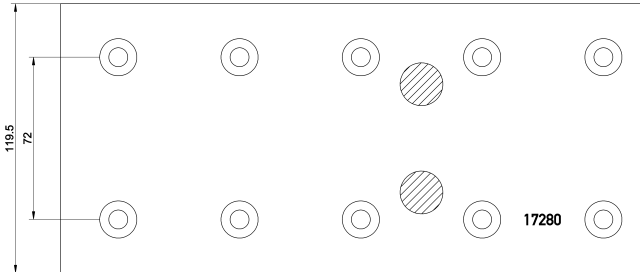
MB1102S7115

W 120.0

MERCEDES-BENZ (LK/LN2, T2 - Series)



BFMC	WVA	Pcs.	W	iaL	drum ø	Number of holes	[o]	
MB/110/2	17280	4	120.0	259,1	308,0	10	x	



SY202261S7141

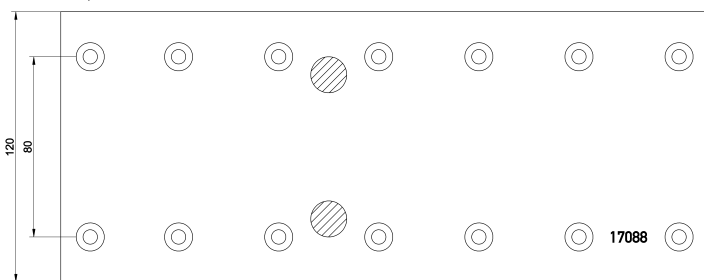

W 120.0

IVECO (50-90 (OM), 90 (Magirus), Zeta - Series, Zeta)

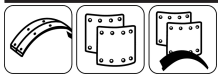
WABCO (Perrot Bremse) (325,0x120,0)



BFMC	WVA	Pcs.	W	iaL	drum ø	Number of holes	[o]	
SY/20/2	17635	2	120.0	248,7	325,0	12		
SY/26/1	17088	2	120.0	288,0	325,0	14	x	



Illustrations



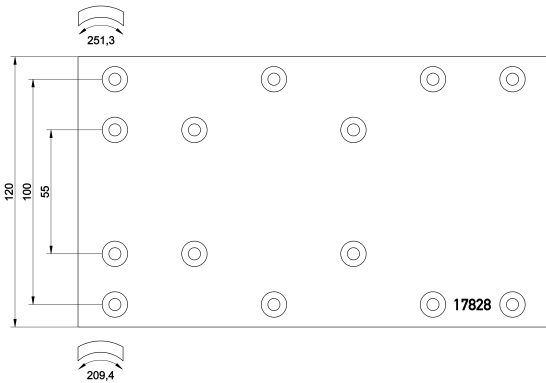
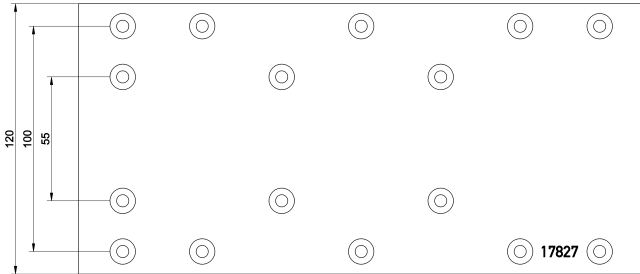
SA28292S7115

W 120.0

DAF (F 800, F 900, F 1100)
 IVECO (Zeta - Series)
 RENAULT TRUCKS (Midliner, S - Series Midliner)



BFMC	WVA	Pcs.	W	iaL	drum ø	Number of holes	[ø]	
SA/28/2	17827	2	120.0	251,3	325,0	16		
SA/29/2	17828	2	120.0	209,4	325,0	14		





MB1171182S7121

W 122.5

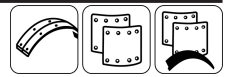
MERCEDES-BENZ (O 409)



BFMC	WVA	Pcs.	W	iaL	drum ø	Number of holes	[ø]	
MB/117/1	17975	2	122.5	237,0	300,0	12		
MB/118/2	17351	2	122.5	263,9	300,0	14	x	



Illustrations



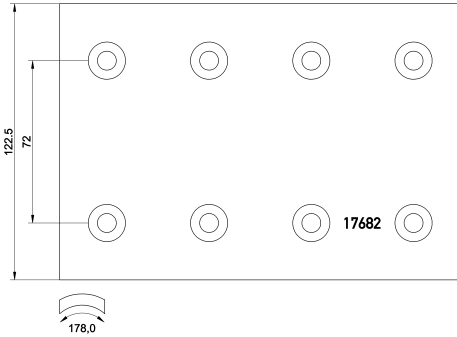
MP291S7100

W 123.0

MAN (14 t - Series)
 MERCEDES-BENZ (NG)



BFMC	WVA	Pcs.	W	iaL	drum ø	Number of holes	[o]
MP/29/1	17682	8	123.0	178,0	410,0	8	



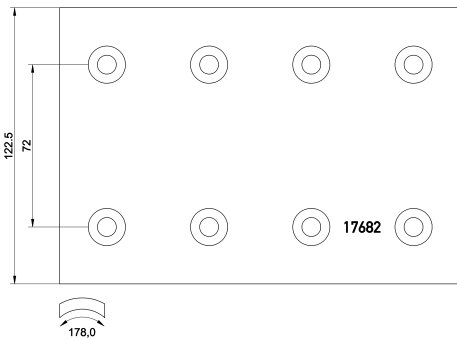
MP291S7115

W 123.0

BPW (410,0x120,0)
 MAN (14 t - Series)
 MERCEDES-BENZ (NG)



BFMC	WVA	Pcs.	W	iaL	drum ø	Number of holes	[o]
MP/29/1	17682	8	123.0	178,0	410,0	8	



Illustrations


VL851S7100

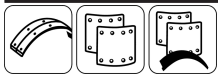
W 125.0


VOLVO (F 12, F 16, FH 12, FH 16, FL 7, FL 10, FL 12, FM 7, FM 10, FM 12, N 12 - Series, NH 12)

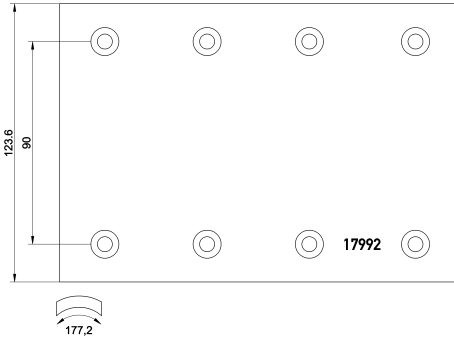



BFMC	WVA	Pcs.	W	iaL	drum ø	Number of holes	[o]
VL/85/1	17992	8	125.0	177,2	410,0	8	

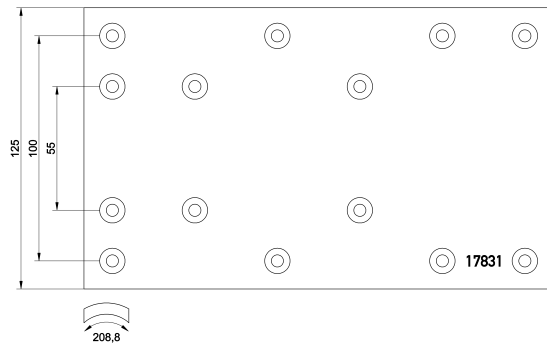
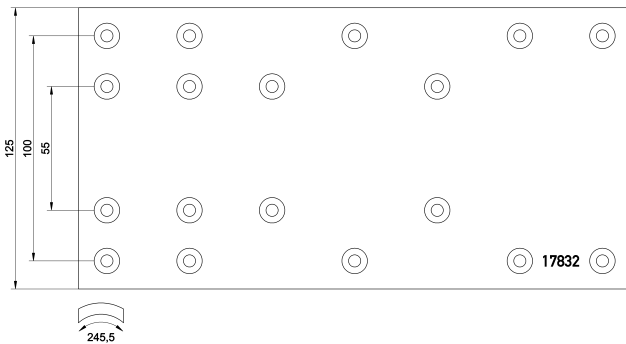




VL851S7115
W 125.0
VOLVO (F 12, F 16, FH 12, FH 16, FL 7, FL 10, FL 12, FM 7, FM 10, FM 12, N 12 - Series, NH 12)



BFMC	WVA	Pcs.	W	iaL	drum ø	Number of holes	[o]	
VL/85/1	17992	8	125.0	177,2	410,0	8		


SA26272A7115
W 125.0
DAF (F 500, F 700)
RENAULT TRUCKS (Midliner)
VOLVO (F 4)

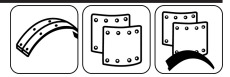

BFMC	WVA	Pcs.	W	iaL	drum ø	Number of holes	[o]	
SA/26/2	17832	2	125.0	245,5	310,0	18		
SA/27/2	17831	2	125.0	208,8	310,0	14		


FI861S7141
W 125.0
IVECO (79-109)
VAN HOOL (300, 314-409, A 662)


BFMC	WVA	Pcs.	W	iaL	drum ø	Number of holes	[o]	
FI/86/1	17481	4	125.0	421,6	420,0	16		



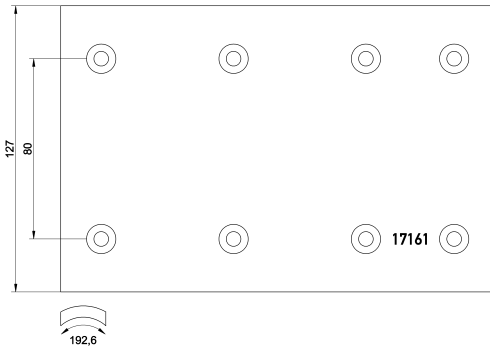
Illustrations


SV261S7100
W 127.0

SCANIA (Serie 2, 2 - series, 413,0x127,0)



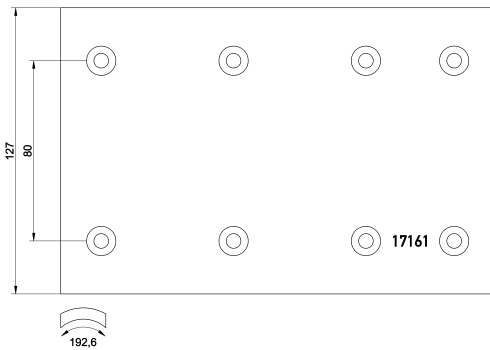
BFMC	WVA	Pcs.	W	iaL	drum ø	Number of holes	[o]
SV/26/1	17161	8	127.0	192,6	413,0	8	


SV261S7115
W 127.0

SCANIA (Serie 2, 2 - series, 413,0x127,0)



BFMC	WVA	Pcs.	W	iaL	drum ø	Number of holes	[o]
SV/26/1	17161	8	127.0	192,6	413,0	8	




Illustrations

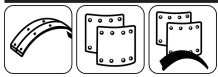
SV392S7100
W 127.0

SCANIA (3 - series, Serie 3, 3 - series bus, Bus Serie 3, Serie 4, 4 - series, 413,0x127,0)



BFMC	WVA	Pcs.	W	iaL	drum ø	Number of holes	[o]
SV/39/2	17991	4	127.0	235,0	412,0	8	






SV392S7115

W 127.0

SCANIA (3 - series, Serie 3, 3 - series bus, Bus Serie 3, Serie 4, 4 - series, 413,0x127,0)



BFMC	WVA	Pcs.	W	iaL	drum ø	Number of holes	[o]
SV/39/2	17991	4	127.0	235,0	412,0	8	



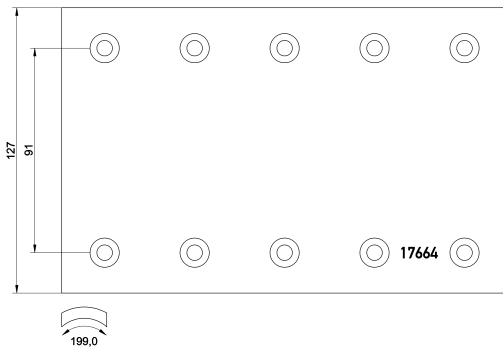
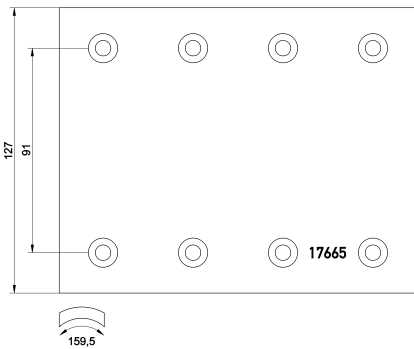
VL70711S7115

W 127.0

VOLVO (N 7, N 10)



BFMC	WVA	Pcs.	W	iaL	drum ø	Number of holes	[o]
VL/70/1	17665	4	127.0	159,5	413,0	8	
VL/71/1	17664	4	127.0	199,0	413,0	10	



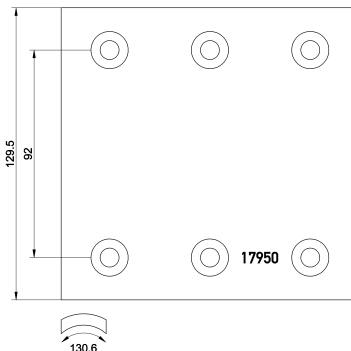
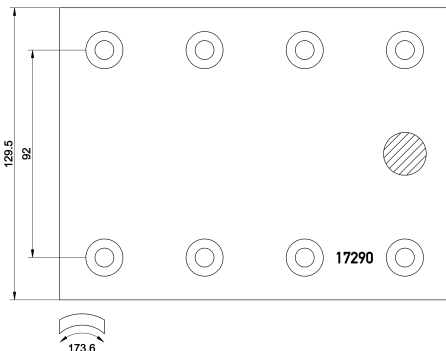
MB1111122S7115

W 130.0

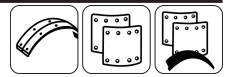
MERCEDES-BENZ (ATEGO, ATEGO 2, LK/LN2)



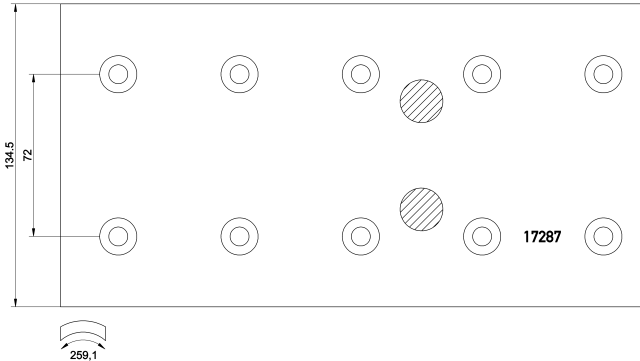
BFMC	WVA	Pcs.	W	iaL	drum ø	Number of holes	[o]
MB/111/2	17290	4	130.0	173,6	364,0	8	x
MB/112/1	17950	4	130.0	130,6	364,0	6	



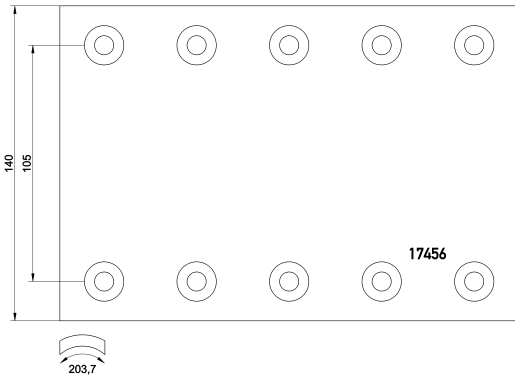
Illustrations


MB1152S7115
W 135.0
MERCEDES-BENZ (LK/LN2)

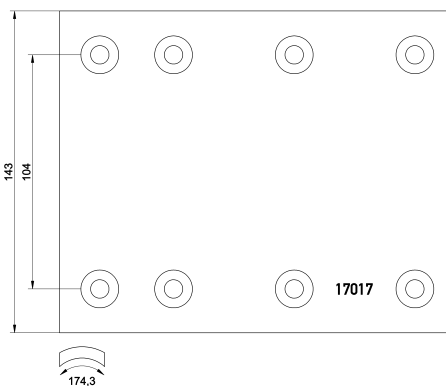

BFMC	WVA	Pcs.	W	iaL	drum ø	Number of holes	[o]	
MB/115/2	17287	4	135.0	259,1	308,0	10	x	


BC1091S7340
W 140.0
CARDI (420,0x140,0)

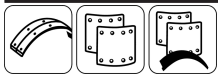

BFMC	WVA	Pcs.	W	iaL	drum ø	Number of holes	[o]	
BC/109/1	17456	4	140.0	203,7	420,0	10		


GG2171S7141
W 143.0
MAN (HOCL, M 90, M 2000 L, M 2000 M, NM, SM)


BFMC	WVA	Pcs.	W	iaL	drum ø	Number of holes	[o]	
GG/217/1	17017	4	143.0	174,3	360,0	8		



Illustrations



MP302S7100

W 143.0


ERF (ECT)

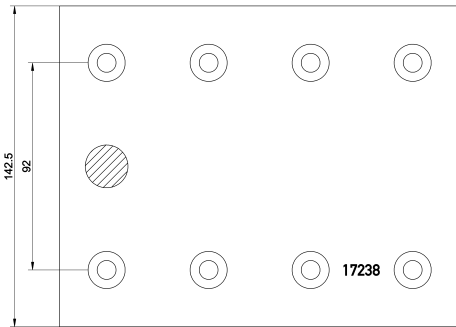


MAN (14 t - Series, F 90, F 90 - Series (23 t), Cab-over Trucks, Low entry, de acceso bajo, Véhicule à porteur remorqueur, F 90

Unterflur, F 2000, Low Chassis Bus - Series, M 90, TGA)

MERCEDES-BENZ (ATEGO, AXOR 2, NG)

BFMC	WVA	Pcs.	W	iaL	drum ø	Number of holes	[ø]	
MP/30/2	17238	8	143.0	178,0	410,0	8	x	



MP302S7115

W 143.0


ERF (ECT)

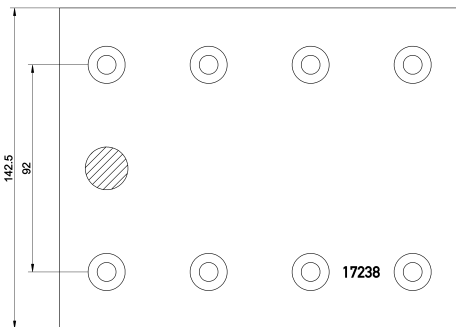


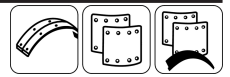
MAN (14 t - Series, F 90, F 90 - Series (23 t), Cab-over Trucks, Low entry, de acceso bajo, Véhicule à porteur remorqueur, F 90

Unterflur, F 2000, Low Chassis Bus - Series, M 90, TGA)

MERCEDES-BENZ (ATEGO, AXOR 2, NG)

BFMC	WVA	Pcs.	W	iaL	drum ø	Number of holes	[ø]	
MP/30/2	17238	8	143.0	178,0	410,0	8	x	







MP39401S7100

W 146.5

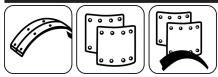
DAF (45, F 1000)
 LEYLAND-DAF (45 - Series, Roadrunner)
 MAN (G)
 NEOPLAN (Jetliner)
 WABCO (Perrot Bremse) (325,0x147,0)



BFMC	WVA	Pcs.	W	iaL	drum ø	Number of holes	[ø]
MP/39/1	17900	2	146.5	301,1	325,0	12	
MP/40/1	17901	2	146.5	251,3	325,0	10	



Illustrations





MP39401S7115

W 146.5

DAF (45, F 1000)
 LEYLAND (Swift)
 LEYLAND-DAF (45 - Series, Roadrunner)
 MAN (G)
 NEOPLAN (Jetliner)
 WABCO (Perrot Bremse) (325,0x147,0)



BFMC	WVA	Pcs.	W	iaL	drum ø	Number of holes	[ø]	
MP/39/1	17900	2	146.5	301,1	325,0	12		
MP/40/1	17901	2	146.5	251,3	325,0	10		



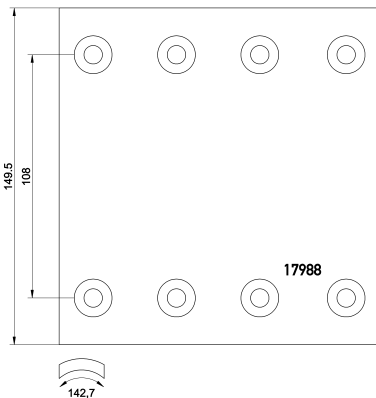
GG2101S7115

W 149.5

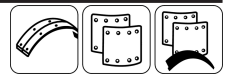
MAN (G 90, G, L 2000)
 STEYR (S - Series)



BFMC	WVA	Pcs.	W	iaL	drum ø	Number of holes	[ø]	
GG/210/1	17988	8	149.5	142,7	325,0	8		



Illustrations



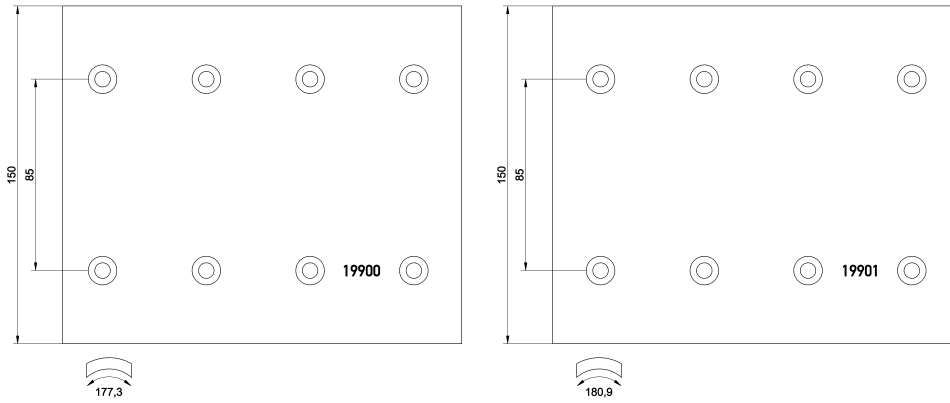
DF34351S7203

W 150.0

DAF (95, F 1900, F 2100, F 2500, F 3200, SB - Series)



BFMC	WVA	Pcs.	W	iaL	drum ø	Number of holes	[o]
DF/34/1	19900	4	150.0	177,3	420,0	8	
DF/35/1	19901	4	150.0	180,9	420,0	8	



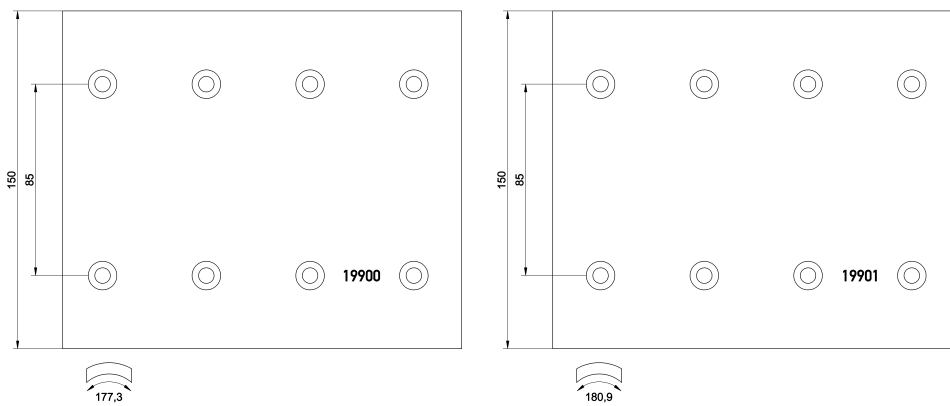
DF34351S7100

W 150.0

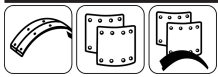
DAF (95, F 1900, F 2100, F 2500, F 3200, SB - Series)



BFMC	WVA	Pcs.	W	iaL	drum ø	Number of holes	[o]
DF/34/1	19900	4	150.0	177,3	420,0	8	
DF/35/1	19901	4	150.0	180,9	420,0	8	



Illustrations



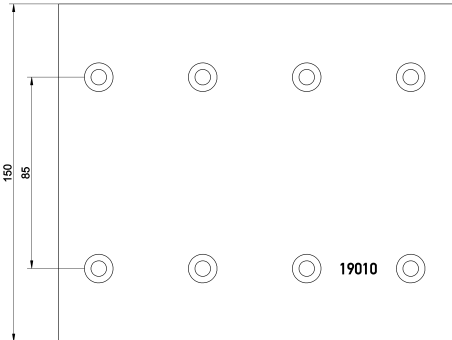
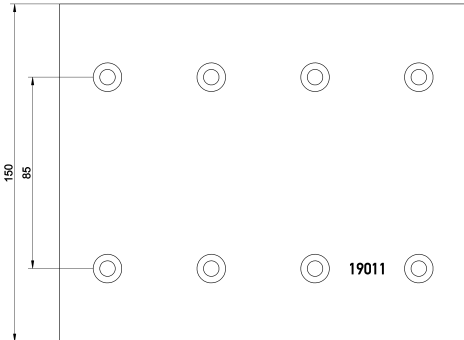
DF44451S7100

W 150.0

DAF (65, 65 CF, 75, 75 CF, 85, 85 CF, 95, 95 XF, CF 65, F 1900, SB - Series, SB)



BFMC	WVA	Pcs.	W	iaL	drum ø	Number of holes	[o]
DF/44/1	19011	4	150.0	180,9	420,0	8	
DF/45/1	19010	4	150.0	177,4	420,0	8	



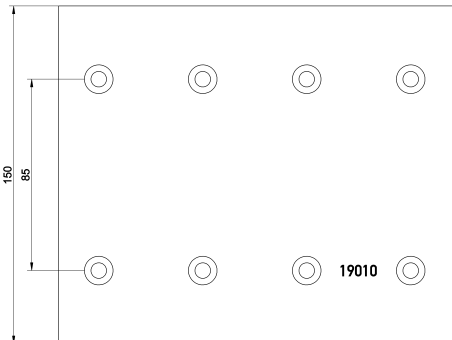
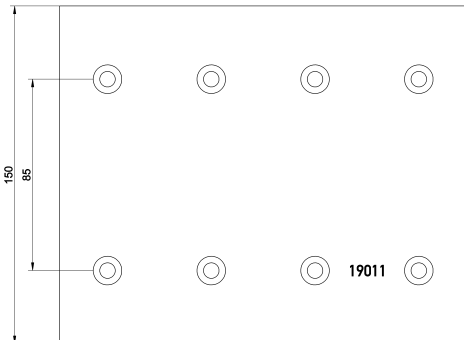
DF44451S7203

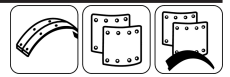
W 150.0

DAF (65, 65 CF, 75, 75 CF, 85, 85 CF, 95, 95 XF, CF 65, DB, F 1900, SB - Series, SB)



BFMC	WVA	Pcs.	W	iaL	drum ø	Number of holes	[o]
DF/44/1	19011	4	150.0	180,9	420,0	8	
DF/45/1	19010	4	150.0	177,4	420,0	8	






RN1001S7100

W 150.0

RENAULT TRUCKS (C, G, G - Series, Magnum, Major, Manager, Midliner, R)



BFMC	WVA	Pcs.	W	iaL	drum ø	Number of holes	[o]	
RN/100/1	19934	8	150.0	183,8	414,0	8		




RN1001S7115

W 150.0

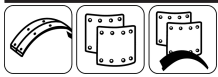
RENAULT TRUCKS (C, G, G - Series, Magnum, Major, Manager, Midliner, R)



BFMC	WVA	Pcs.	W	iaL	drum ø	Number of holes	[o]	
RN/100/1	19934	8	150.0	183,8	414,0	8		



Illustrations



LZ451S7222

W 150.0

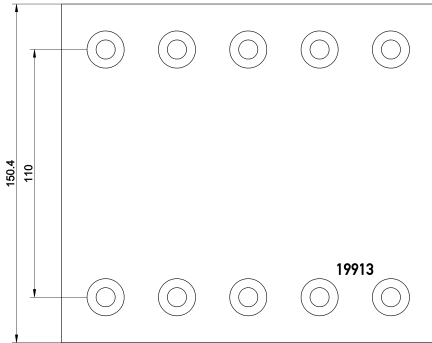
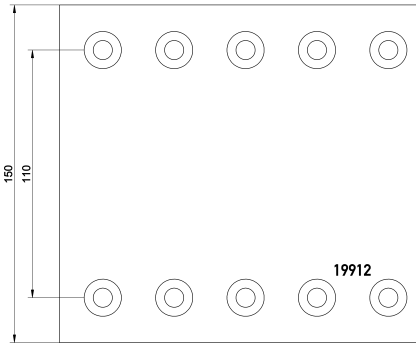
SAE (355,0x150,0 S 3515)

SAF (355,0x150,0)

TRAILOR (355,0x150,0)



BFMC	WVA	Pcs.	W	iaL	drum ø	Number of holes	[o]	
LZ/4/1	19912	4	150.0	159,6	355,0	10		
LZ/5/1	19913	4	150.0	169,0	355,0	10		



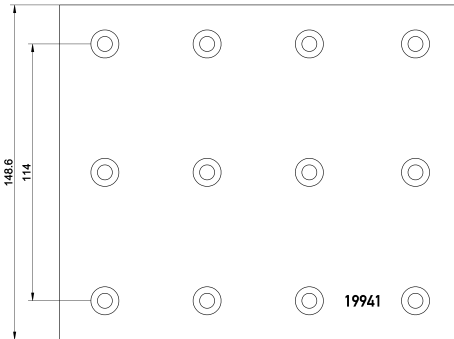
VL861S7100

W 150.0

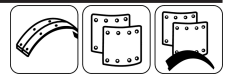
VOLVO (B 7 - Series, B 7, F 10, F 12, F 16, FL 7, FL 10, FL 12, N 12 - Series, NH 12)



BFMC	WVA	Pcs.	W	iaL	drum ø	Number of holes	[o]	
VL/86/1	19941	8	148.6	177,2	410,0	12		



Illustrations



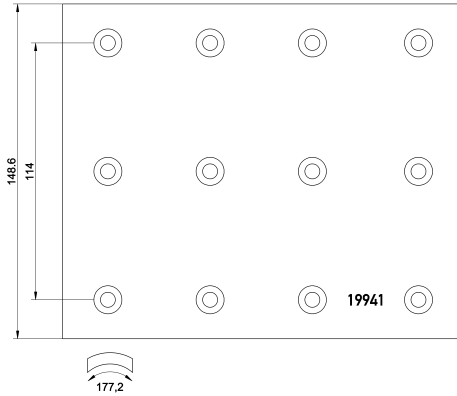
VL861S7115

W 150.0

VOLVO (B 7 - Series, B 7, F 10, F 12, F 16, FL 7, FL 10, FL 12, N 12 - Series, NH 12)



BFMC	WVA	Pcs.	W	iaL	drum ø	Number of holes	[o]
VL/86/1	19941	8	148.6	177,2	410,0	12	



SA30312S7115

W 150.0

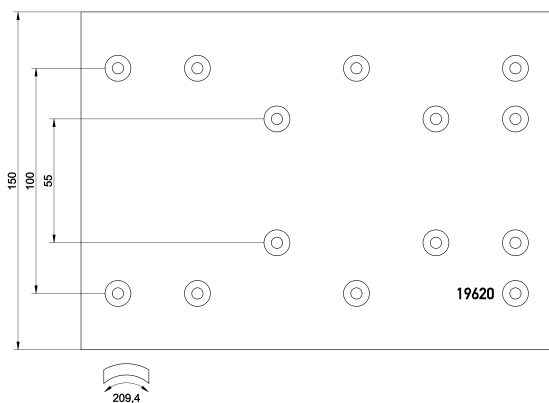
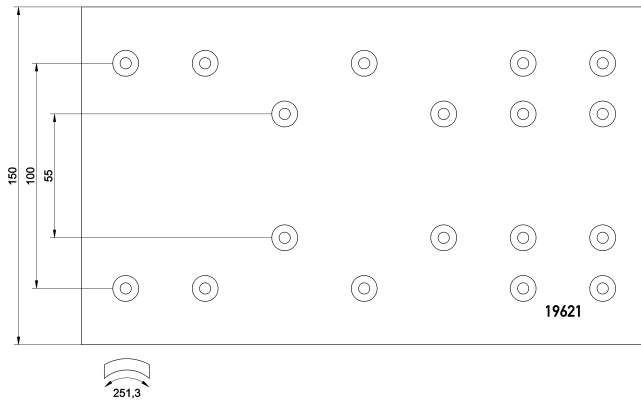
DAF (F 800, F 900, F 1100)

IVECO (Zeta - Series)

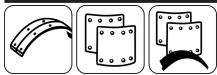
RENAULT TRUCKS (Midliner, S - Series Midliner)



BFMC	WVA	Pcs.	W	iaL	drum ø	Number of holes	[o]
SA/30/2	19621	2	150.0	251,3	325,0	18	
SA/31/2	19620	2	150.0	209,4	325,0	14	



Illustrations



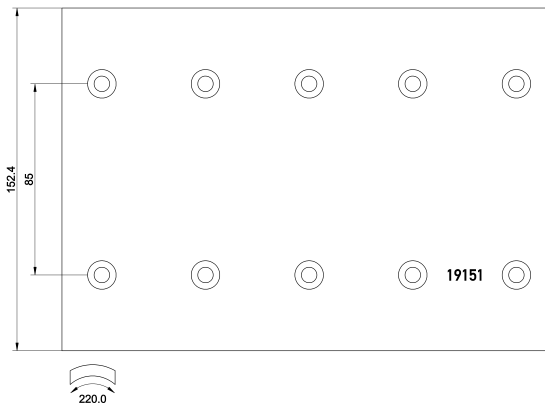
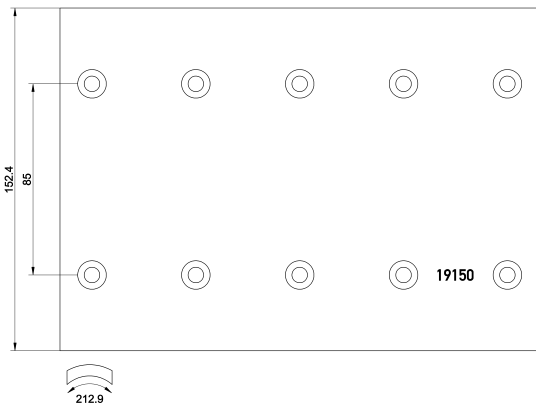
DF20213S7100

W 152.4

BOVA (Futura)
DAF (MB / SB / TB - Series, MB / SB - Series, SB - Series, SB)



BFMC	WVA	Pcs.	W	iaL	drum ø	Number of holes	[o]
DF/20/3	19150	4	152.4	212,9	419,0	10	
DF/21/3	19151	4	152.4	220,0	419,0	10	



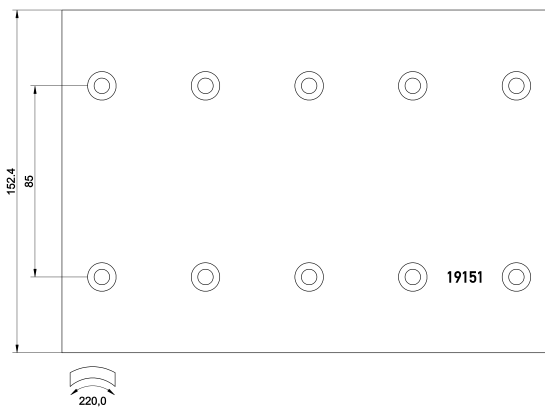
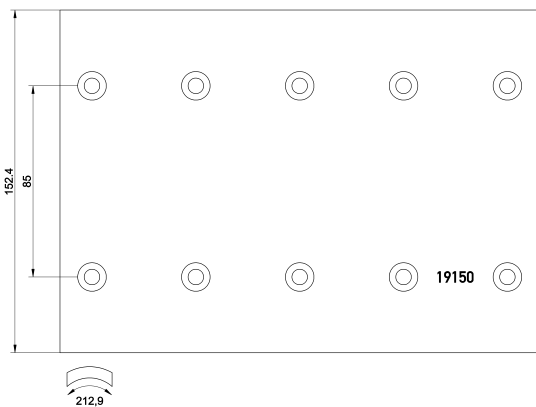
DF20213S7113

W 152.4

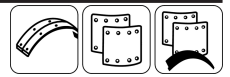
DAF (F 1800, F 2000, F 2100, F 2200, F 2300, F 2500, F 2800, F 3300, F 3600, N 2800, N 3300, SB)



BFMC	WVA	Pcs.	W	iaL	drum ø	Number of holes	[o]
DF/20/3	19150	4	152.4	212,9	419,0	10	
DF/21/3	19151	4	152.4	220,0	419,0	10	



Illustrations




DF42431S7113

W 152.4

DAF (F 2100, F 2300, F 2500, F 2700, F 2900, MB - Series, SB - Series, TB - Series)



BFMC	WVA	Pcs.	W	iaL	drum ø	Number of holes	[o]	
DF/42/1	19024	4	152.4	212,9	419,0	10		
DF/43/1	19031	4	152.4	220,0	419,0	10		



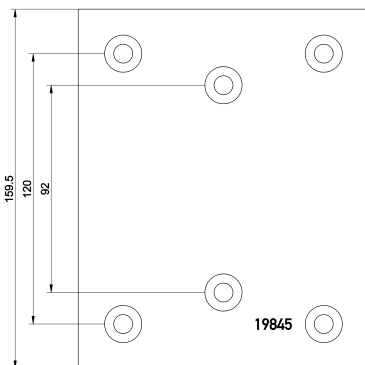
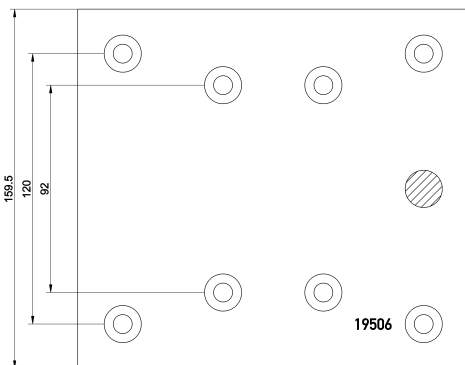
MB1131142S7115

W 160.0

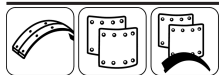
MERCEDES-BENZ (ATEGO, ATEGO 2, LK/LN2, O 301, O 402, O 1114/1117/1120)



BFMC	WVA	Pcs.	W	iaL	drum ø	Number of holes	[o]	
MB/113/1	19506	4	160.0	173,6	364,0	8	x	
MB/114/1	19845	4	160.0	130,6	364,0	8		



Illustrations



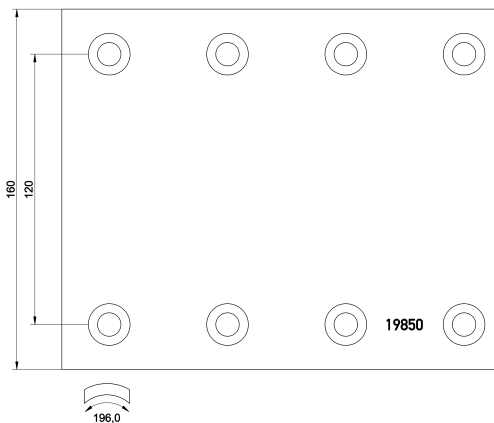
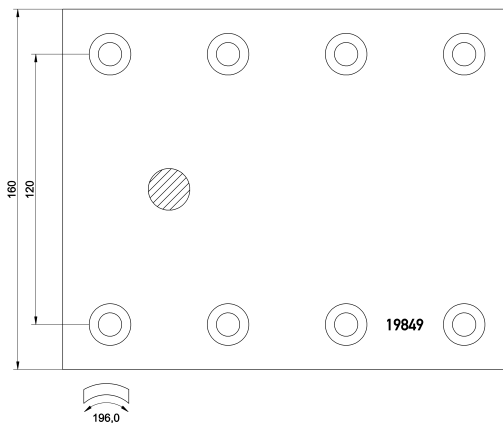
PB16171S7113

W 160.0

MERCEDES-BENZ (CONECTO (O 345))
NEOPLAN (Jetliner, Low Chassis Buses, Metroliner, N-Serie)
SETRA (Series 200, Serie 200, Series 300, Serie 300)
WABCO (Perrot Bremse) (410,0x160,0)



BFMC	WVA	Pcs.	W	iaL	drum ø	Number of holes	[o]	
PB/16/1	19849	4	160.0	196,0	410,0	8	x	
PB/17/1	19850	4	160.0	196,0	410,0	8		



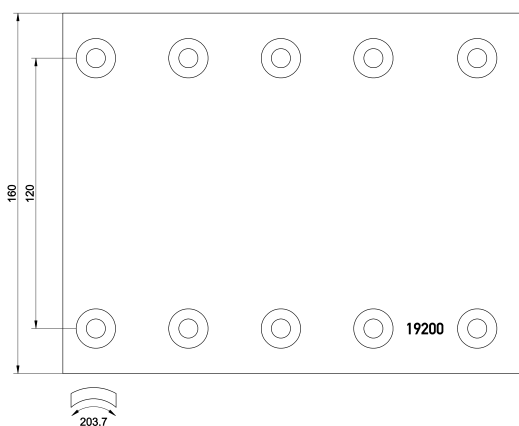
BC351S7340

W 160.0

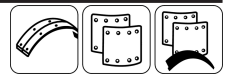
ACERBI (420,0x160,0 (BPW))
BPW (420,0x160,0)
CARDI (420,0x160,0)
FRUEHAUF (420,0x160,0)
KNOTT (420,0x160,0)
SAE (420,0x160,0)
SAF (420,0x160,0)
WARSTEIN (420,0x160,0)



BFMC	WVA	Pcs.	W	iaL	drum ø	Number of holes	[o]	
BC/35/1	19200	8	160.0	203,7	420,0	10		



Illustrations



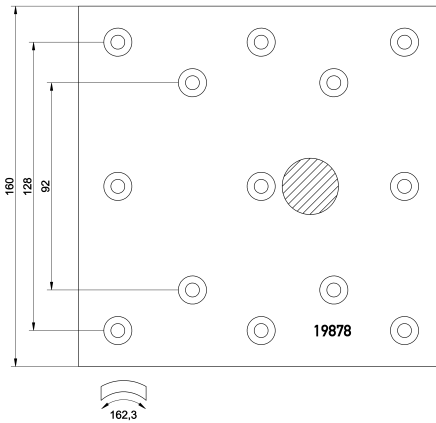
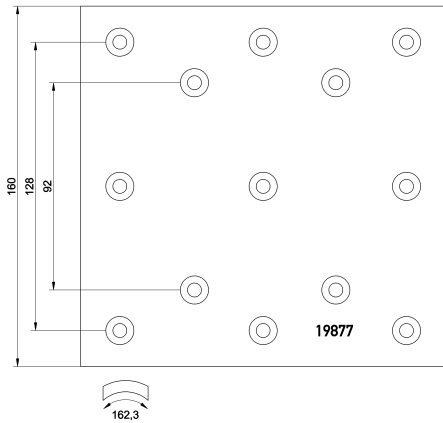
PD781S7100

W 160.0

PEGASO (2 - Axles, 3 - Axles, City - Bus, Midi - Bus)



BFMC	WVA	Pcs.	W	iaL	drum ø	Number of holes	[o]	
PD/7/1	19877	4	160.0	162,3	410,0	13		
PD/8/1	19878	4	160.0	162,3	410,0	13	x	



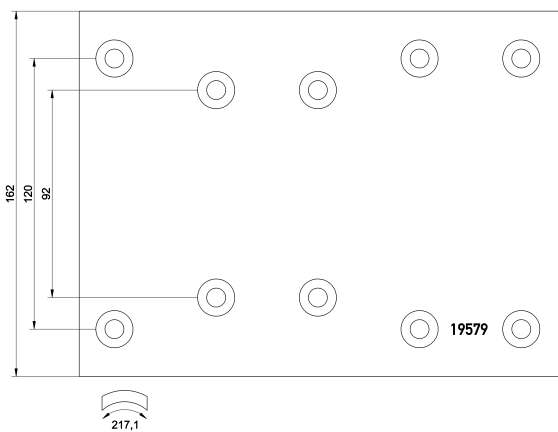
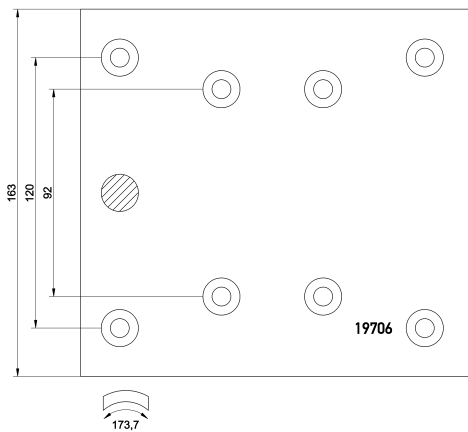
MB74752Y7113

W 163.0

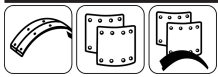
MERCEDES-BENZ (O 303, O 304, O 305, O 307, O 330, O 405, O 407, O 408, TRAVEGO (O 580))



BFMC	WVA	Pcs.	W	iaL	drum ø	Number of holes	[o]	
MB/74/2	19706	4	163.0	173,7	410,0	8	x	
MB/75/2	19579	4	163.0	217,1	410,0	10		



Illustrations



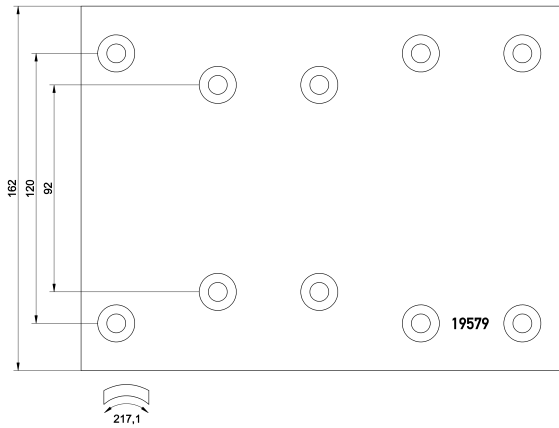
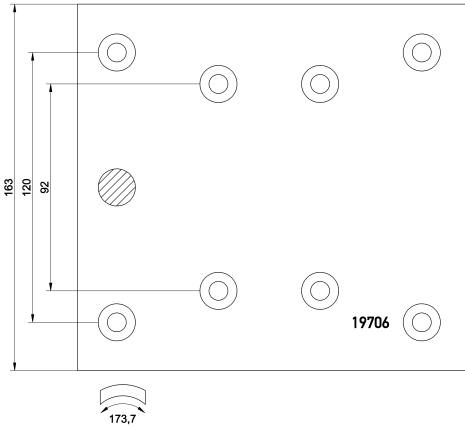
MB74752YX7113

W 163.0

MERCEDES-BENZ (O 303, O 304, O 305, O 307, O 330, O 405, O 407, O 408, TRAVEGO (O 580))



BFMC	WVA	Pcs.	W	iaL	drum ø	Number of holes	[o]	
MB/74/2	19706	4	163.0	173,7	410,0	8	x	
MB/75/2	19579	4	163.0	217,1	410,0	10		



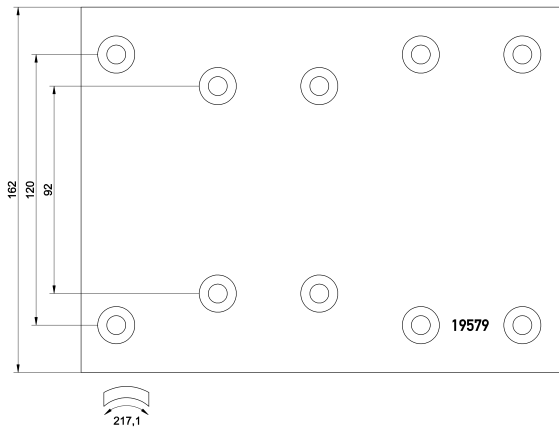
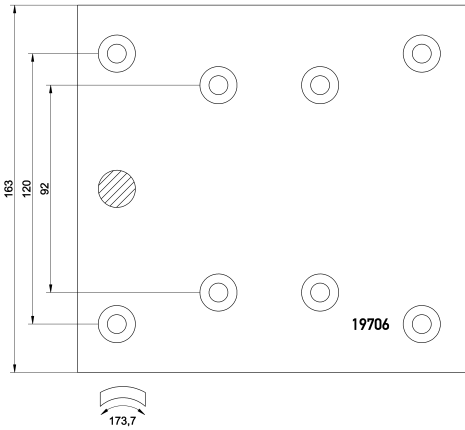
MB74752S7100

W 163.0

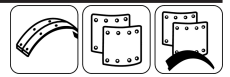
MERCEDES-BENZ (LP)



BFMC	WVA	Pcs.	W	iaL	drum ø	Number of holes	[o]	
MB/74/2	19706	4	163.0	173,7	410,0	8	x	
MB/75/2	19579	4	163.0	217,1	410,0	10		



Illustrations



MB74752S7113

W 163.0

BOVA (Futura)

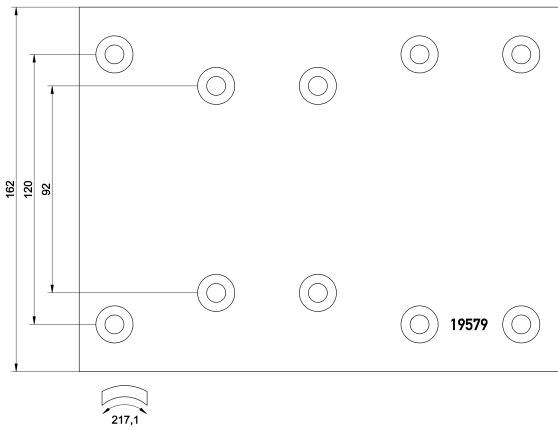
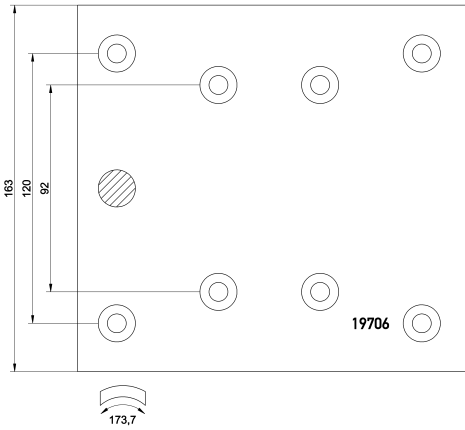
MAN (HELICON, LION S CITY, NG, NL, R, SD, SD / SL / NL - Series, SG, SG / NG - Series, SL II, SR - Series, SÜ, ÜL)

MERCEDES-BENZ (O 303, O 304, O 305, O 307, O 330, O 405, O 407, O 408, TRAVEGO (O 580))

NEOPLAN (Cityliner, Jetliner, Skyliner)



BFMC	WVA	Pcs.	W	iaL	drum ø	Number of holes	[o]	
MB/74/2	19706	4	163.0	173,7	410,0	8	x	
MB/75/2	19579	4	163.0	217,1	410,0	10		



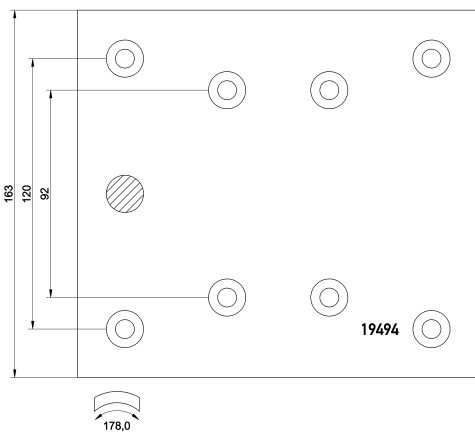
MP312S7100

W 163.0

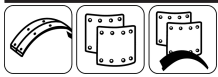
MERCEDES-BENZ (22 t - Series, ATEGO, ATEGO 2, ATEGO 3, MK, NG, SK)



BFMC	WVA	Pcs.	W	iaL	drum ø	Number of holes	[o]	
MP/31/2	19494	8	163.0	178,0	410,0	8	x	



Illustrations



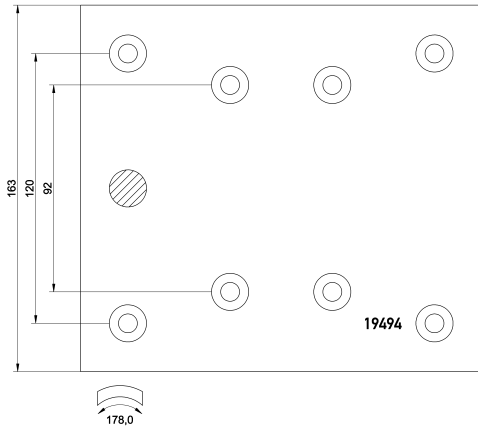
MP312S7115

W 163.0

MAN (15 t - Series, 16 t - Series, 17 t - Series, 19 t - Series, 20/22 t - Series, 24 t - Series, 26 t - Series, 30 t - Series, 32 t - Series, 33 t - Series, 40 t - Series, 41 t - Series, F 9, F 90, F 90 - Series (27 t), F 90 - Series (41 t), F 90 - Series (48 t), Cab-over Trucks, F 90 Unterflur, Low entry, de acceso bajo, Véhicule à porteur remorqueur, HOCL, M 90, M 2000 L, M 2000 M, R - Series, S_ - Series, SD, SD / SL - Series, SG - Series, SG, SL, SR - Series, SR, SÜ)
MERCEDES-BENZ (22 t - Series, ATEGO, ATEGO 2, ATEGO 3, MK, NG, SK)



BFMC	WVA	Pcs.	W	iaL	drum ø	Number of holes	[o]	
MP/31/2	19494	8	163.0	178,0	410,0	8	x	



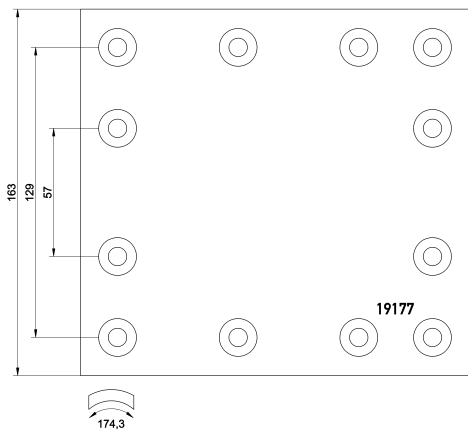
GG2181S7115

W 163.0

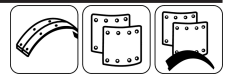
MAN (HOCL, M 90, M 2000 L, M 2000 M, NM, SM)
TVM (Marbus B3)



BFMC	WVA	Pcs.	W	iaL	drum ø	Number of holes	[o]	
GG/218/1	19177	8	163.0	174,3	360,0	12		



Illustrations





RN1021031S7115

W 170.0

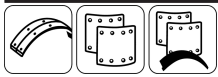
RENAULT TRUCKS (Midliner)



BFMC	WVA	Pcs.	W	iaL	drum ø	Number of holes	[o]
RN/102/1	19255	2	170.0	247,1	360,0	18	
RN/103/1	19259	2	170.0	333,6	360,0	22	



Illustrations




PB221S7115

W 170.0

DAF (55)
 DENNIS (Dart Series, Rapier Fire Engine)
 IVECO (EuroCargo, EuroFire)
 LEYLAND-DAF (50 - Series)
 WABCO (Perrot Bremse) (360,0x170,0)



BFMC	WVA	Pcs.	W	iaL	drum ø	Number of holes	[o]	
PB/22/1	19503	4	170.0	314,4	360,0	18	x	




PB221S7121

W 170.0

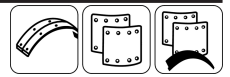
DAF (55)
 DENNIS (Dart Series, Rapier Fire Engine)
 IVECO (EuroCargo, EuroFire)
 LEYLAND-DAF (50 - Series)
 WABCO (Perrot Bremse) (360,0x170,0)





BFMC	WVA	Pcs.	W	iaL	drum ø	Number of holes	[o]	
PB/22/1	19503	4	170.0	314,4	360,0	18	x	



Illustrations


GG2072081S7121
W 170.0
VOLVO (B 6 - Series, FL 6)

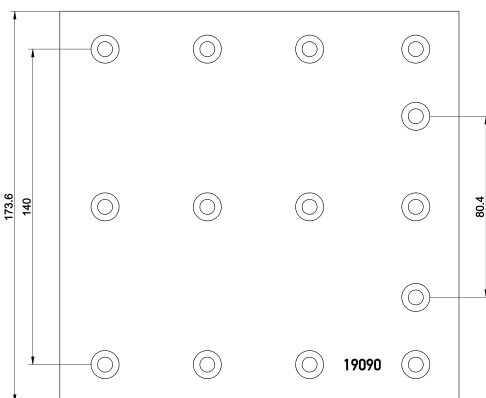

BFMC	WVA	Pcs.	W	iaL	drum ø	Number of holes	[o]
GG/207/1	19272	2	169,5	354,5	360,0	22	
GG/208/1	19269	2	169,5	268,1	360,0	20	


VL872S7100
W 173.8
RENAULT TRUCKS (Kerax, K-Serie)

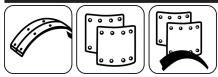
SEDDON DIESEL (Strato (2-Axles), Strato (3-Axles), Strato (4-Axles), Strato TC - Series (2-Axles), Strato TC - Series (3-Axles Tractors), Strato TC - Series (4-Axles))

VOLVO (B 7 - Series, B 7, F 10, F 12, F 16, FH 12, FH 16, FL 7, FL 10, FL 12, FM 7, FM 10, FM 12, N 12 - Series, NH 12, Olympia - Series)

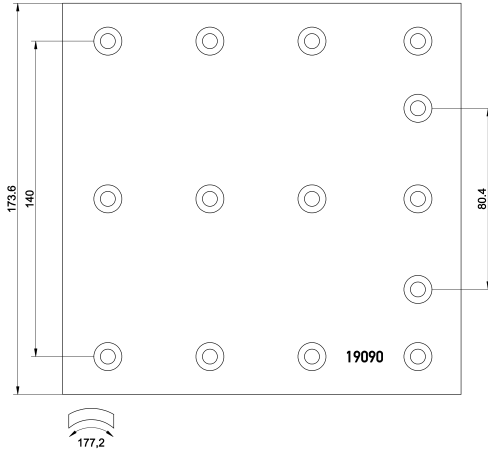

BFMC	WVA	Pcs.	W	iaL	drum ø	Number of holes	[o]
VL/87/2	19090	8	173,8	177,2	410,0	14	



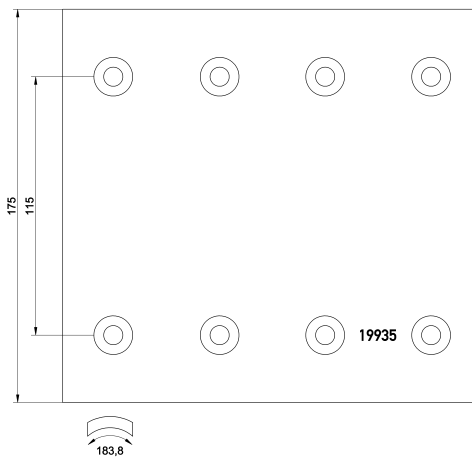
Illustrations

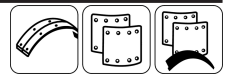

VL872S7115
W 173.8
DENNIS (PHÖNIX 2)
RENAULT TRUCKS (Kerax, K-Serie)
SEDDON DIESEL (Strato (2-Axles), Strato (3-Axles), Strato (4-Axles), Strato TC - Series (2-Axles), Strato TC - Series (3-Axles Tractors), Strato TC - Series (4-Axles))
VOLVO (B 7 - Series, B 7, F 10, F 12, F 16, FH 12, FH 16, FL 7, FL 10, FL 12, FM 7, FM 10, FM 12, N 12 - Series, NH 12, Olympia - Series)


BFMC	WVA	Pcs.	W	iaL	drum ø	Number of holes	[o]
VL/87/2	19090	8	173.8	177,2	410,0	14	


RN1011S7100
W 175.0
RENAULT TRUCKS (AE - Series / Magnum, C, FR1, FR - Bus, G, G - Series, Kerax, Magnum, Major, Manager, Maxter, Midliner, PR, PR - Bus, R, Tracer)


BFMC	WVA	Pcs.	W	iaL	drum ø	Number of holes	[o]
RN/101/1	19935	8	175.0	183,8	414,0	8	






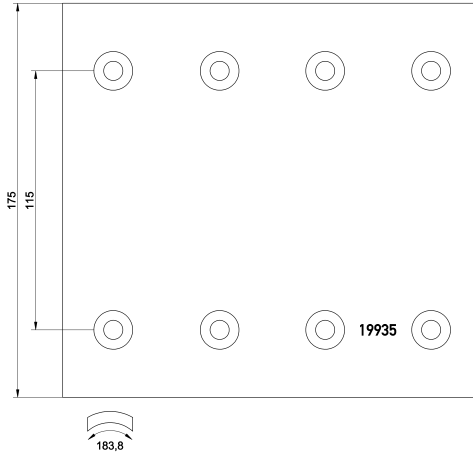
RN1011S7115

W 175.0

RENAULT TRUCKS (AE - Series / Magnum, C, FR1, FR - Bus, G, G - Series, Kerax, Magnum, Major, Manager, Maxter, Midliner, PR, PR - Bus, R, Tracer)



BFMC	WVA	Pcs.	W	iaL	drum ø	Number of holes	[o]
RN/101/1	19935	8	175.0	183,8	414,0	8	




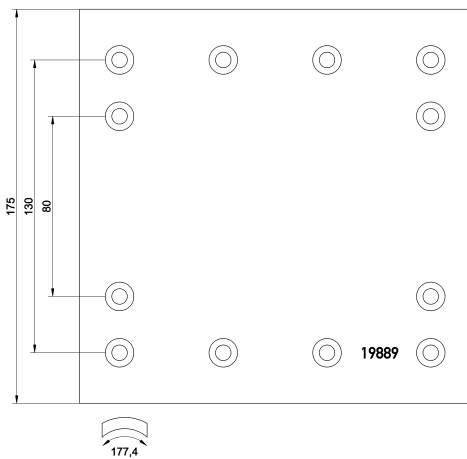
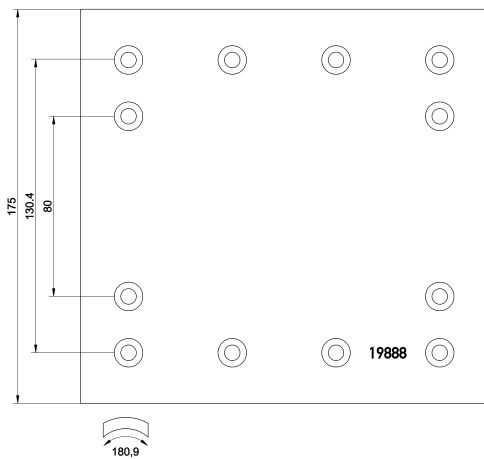
DF36371S7100

W 175.0

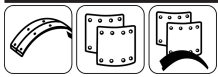
DAF (95, F 1900, F 2100, F 2500)



BFMC	WVA	Pcs.	W	iaL	drum ø	Number of holes	[o]
DF/36/1	19888	4	175.0	180,9	420,0	12	
DF/37/1	19889	4	175.0	177,4	420,0	12	



Illustrations



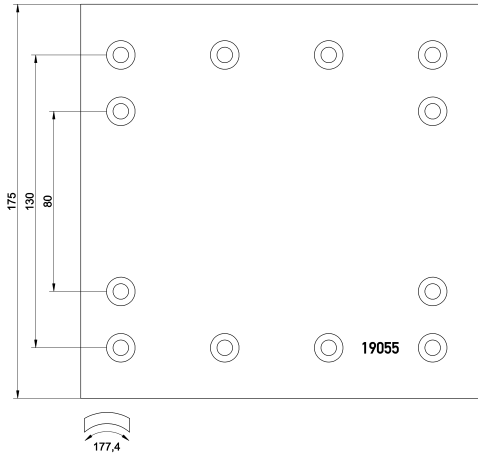
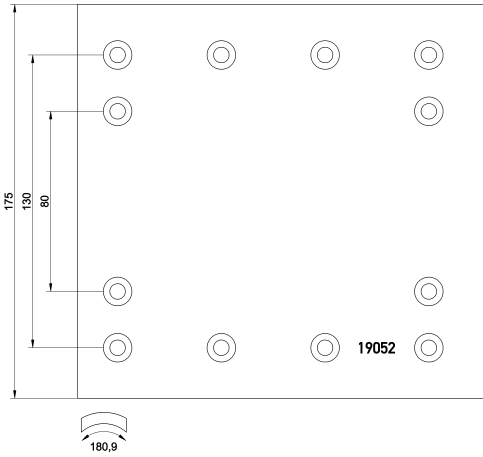
DF46471S7100

W 175.0

DAF (75, 75 CF, 85, 85 CF, 95, 95 XF, F 1900, F 2100, F 2500)



BFMC	WVA	Pcs.	W	iaL	drum ø	Number of holes	[ø]	
DF/46/1	19052	4	175.0	180,9	420,0	12		
DF/47/1	19055	4	175.0	177,4	420,0	12		



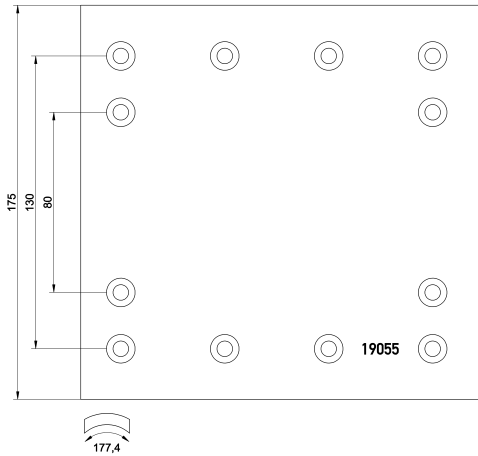
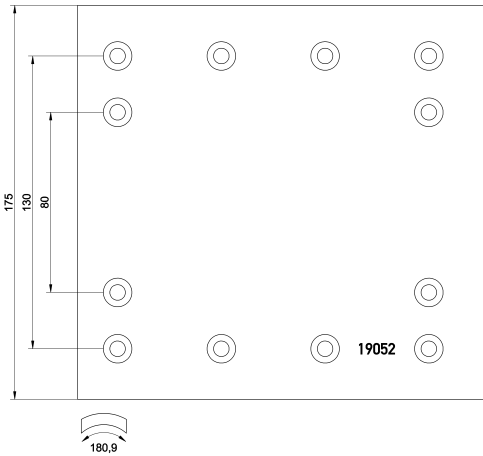
DF46471S7203

W 175.0

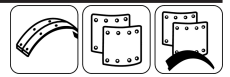
DAF (75, 75 CF, 85, 85 CF, 95, 95 XF, F 1900, F 2100, F 2500)



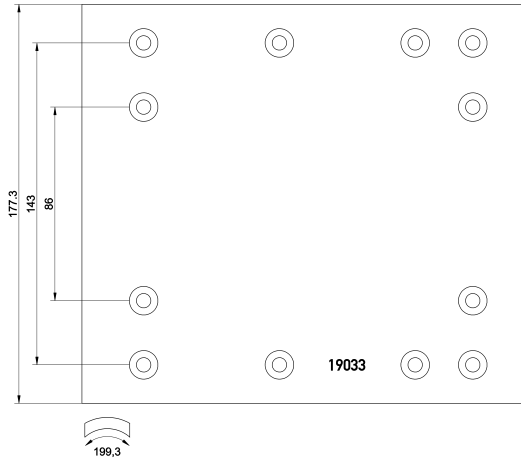
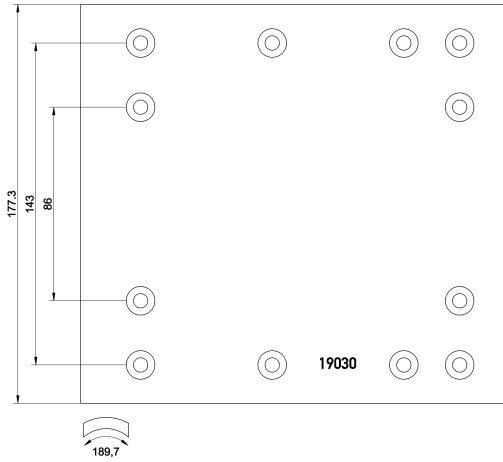
BFMC	WVA	Pcs.	W	iaL	drum ø	Number of holes	[ø]	
DF/46/1	19052	4	175.0	180,9	420,0	12		
DF/47/1	19055	4	175.0	177,4	420,0	12		



Illustrations


RW34351S7329
W 177.3
ROCKWELL (419,0x178,0 Axle LM (Q+))


BFMC	WVA	Pcs.	W	iaL	drum ø	Number of holes	[o]
RW/34/1	19030	4	177.3	189,7	419,0	12	
RW/35/1	19033	4	177.3	199,3	419,0	12	


CW412S7100
W 177.8
FODEN TRUCKS (ALPHA)

FRUEHAUF (381,0x177,8)

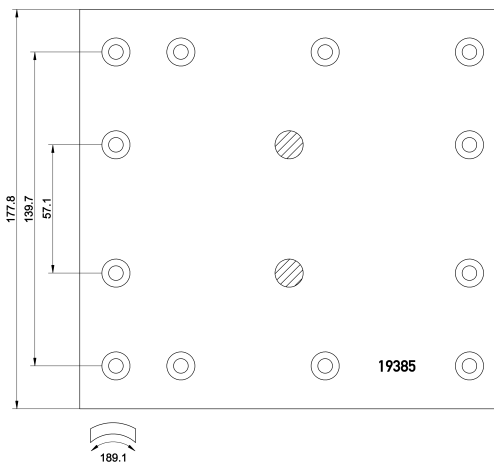
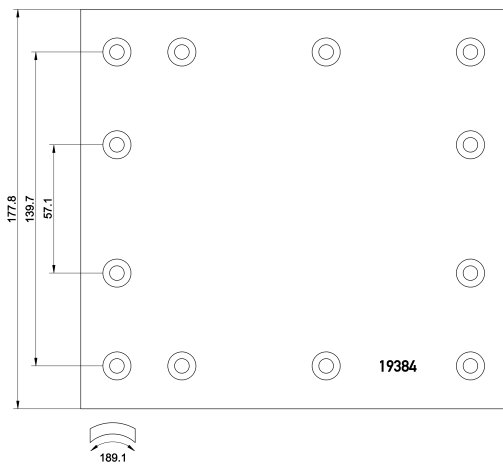
IVECO (EuroCargo, EuroTech MT, M, P/PA Bonneted Trucks, P/PA Veicolo con cabina arretrata, P/PA-Haubenfahrzeuge, P/PA, P/PA Véhicule à cabine semi-avancée, P/PA vehículo con capó, TurboStar, TurboTech)

ROCKWELL (381,0x177,8)

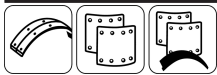
VAN HOOL (A - Series, T - Series)

VOLVO (B 6 - Series, F 6, F 7, FL 6 - Series)


BFMC	WVA	Pcs.	W	iaL	drum ø	Number of holes	[o]
CW/4/1	19384	6	177.8	189,1	381,0	12	
CW/4/2	19385	2	177.8	189,1	381,0	12	x



Illustrations



CW412S7141

W 177.8

FODEN TRUCKS (ALPHA)

FRUEHAUF (381,0x177,8)

IVECO (EuroCargo, EuroTech MT, M, P/PA Bonneted Trucks, P/PA Veicolo con cabina arretrata, P/PA-Haubenfahrzeuge, P/PA, P/PA Véhicule à cabine semi-avancée, P/PA vehículo con capó, TurboStar, TurboTech)

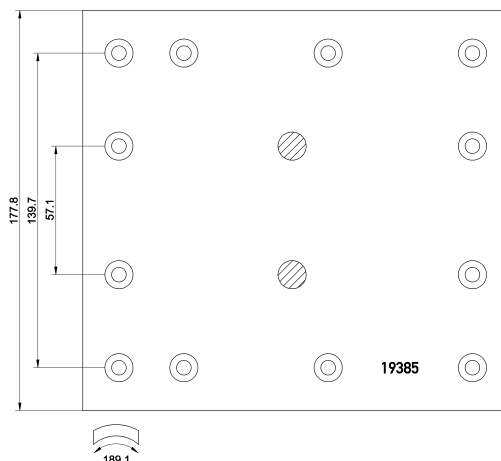
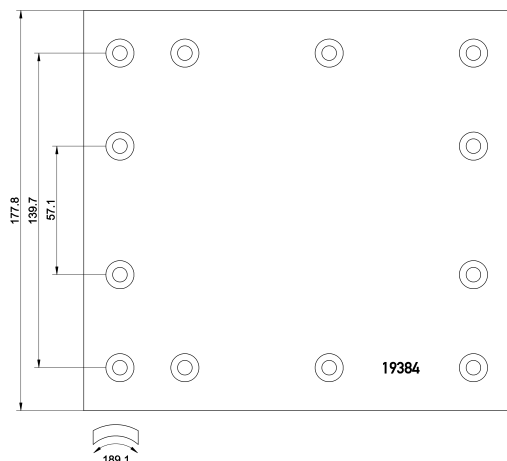
ROCKWELL (381,0x177,8)

VAN HOOL (A - Series, T - Series)

VOLVO (B 6 - Series, F 6, F 7, FL 6 - Series)



BFMC	WVA	Pcs.	W	iaL	drum ø	Number of holes	[o]	
CW/4/1	19384	6	177.8	189,1	381,0	12		
CW/4/2	19385	2	177.8	189,1	381,0	12	x	



RW561S7222

W 177.8

CALABRESE (419,0x178,0 (ROR))

CASTERA (419,0x177,8)

DE FILIPPI (419,0x178,0 (ROR))

DIANA CAR (419,0x178,0 (ROR))

FRUEHAUF (419,0x177,8)

ROCKWELL (419,0x177,8)

SAE (419,0x177,8)

SAF (419,0x177,8)

SPECIALCAR (419,0x178,0 (ROR))

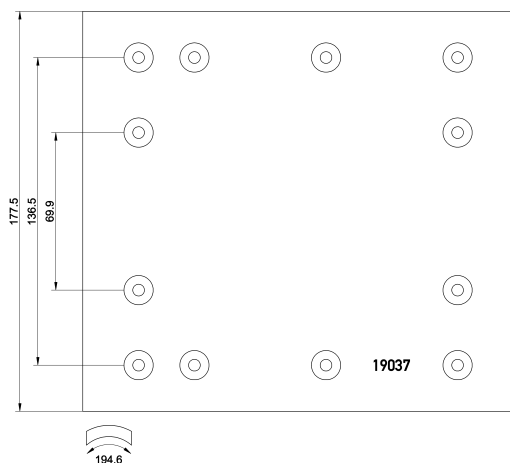
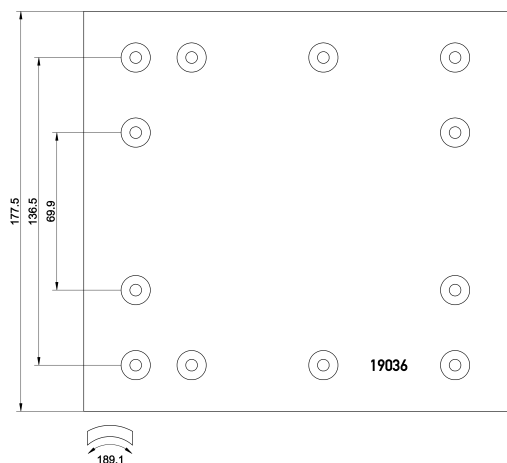
STEYR (S - Series)

TRAILOR (419,0x177,8)

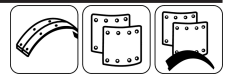
YORK TRANSPORT EQUIPMENT PTY LTD (419,0x178,0)



BFMC	WVA	Pcs.	W	iaL	drum ø	Number of holes	[o]	
RW/5/1	19036	4	177.8	189,1	419,0	12		
RW/6/1	19037	4	177.8	194,6	419,0	12		



Illustrations



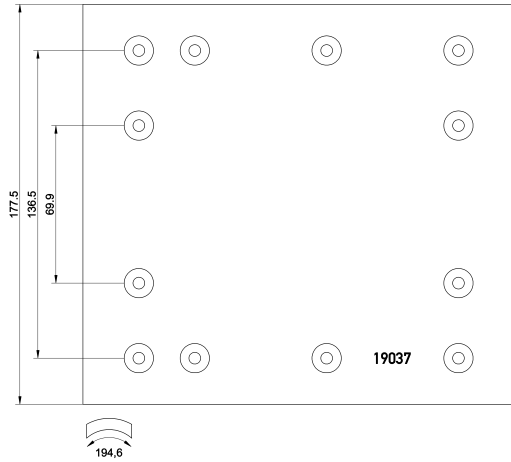
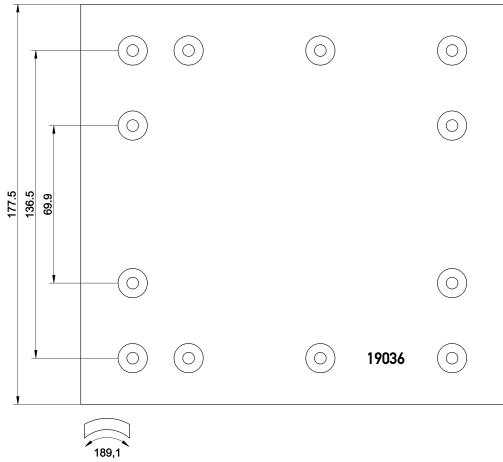
IL66673S7329

W 177.8

FRUEHAUF (419,0x177,8)
ROCKWELL (419,0x177,8)
TRAILOR (419,0x177,8)



BFMC	WVA	Pcs.	W	iaL	drum ø	Number of holes	[o]
RW/5/1	19036	4	177.8	189,1	419,0	12	
RW/6/1	19037	4	177.8	194,6	419,0	12	



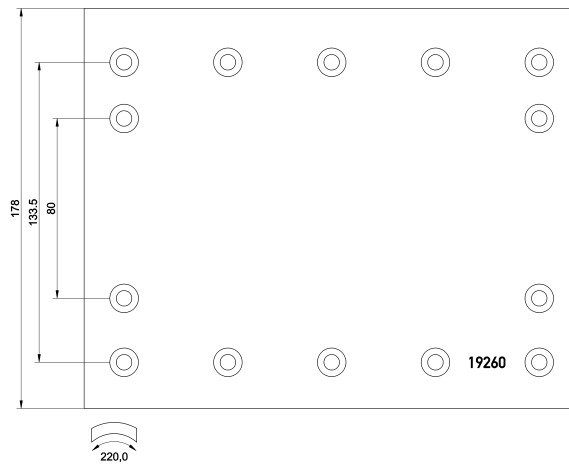
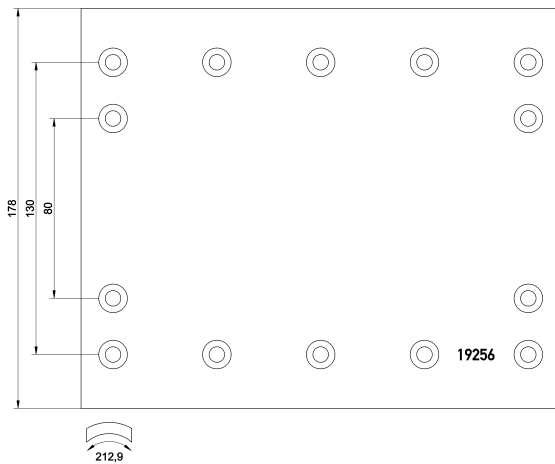
DF16172S7100

W 177.8

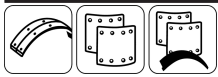
BOVA (Futura)
DAF (MB / SB - Series, MB - Series, SB - Series, SB)
NEOPLAN (Cityliner, Jetliner, Skyliner)



BFMC	WVA	Pcs.	W	iaL	drum ø	Number of holes	[o]
DF/16/2	19256	4	177.8	212,9	419,0	14	
DF/17/2	19260	4	177.8	220,0	419,0	14	



Illustrations



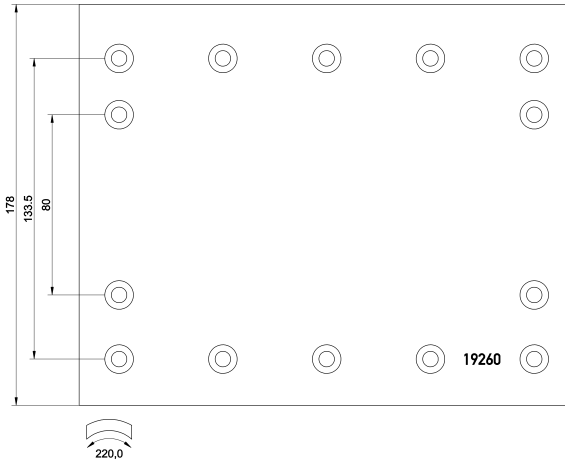
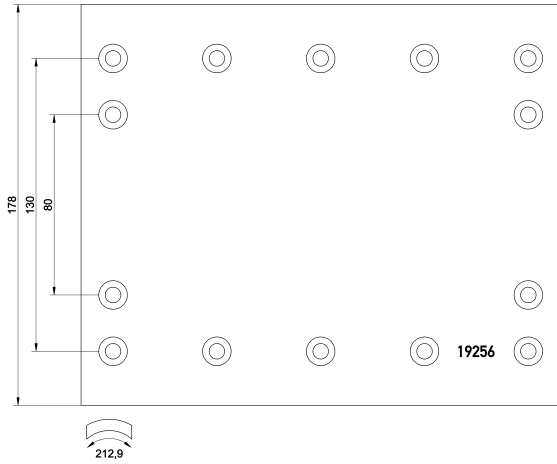
DF16172S7203

W 177.8

DAF (F 1900, F 2100, F 2300, F 2500, F 2600, F 2800, F 3300, F 3600, N 2800, N 3300)



BFMC	WVA	Pcs.	W	iaL	drum ø	Number of holes	[o]	
DF/16/2	19256	4	177.8	212,9	419,0	14		
DF/17/2	19260	4	177.8	220,0	419,0	14		



SV81S7100

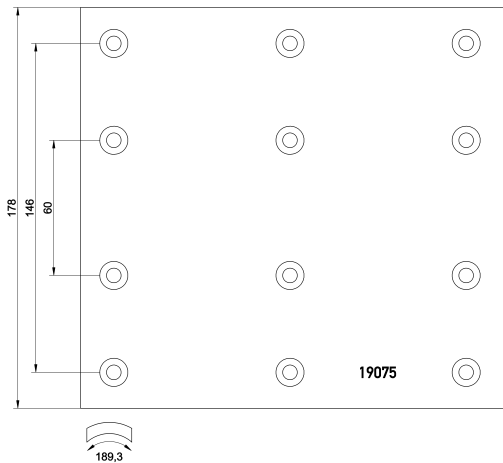
W 178.0

NEOPLAN (Cityliner,)

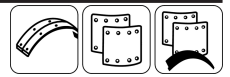
SCANIA (Serie 2, 2 - series, 413,0x178,0)



BFMC	WVA	Pcs.	W	iaL	drum ø	Number of holes	[o]	
SV/8/1	19075	8	178.0	189,3	413,0	12		



Illustrations



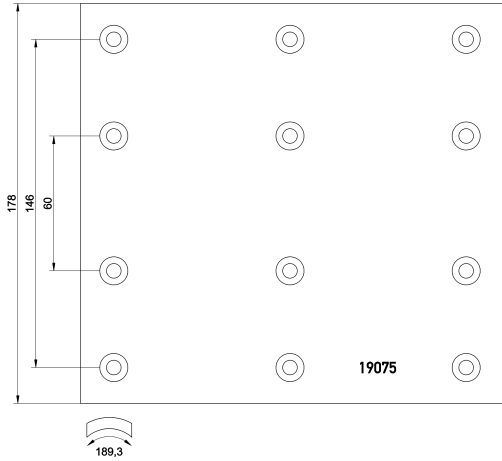
SV81S7115

W 178.0

NEOPLAN (Cityliner,)
 SCANIA (Serie 2, 2 - series, 413,0x178,0)



BFMC	WVA	Pcs.	W	iaL	drum ø	Number of holes	[o]
SV/8/1	19075	8	178.0	189,3	413,0	12	



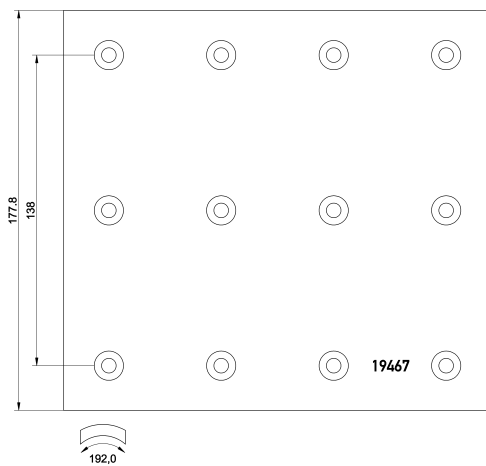
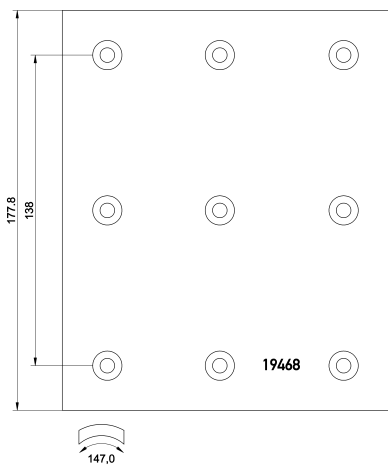
VL72731S7115

W 178.0

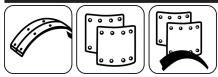
VOLVO (B 10 - Series, B 10, F 12, N 7, N 10)



BFMC	WVA	Pcs.	W	iaL	drum ø	Number of holes	[o]
VL/72/1	19468	4	178.0	147,0	394,0	9	
VL/73/1	19467	4	178.0	192,0	394,0	12	



Illustrations



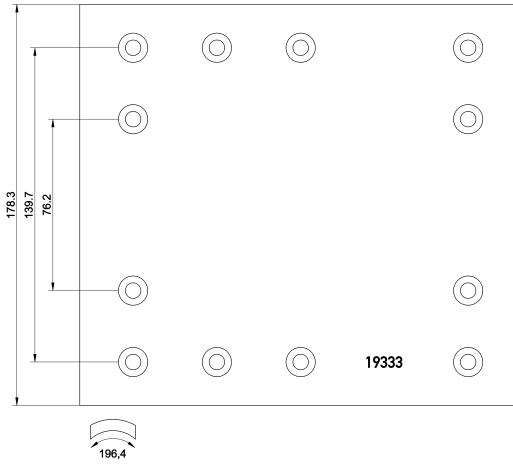
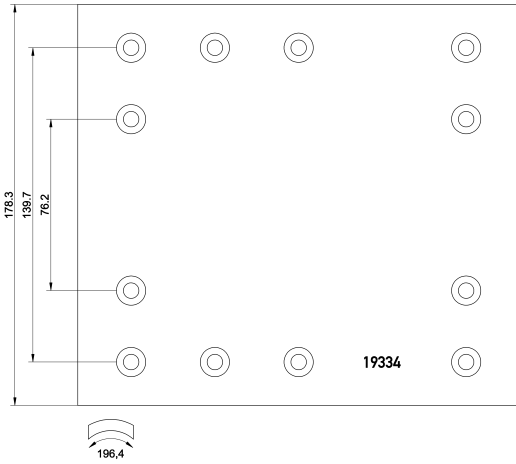
YK672S7340

W 178.0

ARROW TRAILER (394,0x178,0)



BFMC	WVA	Pcs.	W	iaL	drum ø	Number of holes	[o]	
YK/6/2	19334	4	178.3	196,4	394,0	12		
YK/7/2	19333	4	178.3	196,4	394,0	12		



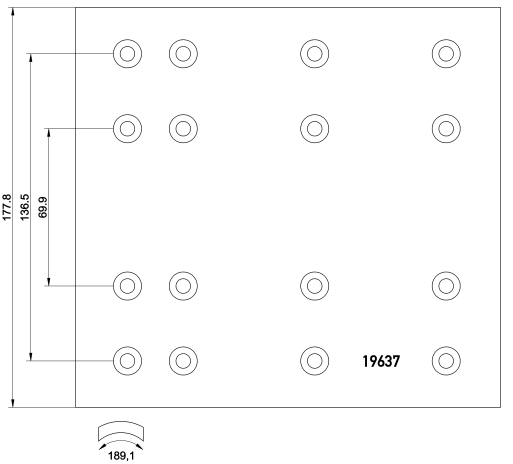
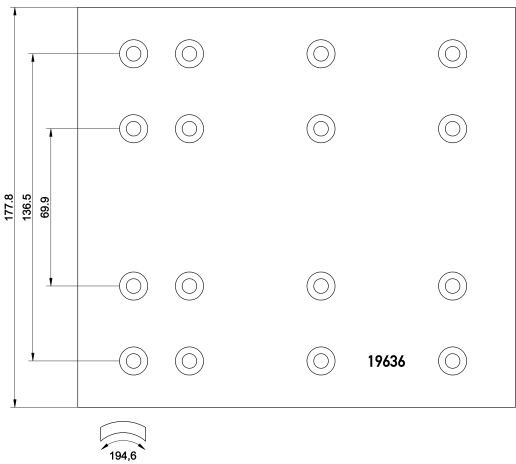
RW564S7100

W 178.0

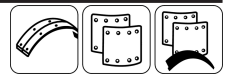
VALX (420x180)



BFMC	WVA	Pcs.	W	iaL	drum ø	Number of holes	[o]	
RW/5/4	19636	4	177.8	194,6	419,0	16		
RW/6/4	19637	4	177.8	189,1	419,0	16		



Illustrations



RW564S7115

W 178.0

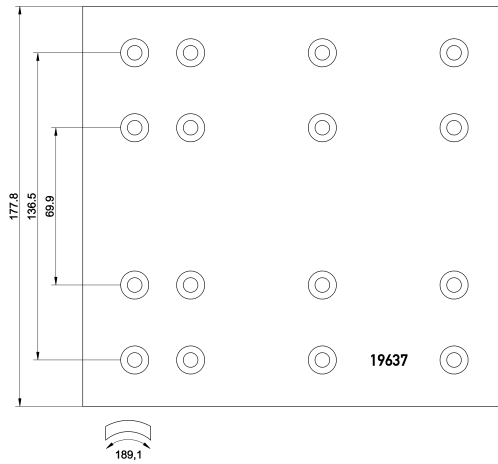
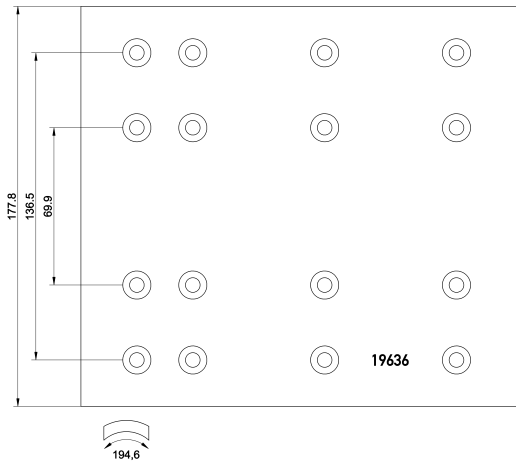
FODEN TRUCKS (2000 Series, 3000 Series)

SEDDON DIESEL (Strato (2-Axles), Strato (3-Axles), Strato TC - Series (2-Axles), Strato TC - Series (3-Axles Tractors))

VALX (420x180)



BFMC	WVA	Pcs.	W	iaL	drum ø	Number of holes	[o]
RW/5/4	19636	4	177.8	194,6	419,0	16	
RW/6/4	19637	4	177.8	189,1	419,0	16	



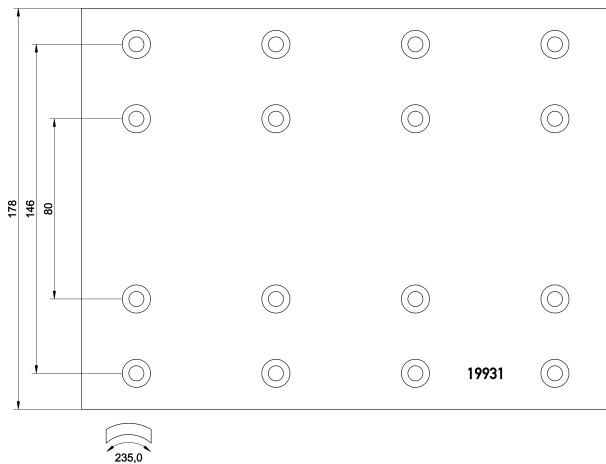
SV402S7100

W 178.0

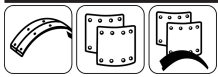
SCANIA (Serie 3, 3 - series, Bus Serie 3, 3 - series bus, 4 - series, Serie 4, 413,0x178,0, C / N - Buses, K / N - Buses)



BFMC	WVA	Pcs.	W	iaL	drum ø	Number of holes	[o]
SV/40/2	19931	4	178.0	235,0	413,0	16	



Illustrations




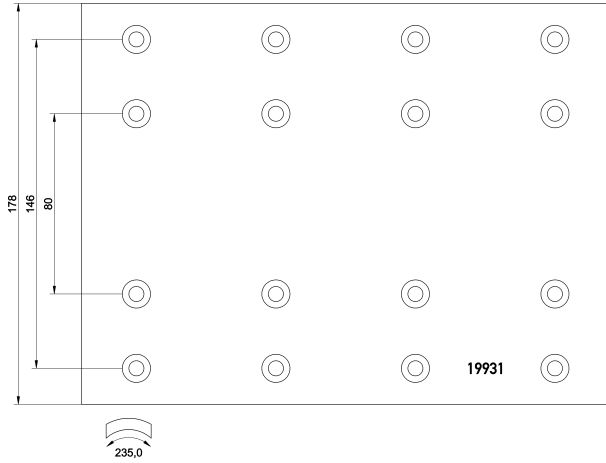
SV402S7113

W 178.0

SCANIA (Bus Serie 3, 3 - series bus)



BFMC	WVA	Pcs.	W	iaL	drum ø	Number of holes	[o]
SV/40/2	19931	4	178.0	235,0	413,0	16	




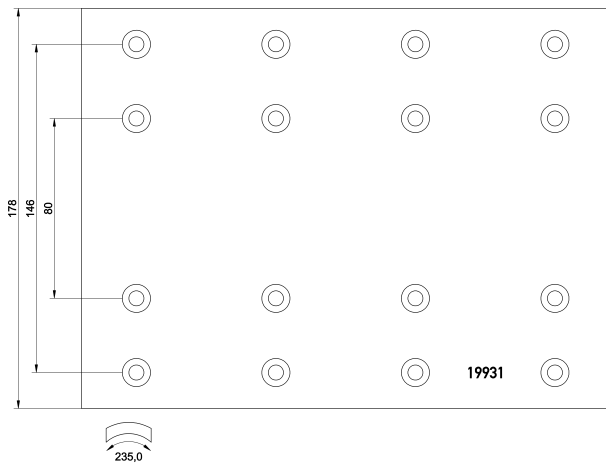
SV402S7115

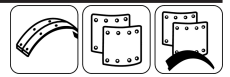
W 178.0

SCANIA (Serie 3, 3 - series, Bus Serie 3, 3 - series bus, 4 - series, Serie 4, 413,0x178,0, C / N - Buses, K / N - Buses)



BFMC	WVA	Pcs.	W	iaL	drum ø	Number of holes	[o]
SV/40/2	19931	4	178.0	235,0	413,0	16	






GG921S7100

W 178.0

ERF (54, 64, A-Series (16 t), A-Series (24 t), A-Series (28/30 t), A-Series (32/37 t), B-Serie, M-Serie)
 FORD (Cargo - Series)
 LEYLAND-DAF (Victory Series)
 PEGASO (3 - Axles)
 SEDDON DIESEL (Pacer)



BFMC	WVA	Pcs.	W	iaL	drum ø	Number of holes	[o]
GG/92/1	19111	4	178.0	357,7	394	18	




GG921S7115

W 178.0

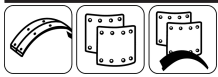
ERF (54, 64, A-Series (16 t), A-Series (24 t), A-Series (28/30 t), A-Series (32/37 t), B-Serie, M-Serie)
 FORD (Cargo - Series)
 LEYLAND-DAF (Victory Series)
 PEGASO (3 - Axles)
 SEDDON DIESEL (Pacer)



BFMC	WVA	Pcs.	W	iaL	drum ø	Number of holes	[o]
GG/92/1	19111	4	178.0	357,7	394	18	



Illustrations



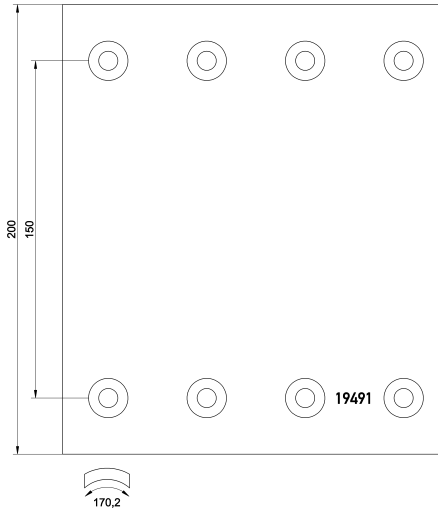
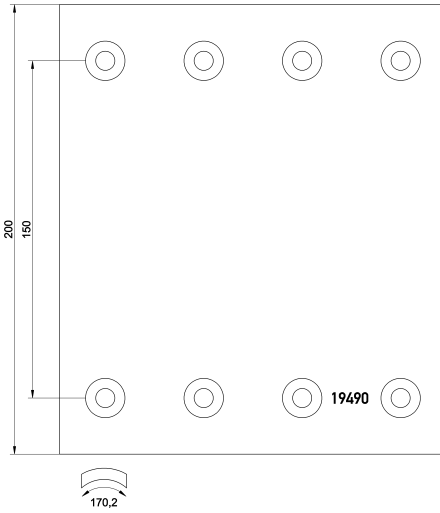
SJ34351S7340

W 180.0

SAF (367,0x200,0 SNK-Brake)



BFMC	WVA	Pcs.	W	iaL	drum ø	Number of holes	[o]
SJ/34/1	19490	4	200.0	170,2	367,0	8	
SJ/35/1	19491	4	200.0	170,2	367,0	8	



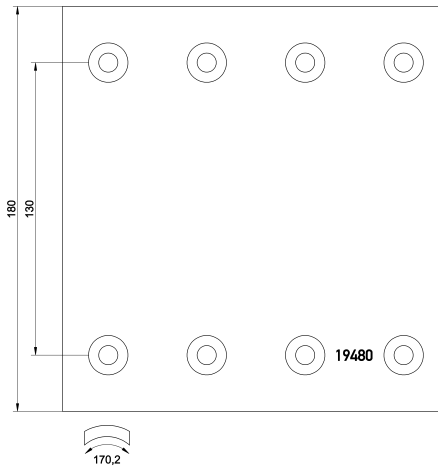
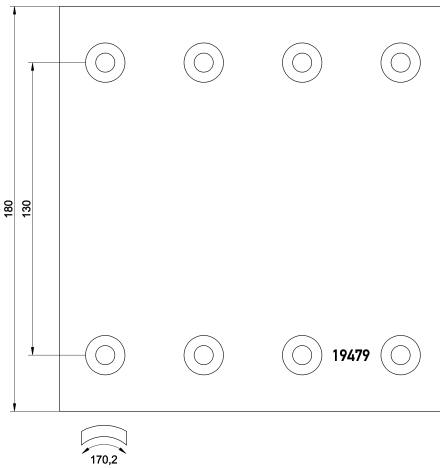
SJ32331S7340

W 180.0

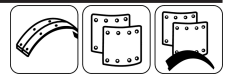
SAF (367,0x180,0 SNK-Brake)



BFMC	WVA	Pcs.	W	iaL	drum ø	Number of holes	[o]
SJ/32/1	19479	4	180.0	170,2	367,0	8	
SJ/33/1	19480	4	180.0	170,2	367,0	8	



Illustrations



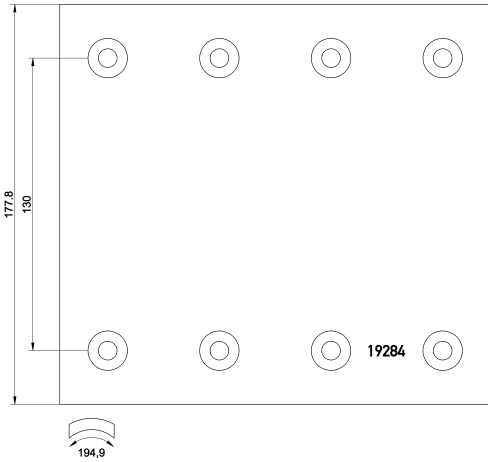
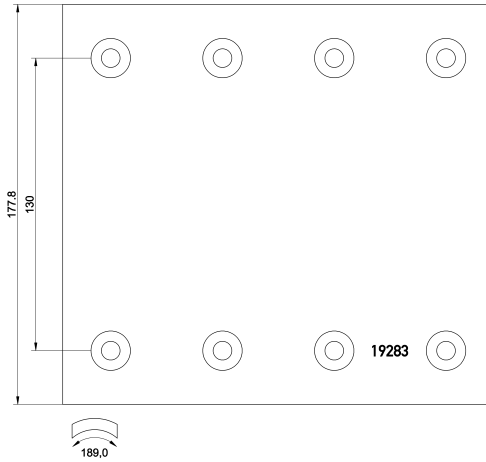
SJ28291S7340

W 180.0

SAF (420,0x180,0 SNK-Brake (SKRS 9042))



BFMC	WVA	Pcs.	W	iaL	drum ø	Number of holes	[o]
SJ/28/1	19283	4	180,0	189,0	420,0	8	
SJ/29/1	19284	4	180,0	194,9	420,0	8	



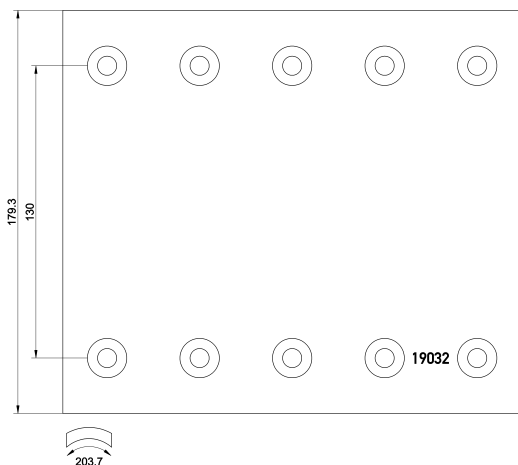
BC361S7340

W 180.0

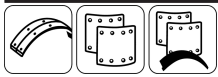
- ACERBI (420,0x180,0 (BPW))
- BATTAGLINO S.P.A. (420,0x180,0 (BPW))
- BPW (420,0x180,0)
- CARDI (420,0x180,0)
- CODER (420,0x180,0)
- FRANCHIN (420,0x180,0 (BPW))
- FRUEHAUF (420,0x180,0)
- GORICA (420,0x180,0)
- KAESSBOHRER (420,0x180,0)
- KNOTT (420,0x180,0)
- MISTRALL (420,0x180,0 (BPW))
- MOL (420,0x180,0 Essieu BPW)
- PIACENZA (420,0x180,0 (BPW))
- ROLFO (420,0x180,0 (BPW))
- SAF (420,0x180,0 (SKRF 9042))
- WARSTEIN (420,0x180,0)
- ZORZI (420,0x180,0 (BPW))



BFMC	WVA	Pcs.	W	iaL	drum ø	Number of holes	[o]
BC/36/1	19032	8	180,0	203,7	420,0	10	



Illustrations



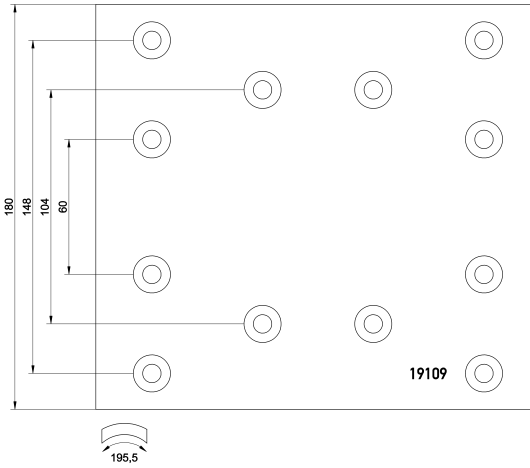
RW36371S7151

W 180.0

IVECO (EuroTrakker, Trakker)



BFMC	WVA	Pcs.	W	iaL	drum ø	Number of holes	[o]	
RW/36/1	19109	4	180.0	195,5	410,0	12		



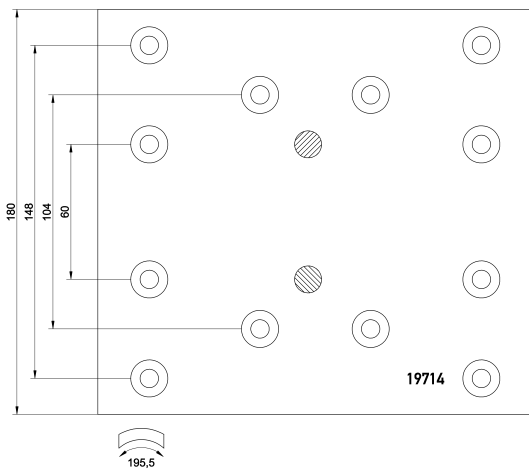
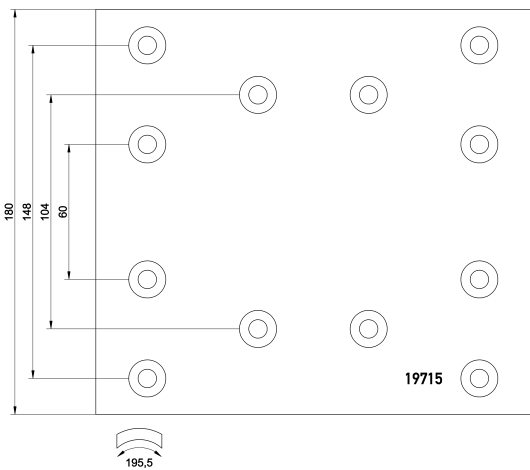
RW2830311S7141

W 180.0

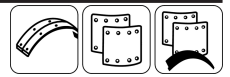
IVECO (EuroStar, EuroTech MP)
ROCKWELL (410,0x180,0)



BFMC	WVA	Pcs.	W	iaL	drum ø	Number of holes	[o]	
RW/30/1	19715	2	180.0	195,5	410,0	12		
RW/31/1	19714	2	180.0	195,5	410,0	12	x	



Illustrations



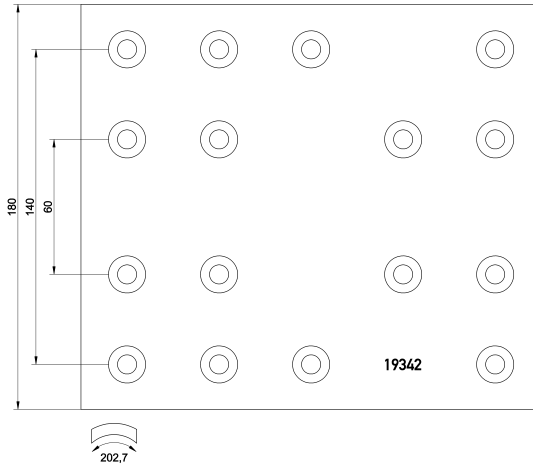
PB252S7141

W 180.0

IVECO (EuroStar, EuroTech MP)
 WABCO (Perrot Bremse) (410,0x180,0)



BFMC	WVA	Pcs.	W	iaL	drum ø	Number of holes	[o]	
PB/25/2	19342	8	180.0	202,7	410,0	14	x	



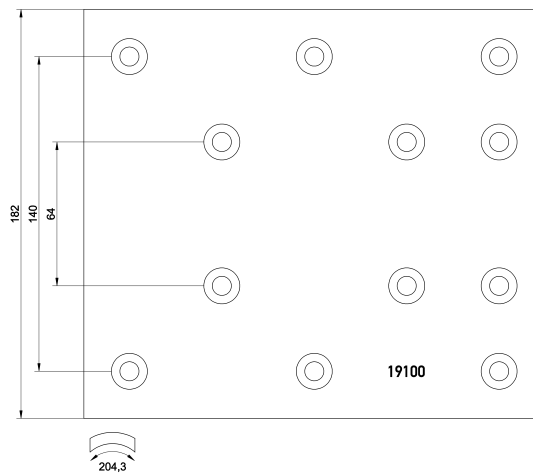
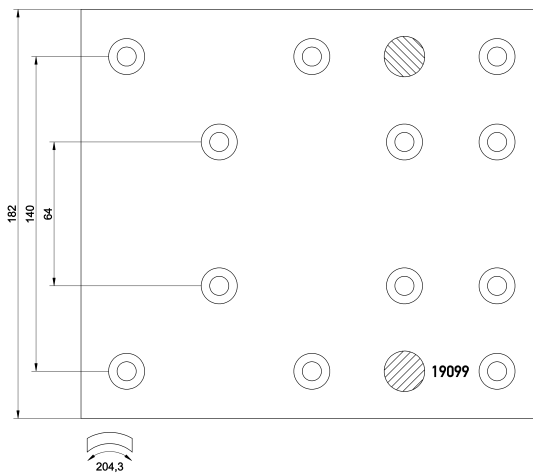
PB4112S7141

W 182.0

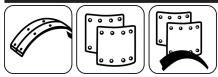
IVECO (EuroStar, EuroTech MP)



BFMC	WVA	Pcs.	W	iaL	drum ø	Number of holes	[o]	
PB/41/1	19099	2	182.0	204,3	410,0	14	x	
PB/41/2	19100	6	182.0	204,3	410,0	12		



Illustrations



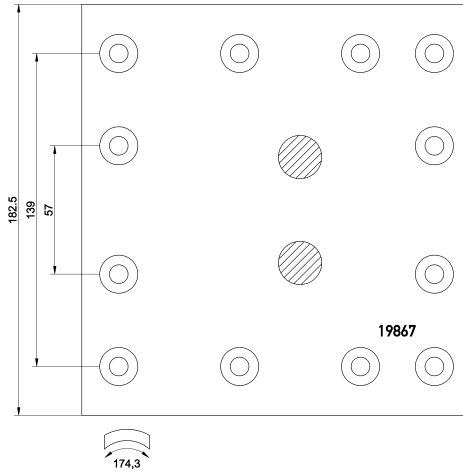
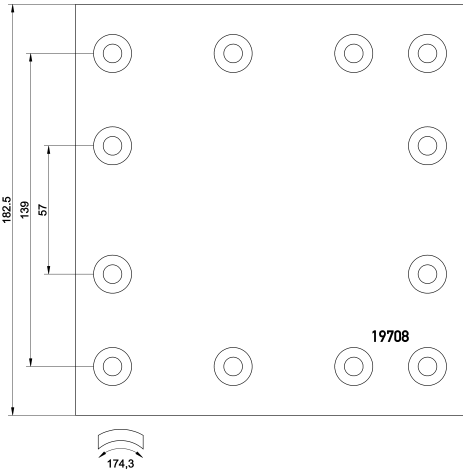
GG232S7115

W 182.5

MAN (M 2000 L, M 2000 M)



BFMC	WVA	Pcs.	W	iaL	drum ø	Number of holes	[o]	
GG/232/1	19708	6	182.5	174,3	360,0	12		
GG/232/2	19867	2	182.5	174,3	360,0	12	x	



MP322S7100

W 183.0

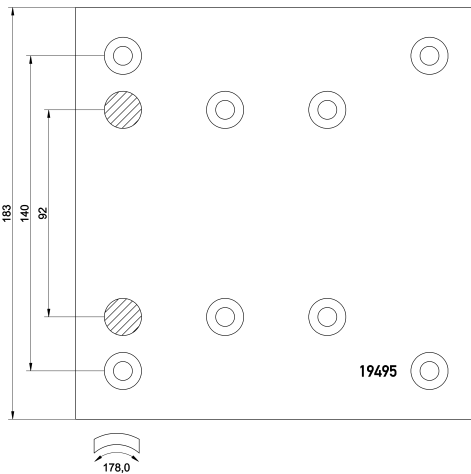
MAN (14 t - Series, 15 t - Series, 16 t - Series, 17 t - Series, 20/22 t - Series, 24 t - Series, 30 t - Series, 32 t - Series, 33 t - Series, 41 t - Series, E 2000, F 9, F 90, F 90 - Series (23 t), F 90 - Series (48 t), Véhicule à porteur remorqueur, F 90 Unterflur, Cab-over Trucks, de acceso bajo, Low entry, F 2000, F2000 - Series (48 t), Low Chassis Bus - Series, M 90, M 2000 L, M 2000 M, TGA)



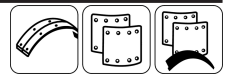
MERCEDES-BENZ (19 t - Series, 20 t - Series, 22 t - Series, ACTROS, ACTROS MP2 / MP3, AROCS, ATEGO, AXOR, AXOR 2, MK, NG - Series (30 t), NG, SK, ZETROS)

STEYR (S - Series)

BFMC	WVA	Pcs.	W	iaL	drum ø	Number of holes	[o]	
MP/32/2	19495	8	183.0	178,0	410,0	8	x	



Illustrations



MP322S7115

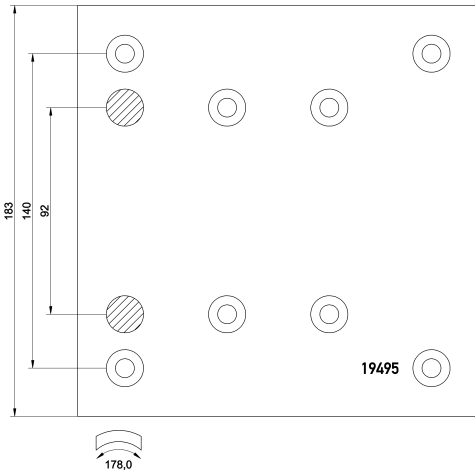
W 183.0

MAN (TGA)

MERCEDES-BENZ (19 t - Series, 20 t - Series, 22 t - Series, ACTROS, ACTROS MP2 / MP3, AROCS, ATEGO, AXOR, AXOR 2, MK, NG - Series (30 t), NG, SK, ZETROS)



BFMC	WVA	Pcs.	W	iaL	drum ø	Number of holes	[o]
MP/32/2	19495	8	183.0	178,0	410,0	8	x



RW9132S7340

W 190.5

FRUEHAUF (311,0x190,5)

LECINENA (311,0x190,5)

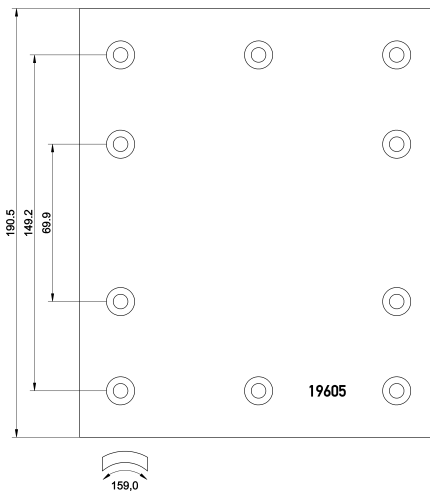
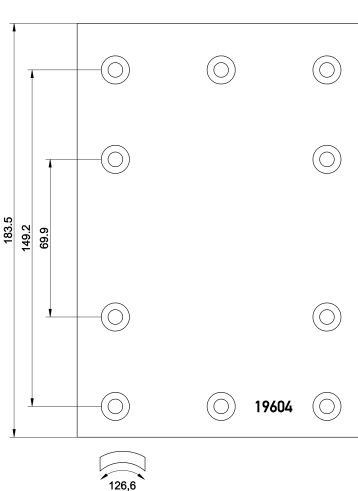
LECITRAILER (311,0x190,5)

ROCKWELL (311,0x190,5)

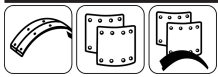
SPECIALCAR (311,0x190,0 (ROR 15"))



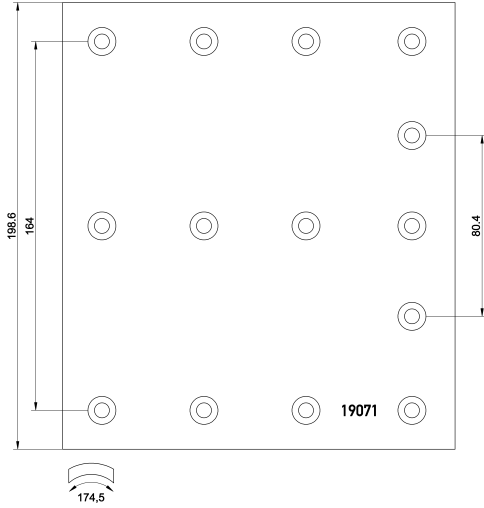
BFMC	WVA	Pcs.	W	iaL	drum ø	Number of holes	[o]
RW/9/2	19604	4	190.5	126,6	311,0	10	
RW/13/2	19605	4	190.5	159,0	311,0	10	



Illustrations


VL882S7100
W 198.6
VOLVO (B 7 - Series, B 7, B 10 - Series, B 12 - Series)


BFMC	WVA	Pcs.	W	iaL	drum ø	Number of holes	[ø]	
VL/88/2	19071	8	198.6	174,5	410,0	14		


VL882S7115
W 198.6
BMC (FATIH, PROFESSIONAL)

DENNIS (Eagle)

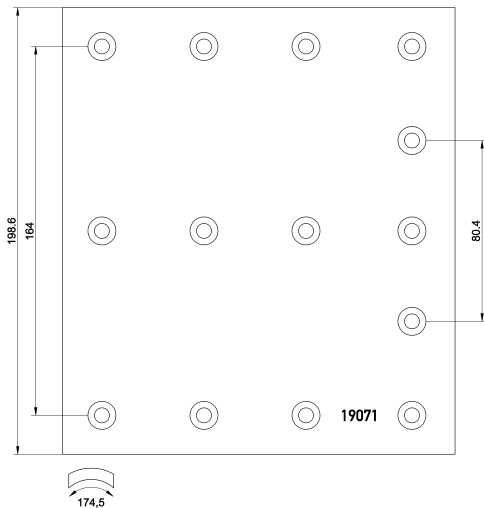
ERF (EC 11-Series, EC-Series, E-Series, E-Series)

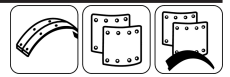
SEDDON DIESEL (Pacer, Strato (4-Axles), Strato R - Series, Strato TC - Series (3-Axles Rigids), Strato TC - Series (4-Axles))

STEYR (S - Series)

VOLVO (B 7 - Series, B 10 - Series, B 12 - Series, F 10, F 12, F 16, FH 12, FH 16, FL 7, FL 10, FL 12, FM 7, FM 10, FM 12, N 12 - Series, NH 12)


BFMC	WVA	Pcs.	W	iaL	drum ø	Number of holes	[ø]	
VL/88/2	19071	8	198.6	174,5	410,0	14		





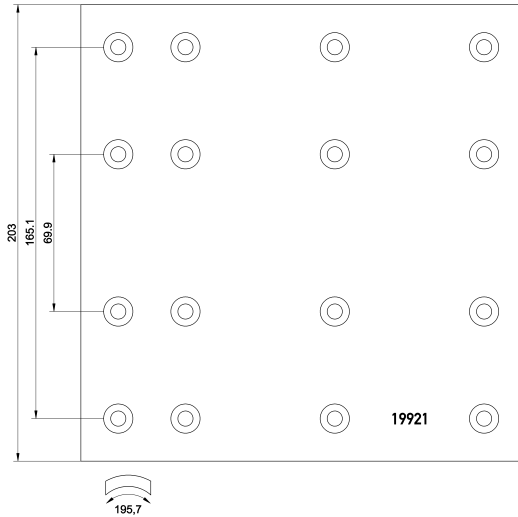
CW121S7141

W 199.0

FORD (Cargo - Series)



BFMC	WVA	Pcs.	W	iaL	drum ø	Number of holes	[o]
CW/12/1	19921	8	199.0	195,7	394,0	16	



SJ22231S7340

W 200.0

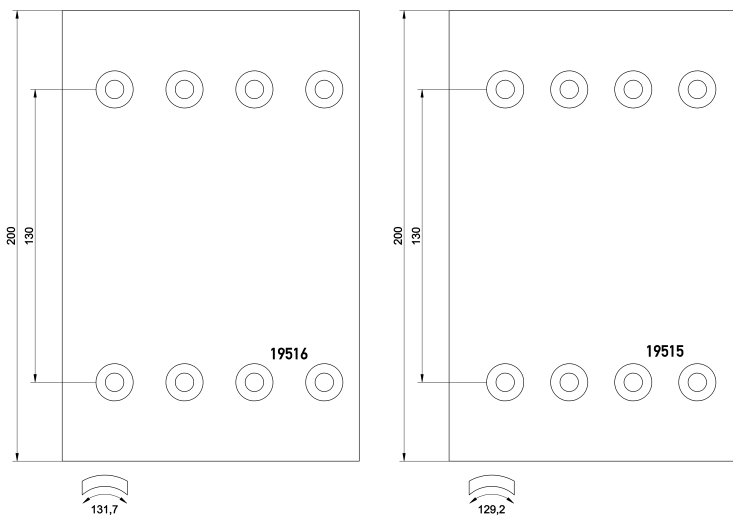
KAESSBOHRER (300,0x200,0)

LAG (300,0x200,0 (SAF-Axle))

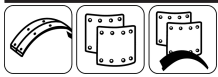
SAF (300,0x200,0)



BFMC	WVA	Pcs.	W	iaL	drum ø	Number of holes	[o]
SJ/22/1	19516	4	200.0	131,7	300,0	8	
SJ/23/1	19515	4	200.0	129,2	300,0	8	



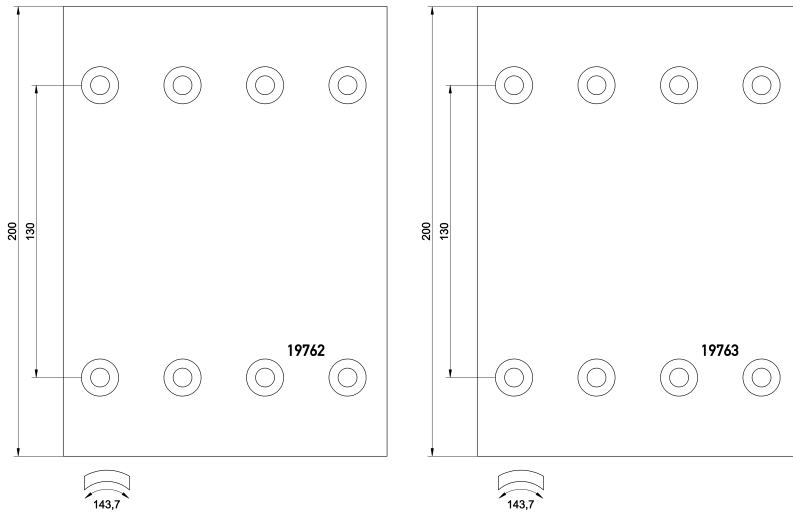
Illustrations


LZ231S7340
W 200.0

SAE (305,0x200,0 S 3320)



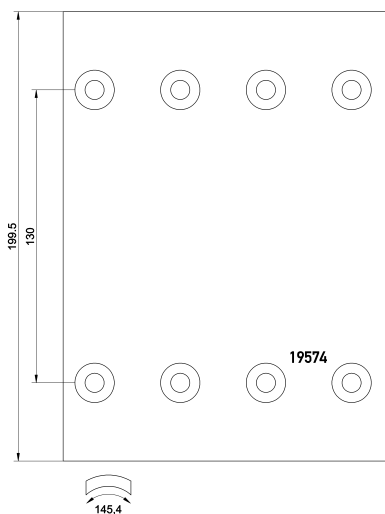
BFMC	WVA	Pcs.	W	iaL	drum ø	Number of holes	[ø]	
LZ/2/1	19762	4	200.0	143,7	305,0	8		
LZ/3/1	19763	4	200.0	143,7	305,0	8		


BC801S7340
W 200.0

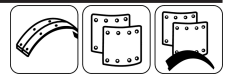
ACERBI (300,0x200,0 (BPW))
ANTEO (300,0x200,0 (BPW))
BPW (300,0x200,0)
CARDI (300,0x200,0)
KAESSBOHRER (300,0x200,0)
PIACENZA (300,0x200,0 (BPW))
ROLFO (300,0x200,0 (BPW))
WARSTEIN (300,0x200,0)
ZORZI (300,0x200,0 (BPW))



BFMC	WVA	Pcs.	W	iaL	drum ø	Number of holes	[ø]	
BC80/1	19574	8	200.0	145,4	300,0	8		



Illustrations



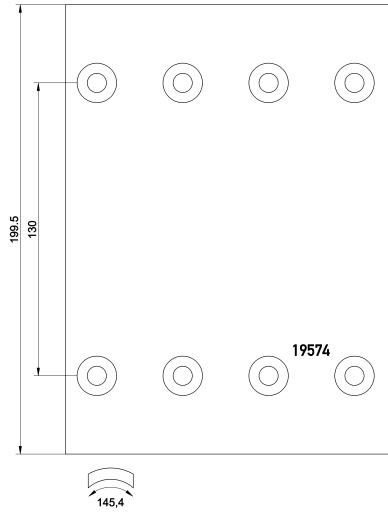
BC801Y7340

W 200.0

TRENKAMP & GEHLE (GIGANT) (300x200)



BFMC	WVA	Pcs.	W	iaL	drum ø	Number of holes	[o]
BC80/1	19574	8	200.0	145,4	300,0	8	



BC1001011S7340

W 200.0

BPW (360,0x200,0)

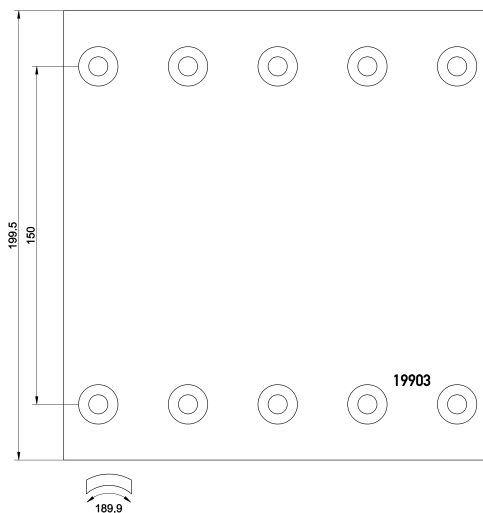
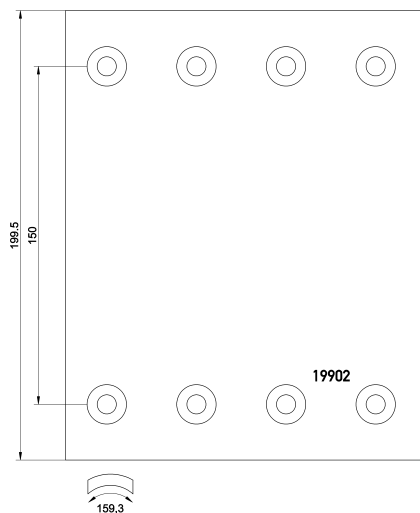
GORICA (360,0x200,0 (Jumbo))

VALX (360x200)

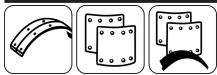
WARSTEIN (360,0x200,0)



BFMC	WVA	Pcs.	W	iaL	drum ø	Number of holes	[o]
BC/100/1	19902	4	200.0	159,3	360,0	8	
BC/101/1	19903	4	200.0	189,9	360,0	10	



Illustrations



SJ26271S7340

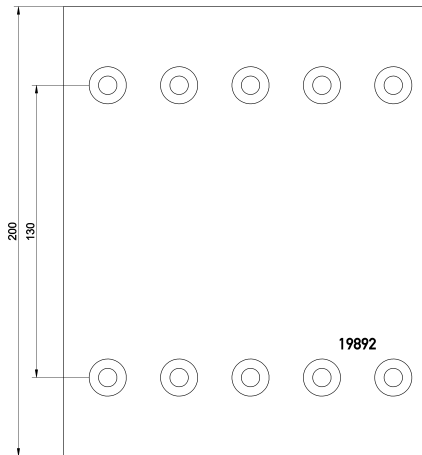
W 200.0

SAE (355,0x200,0 S 3520)

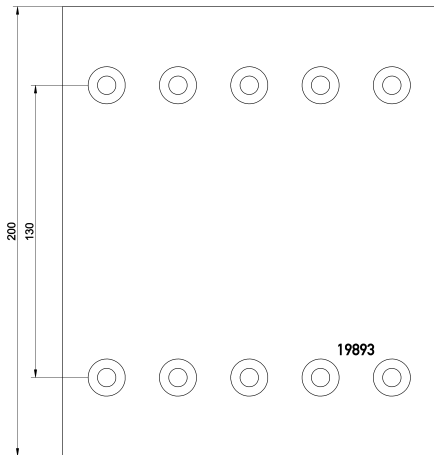
SAF (355,0x200,0)



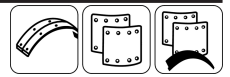
BFMC	WVA	Pcs.	W	iaL	drum ø	Number of holes	[o]
SJ/26/1	19892	4	200.0	160,0	355,0	10	
SJ/27/1	19893	4	200.0	169,1	355,0	10	



160,0



169,1




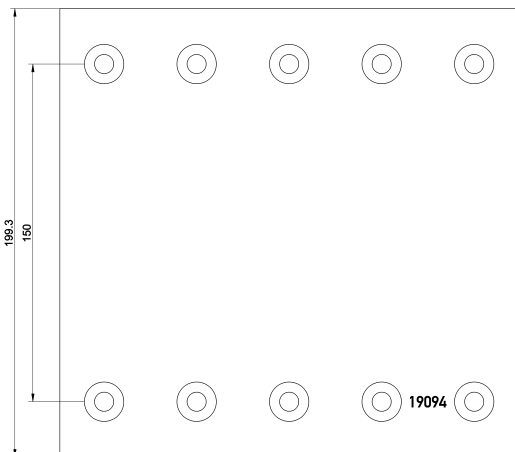
BC371S7340

W 200.0

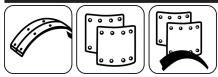
- ACERBI (420,0x200,0 (BPW))
- BATTAGLINO S.P.A. (420,0x200,0 (BPW))
- BPW (420,0x200,0)
- CALABRESE (420,0x200,0)
- CARDI (420,0x200,0)
- DAF (MB / SB - Series, SB - Series, SB)
- DIANA CAR (420,0x200,0 (BPW))
- DORSEY (420,0x200,0 (BPW-Axle))
- FRANCHIN (420,0x200,0 (BPW))
- FRUEHAUF (420,0x200,0)
- KAESSBOHRER (420,0x200,0)
- LAG (420,0x200,0 (BPW-Axle))
- LECINENA (420,0x200,0)
- LECITRAILER (420,0x200,0)
- MINERVA (420,0x200,0 (BPW))
- MISTRALL (420,0x200,0 (BPW))
- MOL (420,0x200,0 Essieu BPW)
- NUOVA O.M.T. (420,0x200,0 (BPW))
- OMEF (420,0x200,0 (BPW))
- PIACENZA (420,0x200,0 (BPW))
- SAE (420,0x200,0)
- SAF (420,0x200,0)
- WARSTEIN (420,0x200,0)
- ZORZI (420,0x200,0 (BPW))



BFMC	WVA	Pcs.	W	iaL	drum ø	Number of holes	[o]	
BC/37/1	19094	8	200.0	203,7	420,0	10		



Illustrations



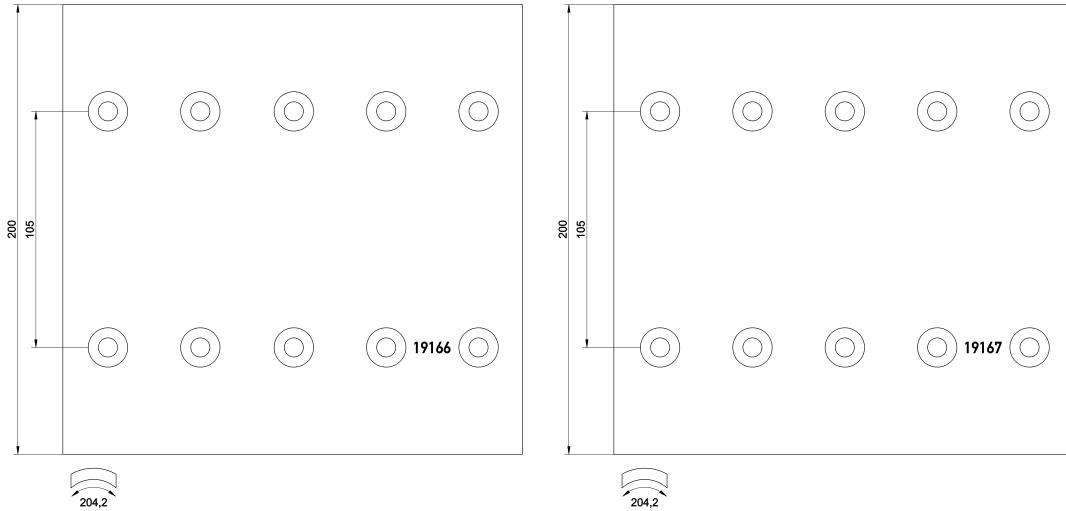
BC90911S7340

W 200.0

KAESSBOHRER (400,0x200,0)



BFMC	WVA	Pcs.	W	iaL	drum ø	Number of holes	[o]
BC/90/1	19166	4	200.0	204,2	400,0	10	
BC/91/1	19167	4	200.0	204,2	400,0	10	



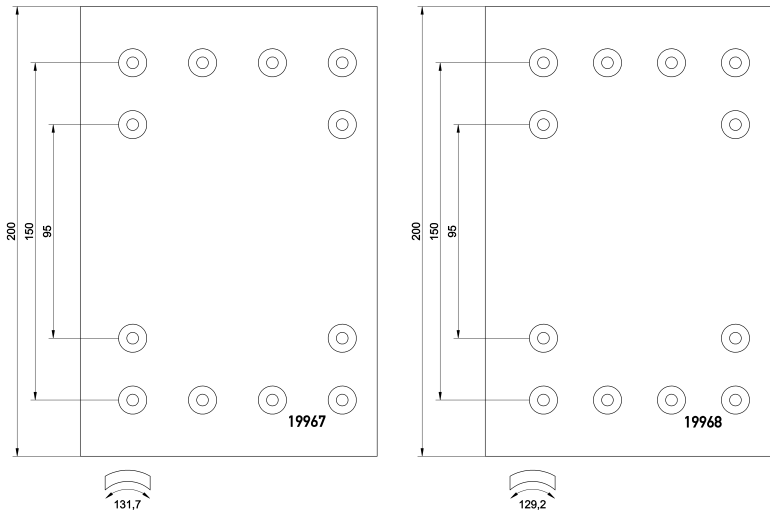
BC1061071S7340

W 200.0

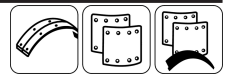
TRAILOR (300,0x200,0)



BFMC	WVA	Pcs.	W	iaL	drum ø	Number of holes	[o]
BC/106/1	19967	4	200.0	131,7	300,0	12	
BC/107/1	19968	4	200.0	129,2	300,0	12	



Illustrations



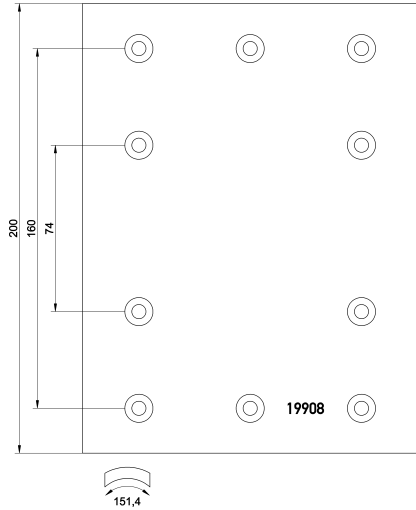
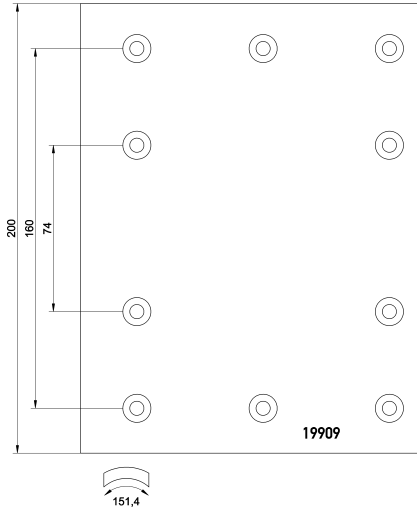
RW21221S7100

W 200.0

RENAULT TRUCKS (D - Series)
ROCKWELL (350,0x200,0)



BFMC	WVA	Pcs.	W	iaL	drum ø	Number of holes	[o]
RW/21/1	19909	4	200.0	151,4	350,0	10	
RW/22/1	19908	4	200.0	151,4	350,0	10	



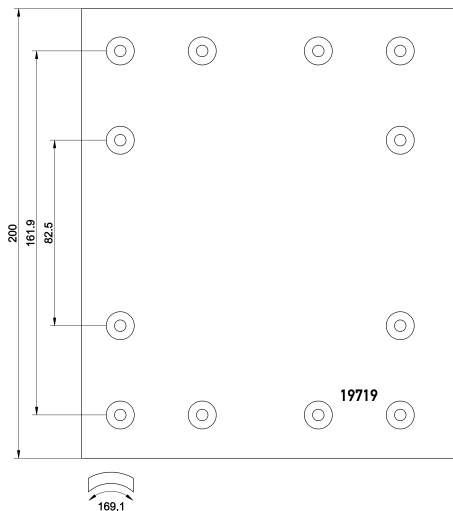
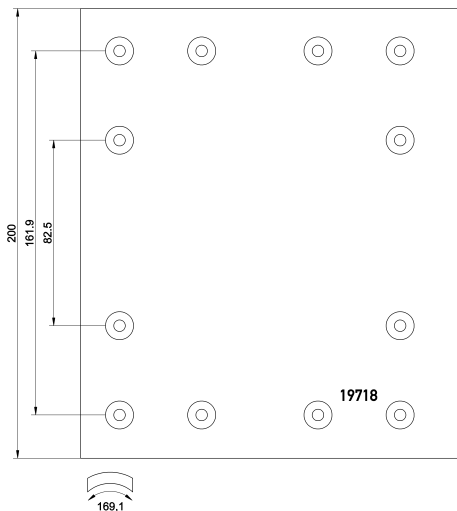
BC1201211S7222

W 200.0

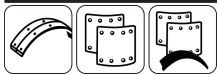
FRUEHAUF (360,0x200,0)
TRAILOR (360,0x200,0)



BFMC	WVA	Pcs.	W	iaL	drum ø	Number of holes	[o]
BC/120/1	19718	4	200.0	169,1	360,0	12	
BC/121/1	19719	4	200.0	169,1	360,0	12	



Illustrations



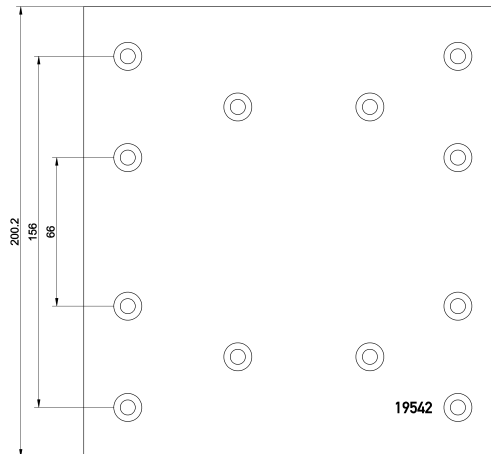
RW251S7141

W 200.0

LEYLAND-DAF (80 - Series)
VOLVO (FL 6, FS 7)



BFMC	WVA	Pcs.	W	iaL	drum ø	Number of holes	[o]
RW/25/1	19542	8	200.0	182,5	381,0	12	



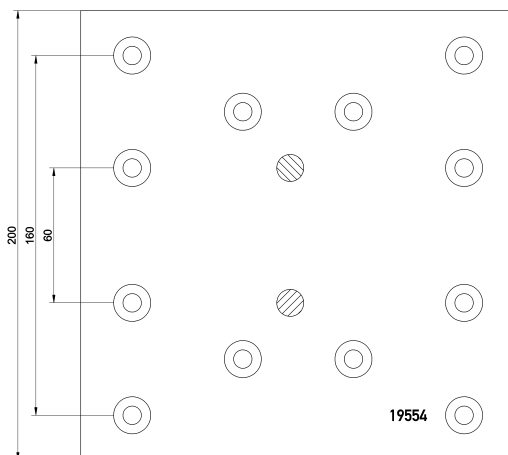
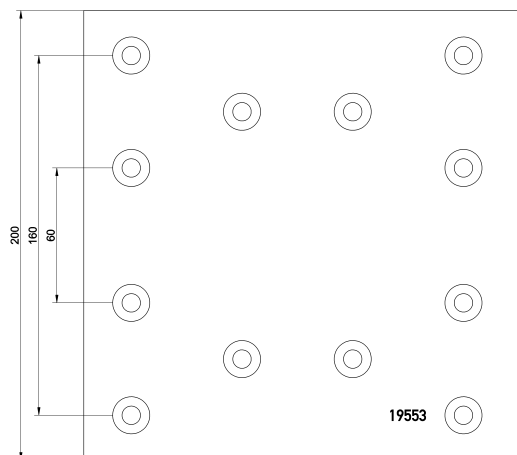
RW2912S7141

W 200.0

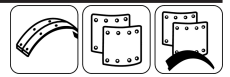
ERF (EC 11-Series, EC-Series)
IVECO (EuroStar, EuroTech MP, EuroTrakker)
ROCKWELL (410,0x200,0)



BFMC	WVA	Pcs.	W	iaL	drum ø	Number of holes	[o]
RW/29/1	19553	6	200.0	193,7	410,0	12	
RW/29/2	19554	2	200.0	195,2	410,0	12	x



Illustrations



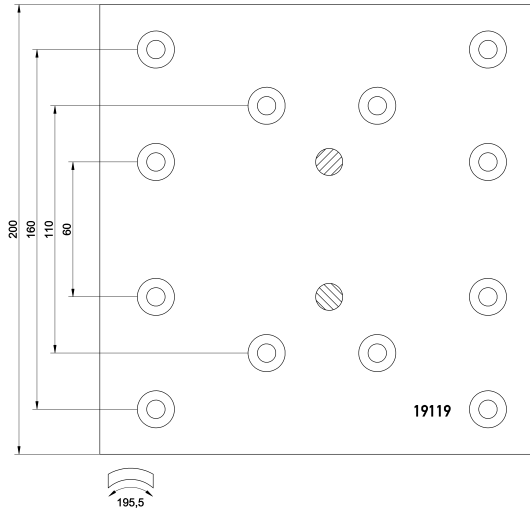
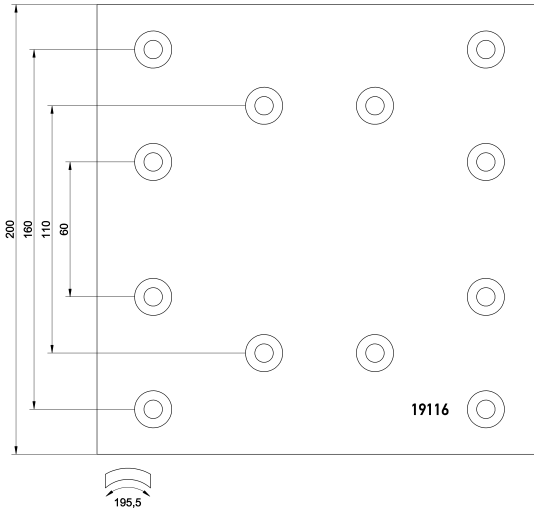
RW38391S7151

W 200.0

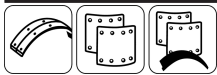
IVECO (EuroTrakker, Trakker)



BFMC	WVA	Pcs.	W	iaL	drum ø	Number of holes	[o]	
RW/38/1	19116	4	200.0	195,5	410,0	12		
RW/39/1	19119	4	200.0	195,5	410,0	12	x	



Illustrations



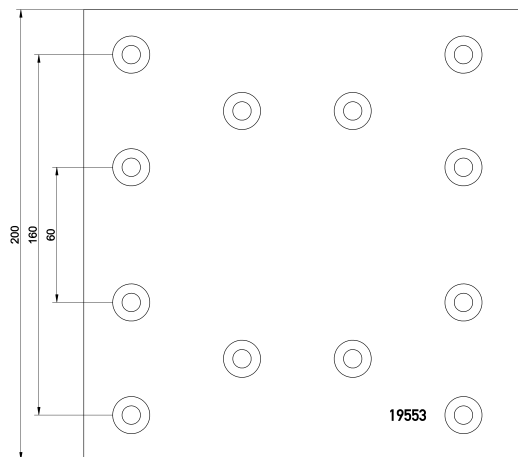
RW2932331S7141

W 200.0

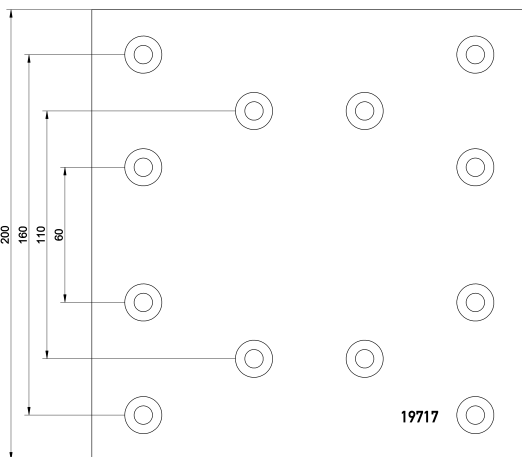
ERF (EC 11-Series, EC-Series)
 IVECO (EuroStar, EuroTech MH, EuroTech MP, EuroTrakker)
 ROCKWELL (410,0x200,0)



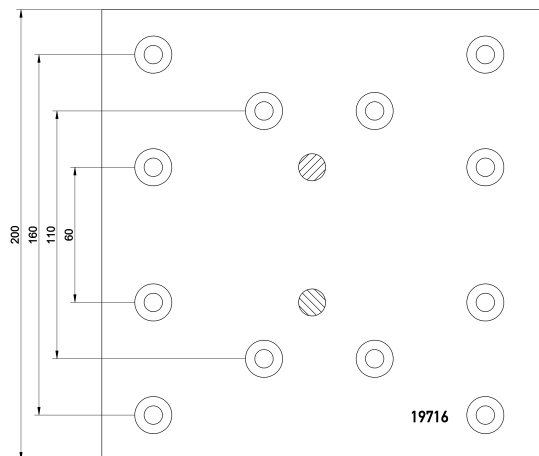
BFMC	WVA	Pcs.	W	iaL	drum ø	Number of holes	[ø]	
RW/29/1	19553	4	200.0	193,7	410,0	12		
RW/32/1	19717	2	200.0	195,5	410,0	12		
RW/33/1	19716	2	200.0	195,5	410,0	12	x	



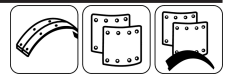
193,7



195,5



195,5



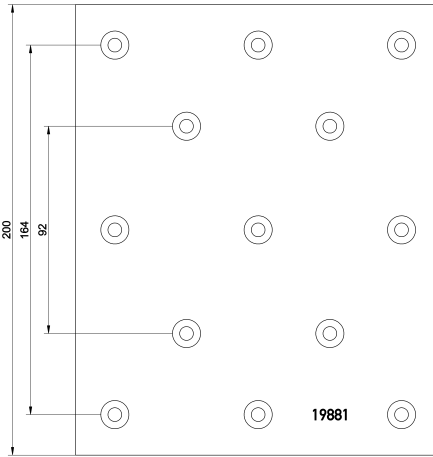
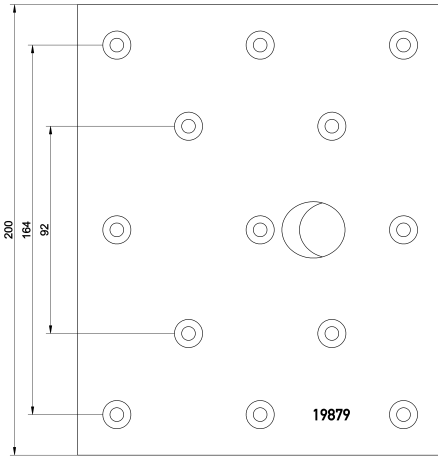
PD341S7340

W 200.0

LECINENA (410,0x200,0)
 LECITRAILER (410,0x200,0)
 PEGASO (2 - Axles, 3 - Axles, City - Bus)



BFMC	WVA	Pcs.	W	iaL	drum ø	Number of holes	[o]
PD/3/1	19879	4	200.0	162,3	410,0	12	x
PD/4/1	19881	4	200.0	162,3	410,0	12	x



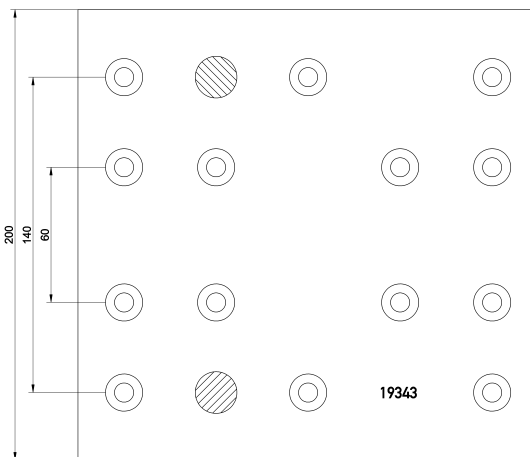
PB242S7141

W 200.0

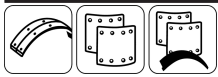
IVECO (EuroStar, EuroTech MH, EuroTech MP, EuroTrakker)
 WABCO (Perrot Bremse) (410,0x200,0)



BFMC	WVA	Pcs.	W	iaL	drum ø	Number of holes	[o]
PB/24/2	19343	8	200.0	202,7	410,0	14	x



Illustrations



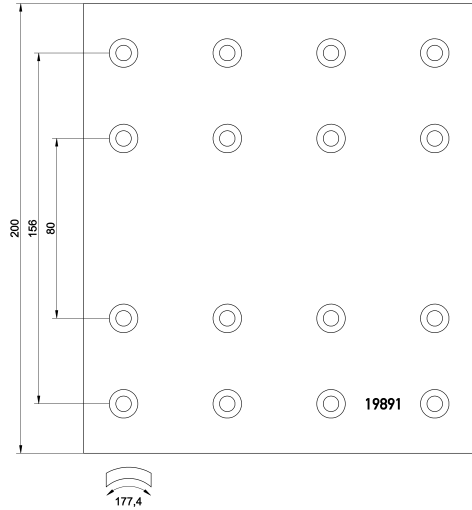
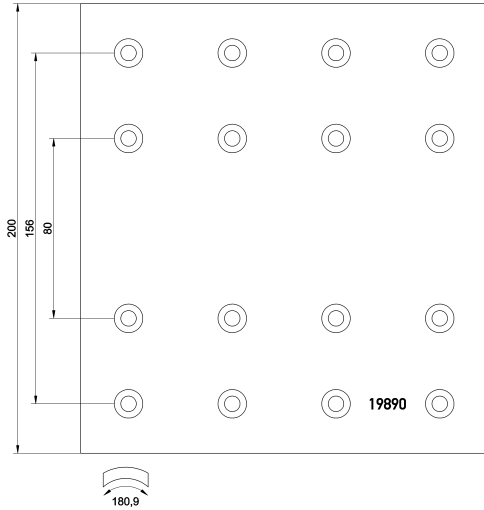
DF32331S7100

W 200.0

BOVA (Futura, Futura (2-Axles))
DAF (95, F 3200, F 3600, SB - Series)



BFMC	WVA	Pcs.	W	iaL	drum ø	Number of holes	[ø]	
DF/32/1	19890	4	200.0	180,9	420,0	16		
DF/33/1	19891	4	200.0	177,4	420,0	16		



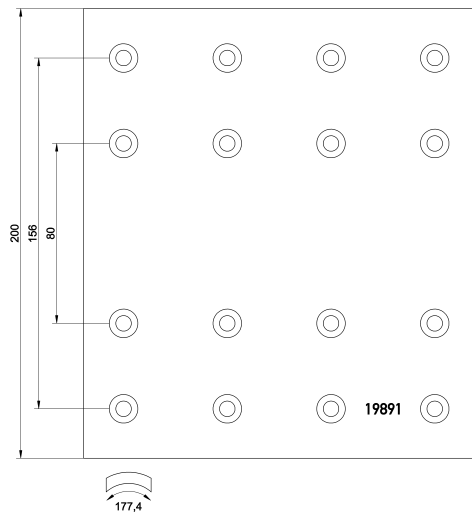
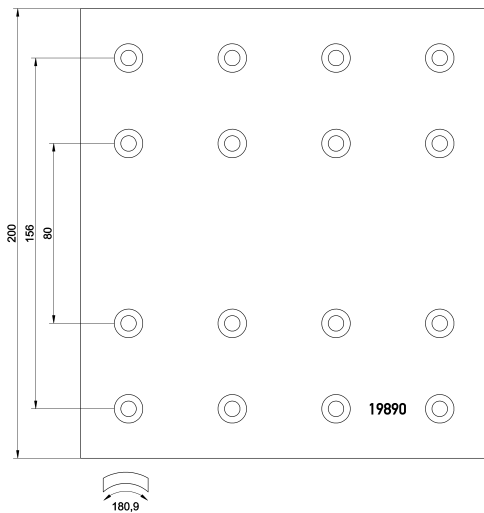
DF32331S7203

W 200.0

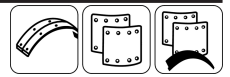
BOVA (Futura, Futura (2-Axles))
DAF (95, F 3200, F 3600, SB - Series)



BFMC	WVA	Pcs.	W	iaL	drum ø	Number of holes	[ø]	
DF/32/1	19890	4	200.0	180,9	420,0	16		
DF/33/1	19891	4	200.0	177,4	420,0	16		



Illustrations



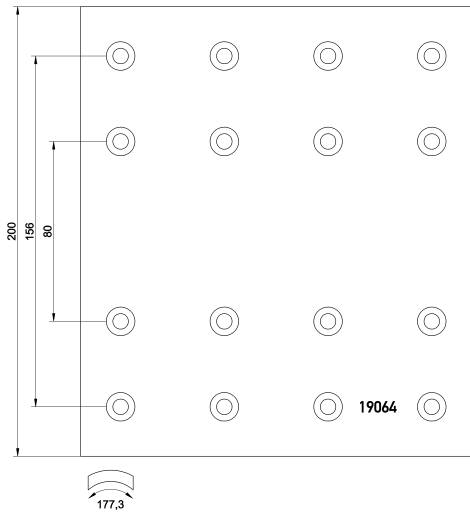
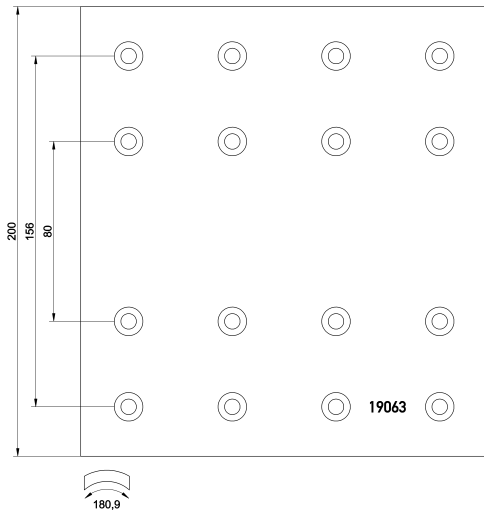
DF48491S7100

W 200.0

DAF (65, 65 CF, 75, 75 CF, 85, 85 CF, 95, 95 XF, CF 65, F 2300, F 2700, F 2900, SB - Series, TB - Series)



BFMC	WVA	Pcs.	W	iaL	drum ø	Number of holes	[ø]
DF/48/1	19063	4	200.0	180,9	420,0	16	
DF/49/1	19064	4	200.0	177,3	420,0	16	



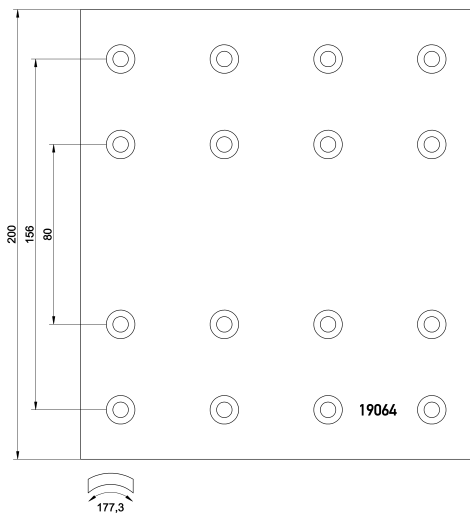
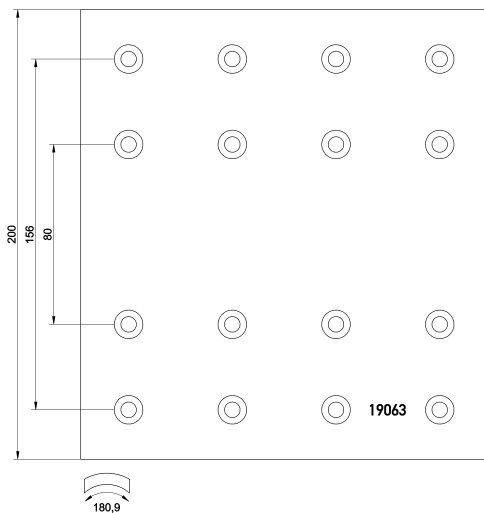
DF48491S7203

W 200.0

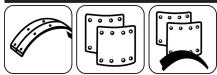
DAF (65, 65 CF, 75, 75 CF, 85, 85 CF, 95, 95 XF, CF 65, F 2300, F 2700, F 2900, SB - Series, TB - Series)



BFMC	WVA	Pcs.	W	iaL	drum ø	Number of holes	[ø]
DF/48/1	19063	4	200.0	180,9	420,0	16	
DF/49/1	19064	4	200.0	177,3	420,0	16	



Illustrations



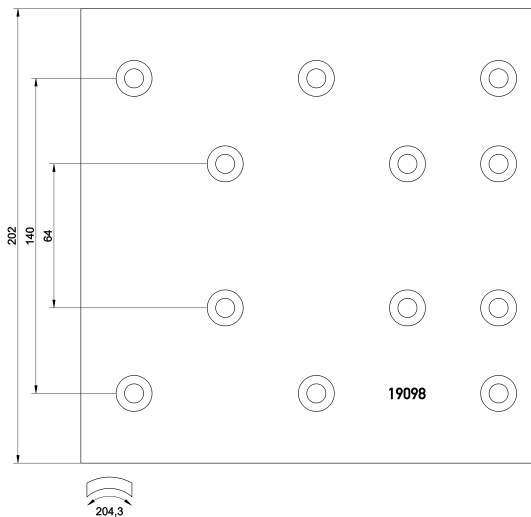
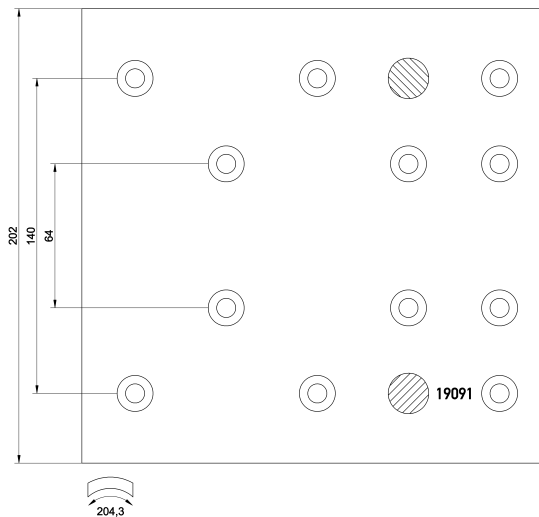
PB4212A7141

W 202.0

IVECO (EuroStar, EuroTech MH, EuroTech MP)



BFMC	WVA	Pcs.	W	iaL	drum ø	Number of holes	[o]
PB/42/1	19091	2	202.0	204,3	410,0	12	x
PB/42/2	19098	6	202.0	204,3	410,0	12	



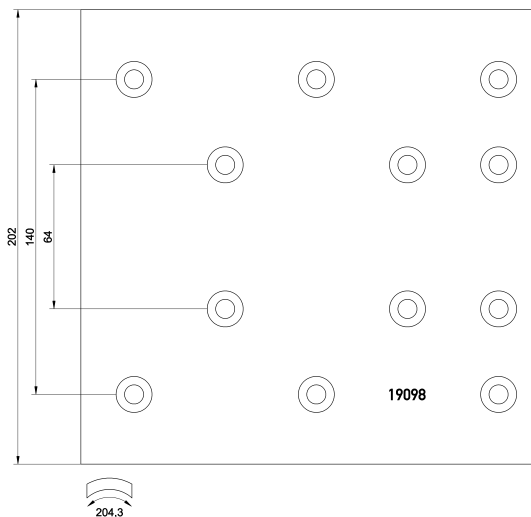
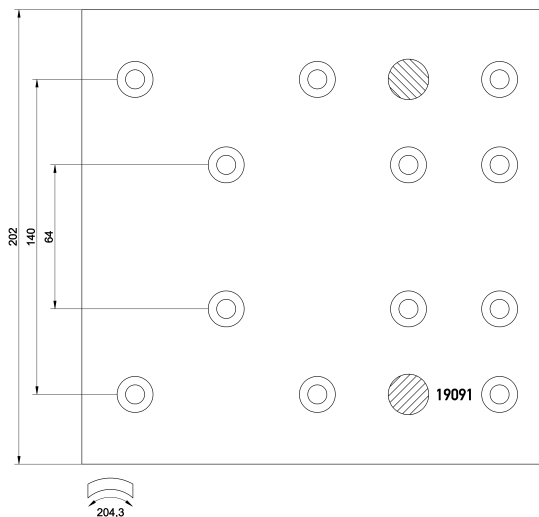
PB4212S7141

W 202.0

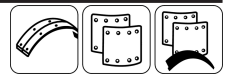
IVECO (EuroStar, EuroTech MH, EuroTech MP)



BFMC	WVA	Pcs.	W	iaL	drum ø	Number of holes	[o]
PB/42/1	19091	2	202.0	204,3	410,0	12	x
PB/42/2	19098	6	202.0	204,3	410,0	12	



Illustrations



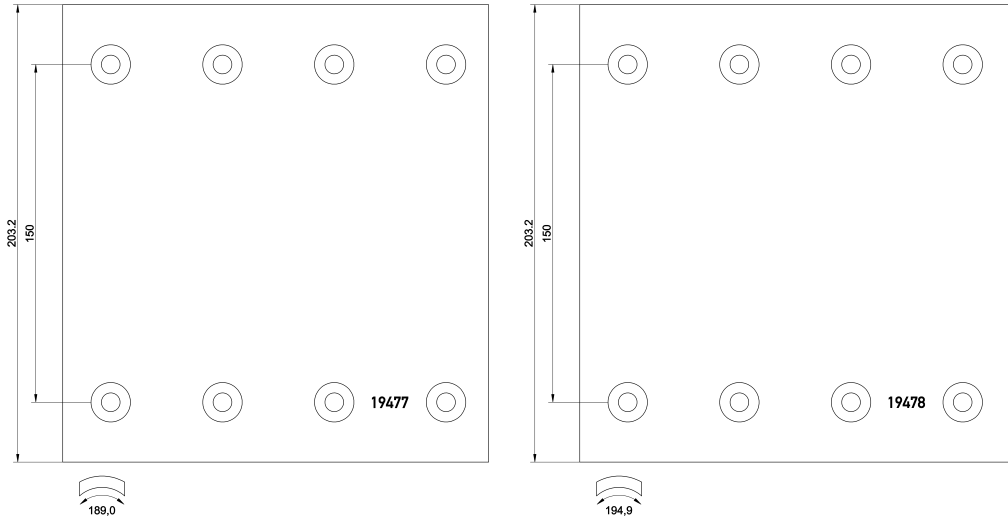
SJ30311S7340

W 203.0

SAF (420,0x200,0 SNK-Brake (SKRS 9042))



BFMC	WVA	Pcs.	W	iaL	drum ø	Number of holes	[o]
SJ/30/1	19477	4	203.0	189,0	420,0	8	
SJ/31/1	19478	4	203.0	194,9	420,0	8	



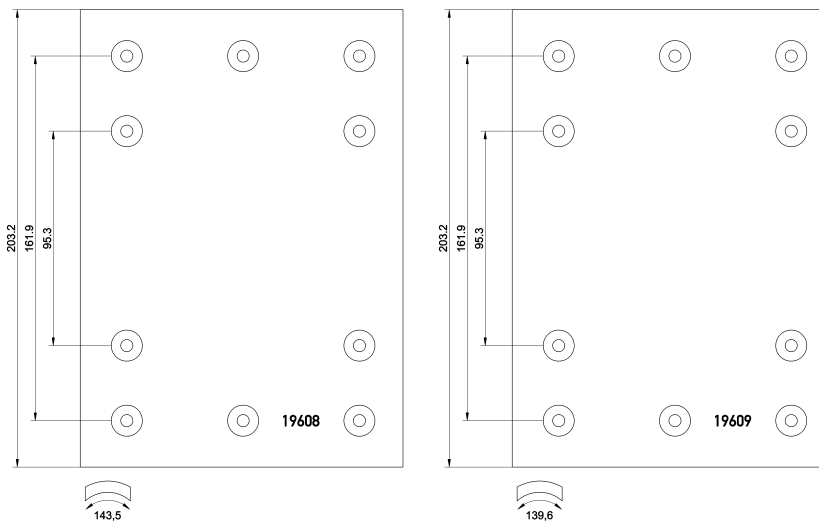
FU17181S7340

W 203.0

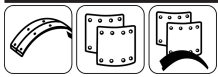
FRUEHAUF (311,0x203,0 (Propar P 15 A-75))



BFMC	WVA	Pcs.	W	iaL	drum ø	Number of holes	[o]
FU/17/1	19608	4	203.2	143,5	311	10	
FU/18/1	19609	4	203.2	139,6	311	10	



Illustrations



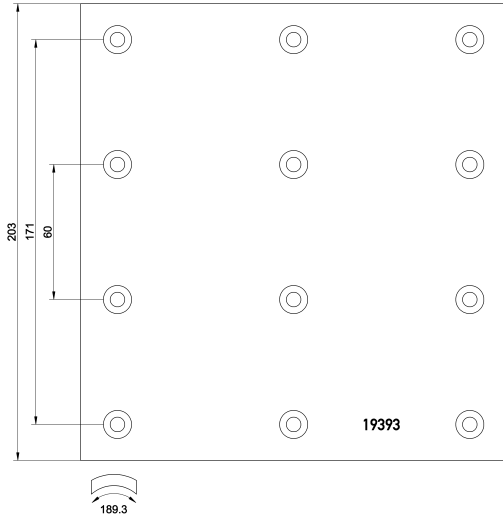
SV271S7100

W 203.0

SCANIA (Serie 2, 2 - series, 413,0x203,0)



BFMC	WVA	Pcs.	W	iaL	drum ø	Number of holes	[ø]	
SV/27/1	19393	8	203.0	189,3	413,0	12		



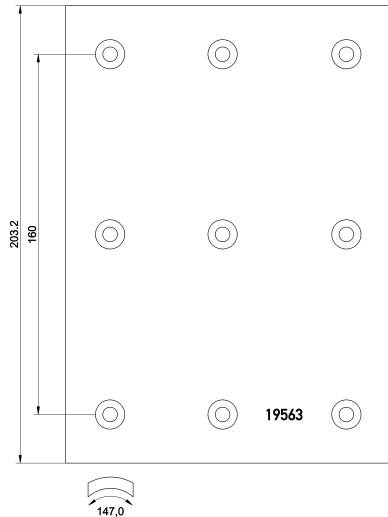
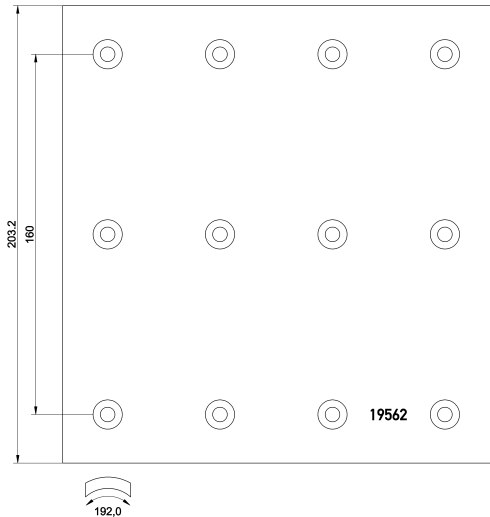
VL76771S7100

W 203.0

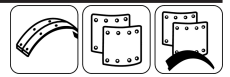
VOLVO (B 7 - Series, B 9 - Series, B 10 - Series, B 10, N 7, N 10)



BFMC	WVA	Pcs.	W	iaL	drum ø	Number of holes	[ø]	
VL/76/1	19562	4	203.0	192,0	394,0	12		
VL/77/1	19563	4	203.0	147,0	394,0	9		



Illustrations



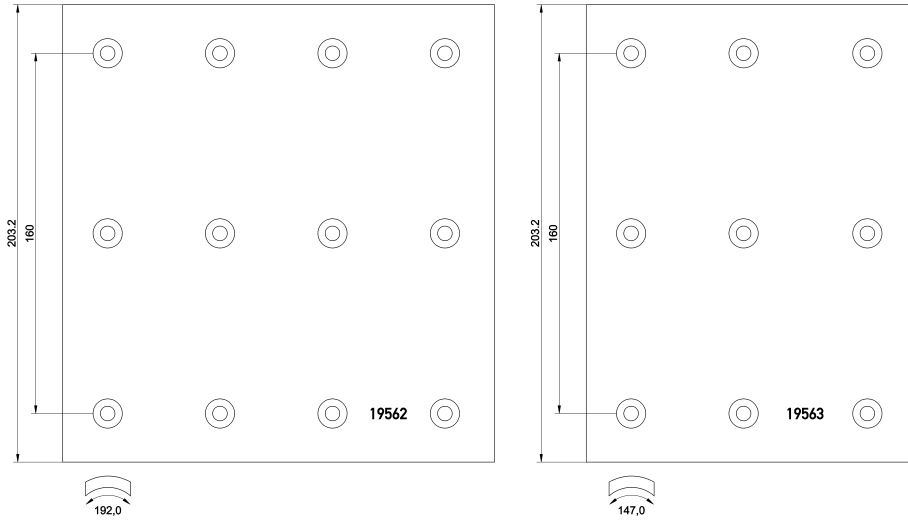
VL76771S7113

W 203.0

VOLVO (B 10)



BFMC	WVA	Pcs.	W	iaL	drum ø	Number of holes	[o]
VL/76/1	19562	4	203.0	192,0	394,0	12	
VL/77/1	19563	4	203.0	147,0	394,0	9	



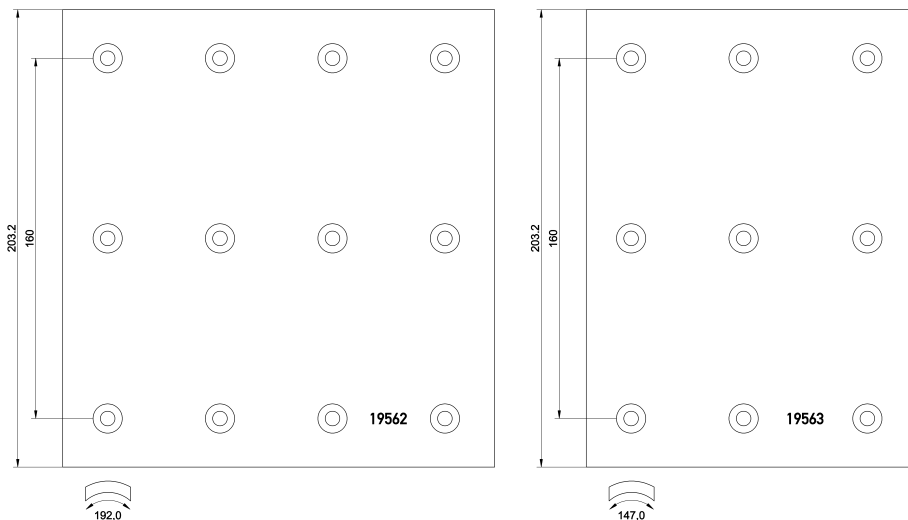
VL76771S7115

W 203.0

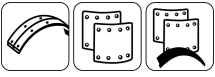
VOLVO (B 10, N 7, N 10)



BFMC	WVA	Pcs.	W	iaL	drum ø	Number of holes	[o]
VL/76/1	19562	4	203.0	192,0	394,0	12	
VL/77/1	19563	4	203.0	147,0	394,0	9	



Illustrations



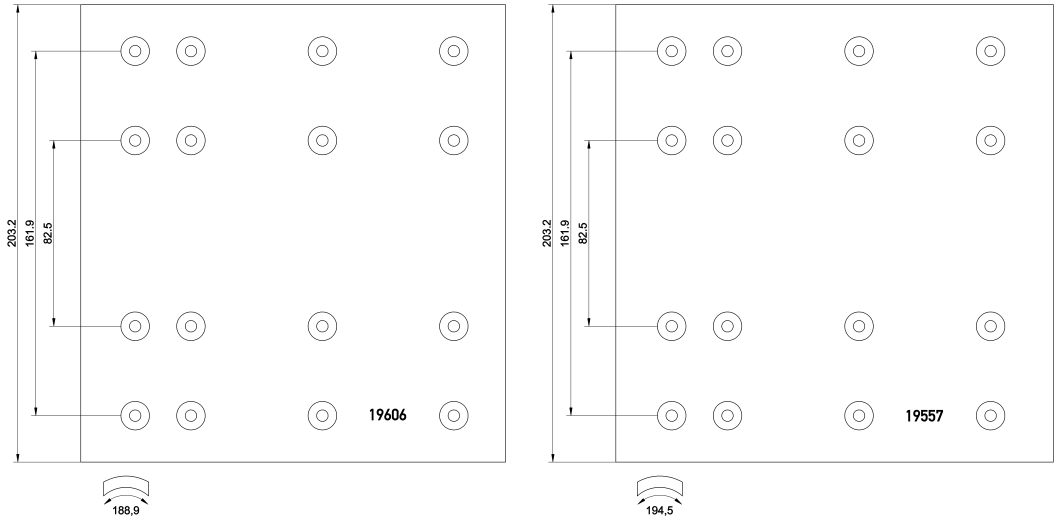
FT671S7329

W 203.0

FODEN TRUCKS (ALPHA)
 FRUEHAUF (419,0x203,2 (SMB C 1))
 TRAILOR (419,0x203,0 (SMB C 1))



BFMC	WVA	Pcs.	W	iaL	drum ø	Number of holes	[ø]
FT/6/1	19606	4	203.0	188,9	419,0	16	
FT/7/1	19557	4	203.0	194,5	419,0	16	



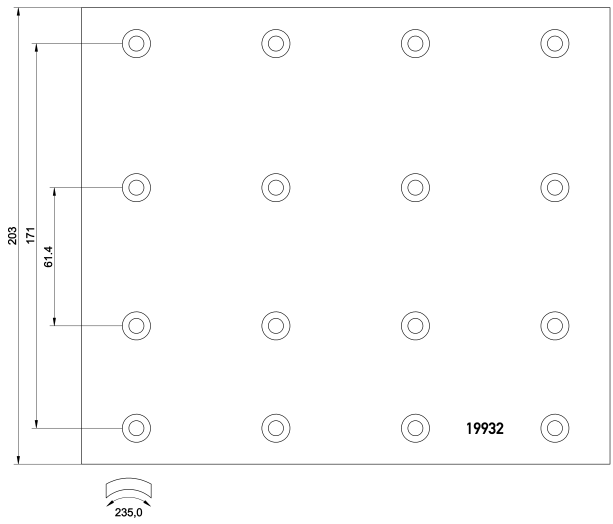
SV412S7100

W 203.0

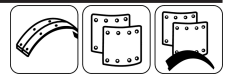
SCANIA (3 - series, Serie 3, 3 - series bus, Bus Serie 3, Serie 4, 4 - series, 413,0x203,0)



BFMC	WVA	Pcs.	W	iaL	drum ø	Number of holes	[ø]
SV/41/2	19932	4	203.0	235,0	413,0	16	



Illustrations



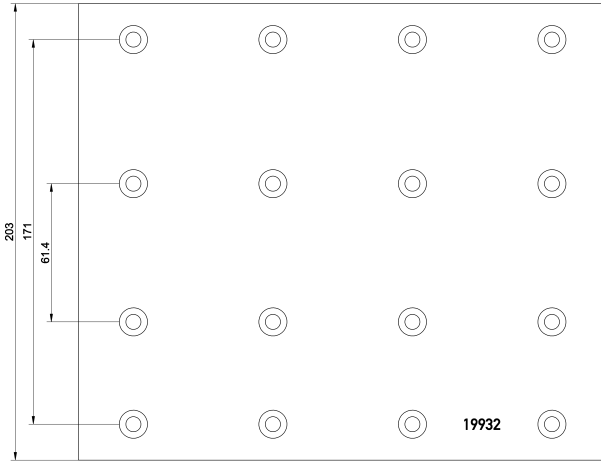
SV412S7113

W 203.0

SCANIA (Bus Serie 3, 3 - series bus)



BFMC	WVA	Pcs.	W	iaL	drum ø	Number of holes	[o]
SV/41/2	19932	4	203.0	235,0	413,0	16	



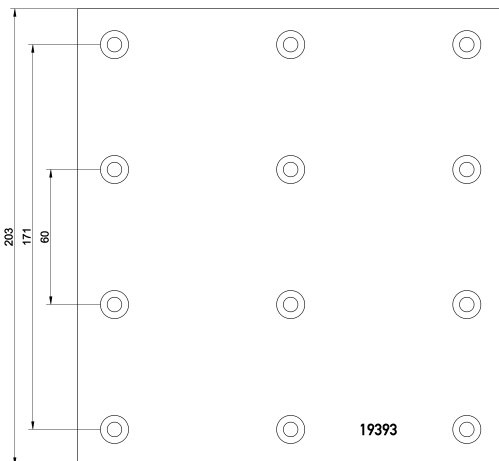
SV412S7115

W 203.0

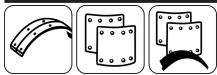
SCANIA (3 - series, Serie 3, 3 - series bus, Bus Serie 3, Serie 4, 4 - series, 413,0x203,0)



BFMC	WVA	Pcs.	W	iaL	drum ø	Number of holes	[o]
SV/27/1	19393	8	203.0	189,3	413,0	12	



Illustrations



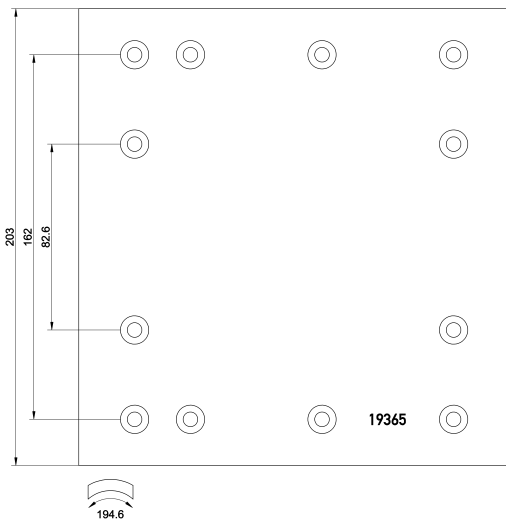
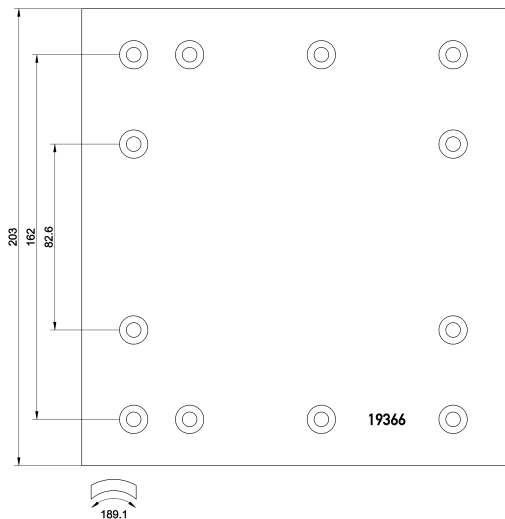
RW123S7329

W 203.2

FRUEHAUF (419,0x203,2)
 ROCKWELL (419,0x203,2)
 TRAILOR (419,0x203,0)



BFMC	WVA	Pcs.	W	iaL	drum ø	Number of holes	[o]
RW/1/1	19366	4	203.2	189,1	419,0	12	
RW/2/1	19365	4	203.2	194,6	419,0	12	



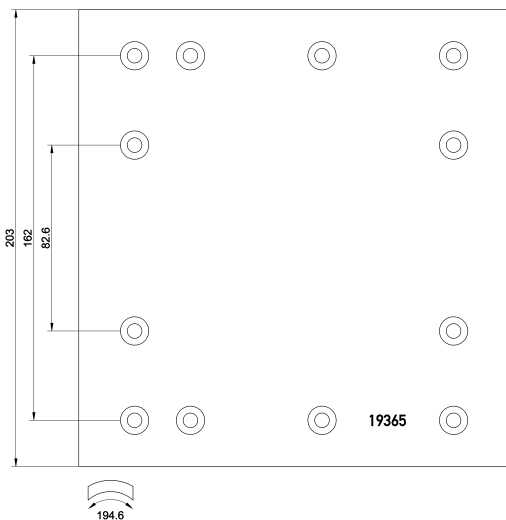
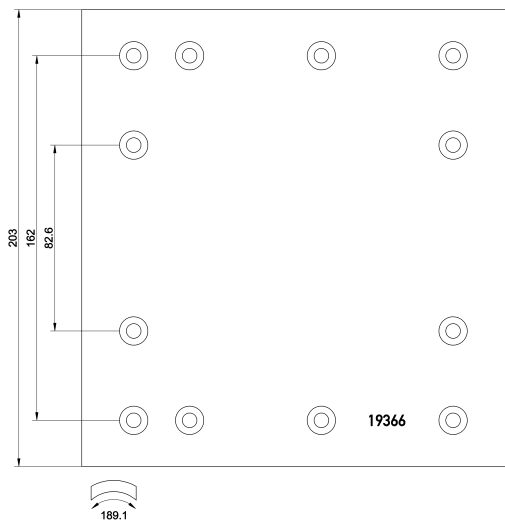
RW121S7329

W 203.2

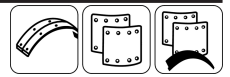
ACERBI (419,0x203,0 (ROR 20"))
 CASTERA (419,0x203,2)
 FRUEHAUF (419,0x203,2)
 LOHR (419,0x203,0)
 OMEP (419,0x203,0 (ROR 20"))
 ROCKWELL (419,0x203,2)
 SAE (419,0x203,2)
 SAF (419,0x203,2)
 TRAILOR (419,0x203,0)



BFMC	WVA	Pcs.	W	iaL	drum ø	Number of holes	[o]
RW/1/1	19366	4	203.2	189,1	419,0	12	
RW/2/1	19365	4	203.2	194,6	419,0	12	



Illustrations



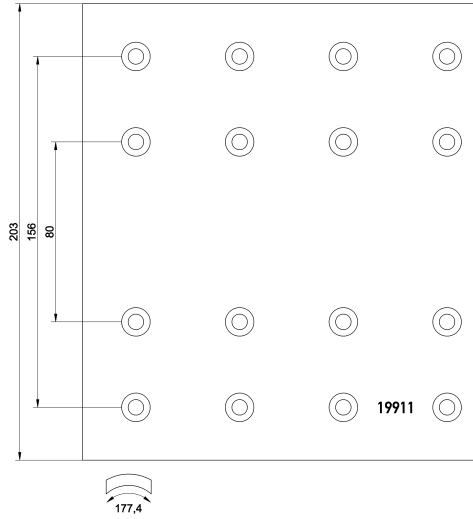
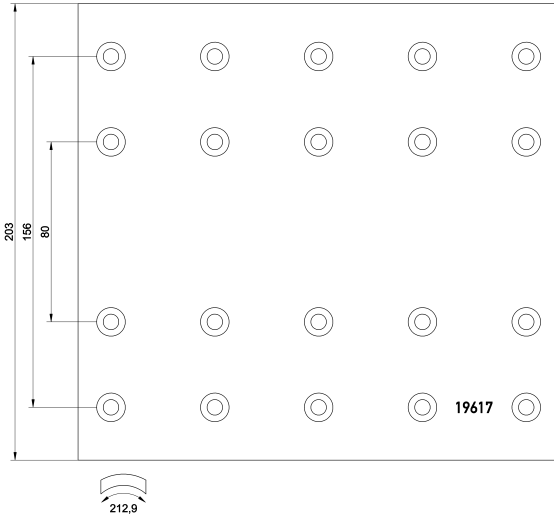
DF30311S7203

W 203.2

DAF (F 2800, F 3300, F 3600, MB / SB / TB - Series, MB / SB - Series, SB - Series, SB)
 VAN HOOL (A 420, A 440, A 600)



BFMC	WVA	Pcs.	W	iaL	drum ø	Number of holes	[o]
DF/30/1	19617	4	203.0	212,9	419,0	20	
DF/31/1	19911	4	203.0	177,4	419,0	16	



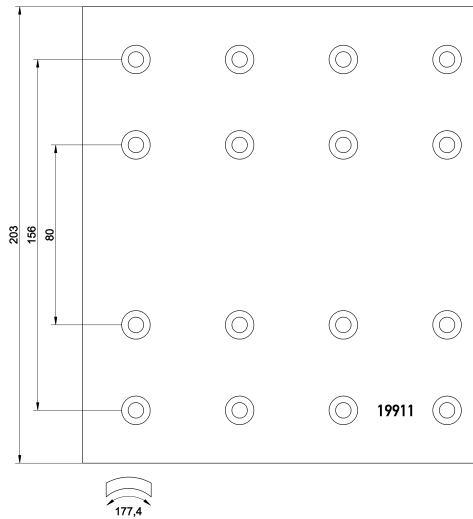
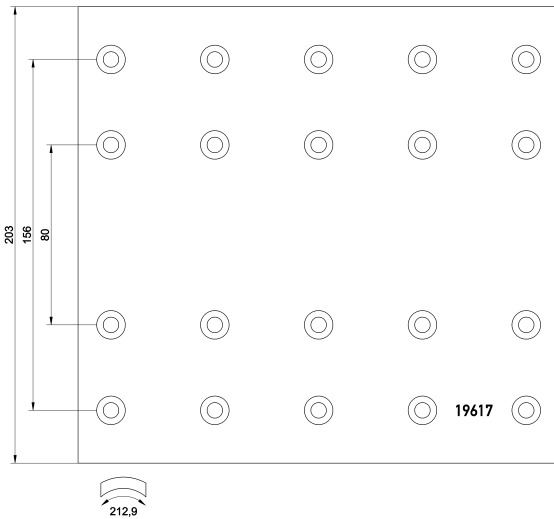
DF30311S7113

W 203.2

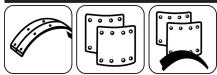
DAF (F 2800, F 3300, F 3600, SB)



BFMC	WVA	Pcs.	W	iaL	drum ø	Number of holes	[o]
DF/30/1	19617	4	203.0	212,9	419,0	20	
DF/31/1	19911	4	203.0	177,4	419,0	16	



Illustrations



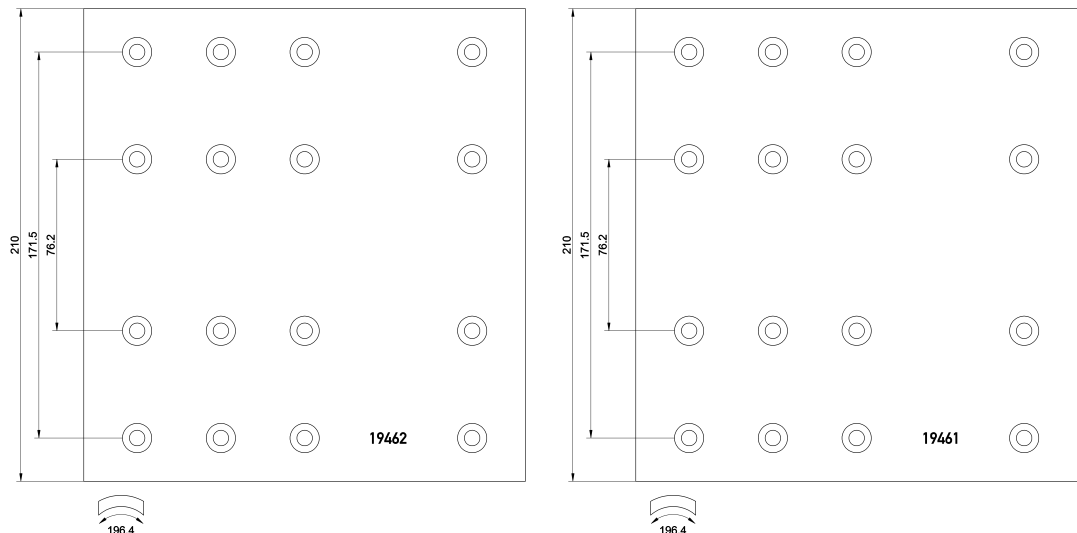
YK893S7340

W 210.0

MOL (394,0x210,0)
 YORK TRANSPORT EQUIPMENT PTY LTD (394,0x210,0)



BFMC	WVA	Pcs.	W	iaL	drum ø	Number of holes	[o]
YK/8/3	19462	4	210.0	196,4	410,0	16	
YK/9/3	19461	4	210.0	196,4	410,0	16	



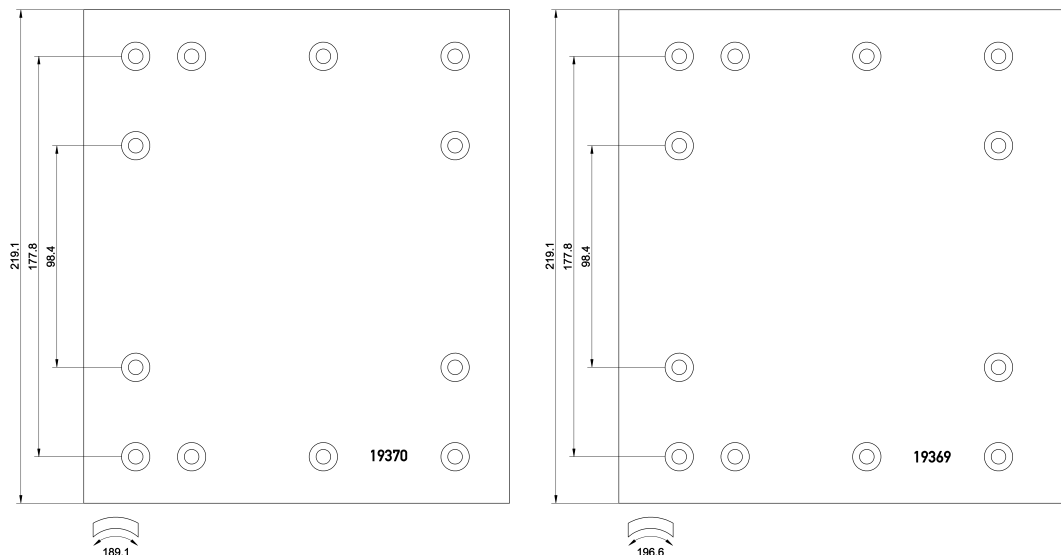
FU452S7329

W 219.1

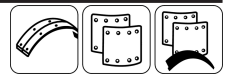
BATTAGLINO S.P.A. (419,0x219,0 (ROR))
 CARRIMORE (419,0x219,1)
 CASTERA (419,0x219,1)
 CODER (419,0x219,1)
 DIANA CAR (419,0x219,0 (ROR))
 DORSEY (419,0x219,1 (ROR-Axle))
 LAG (419,0x219,1 (ROR-Axle))
 ROCKWELL (419,0x219,1)
 SPECIALCAR (419,0x219,0 (ROR))
 TRAILOR (419,0x219,1)
 YORK TRANSPORT EQUIPMENT PTY LTD (419,0x219,0)



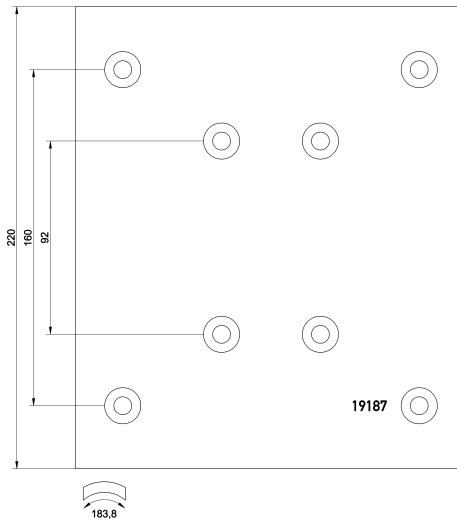
BFMC	WVA	Pcs.	W	iaL	drum ø	Number of holes	[o]
FU/4/2	19370	4	219.1	189,1	419,0	12	
FU/5/2	19369	4	219.1	196,6	419,0	12	



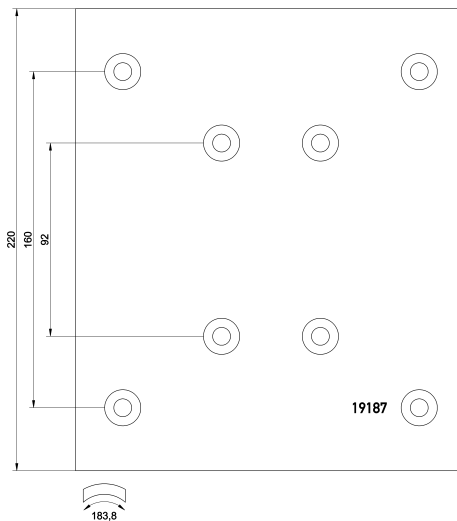
Illustrations


RN1041S7100
W 220.0
RENAULT TRUCKS (Magnum, Premium)

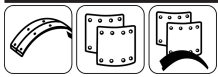

BFMC	WVA	Pcs.	W	iaL	drum ø	Number of holes	[o]	
RN/104/1	19187	8	220.0	183,8	414,0	8		


RN1041S7115
W 220.0
RENAULT TRUCKS (Magnum, Premium)


BFMC	WVA	Pcs.	W	iaL	drum ø	Number of holes	[o]	
RN/104/1	19187	8	220.0	183,8	414,0	8		



Illustrations



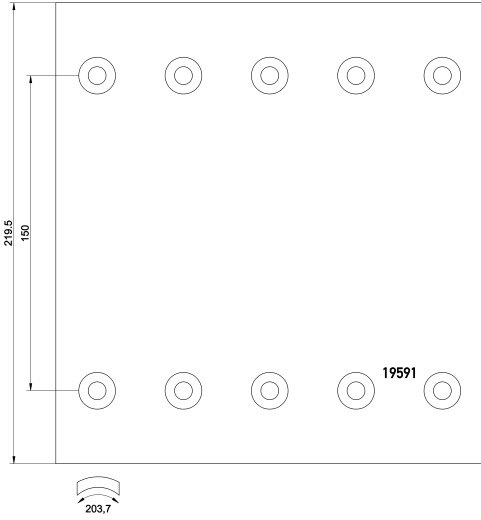
BC811Y7340

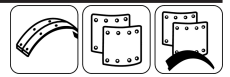
W 220.0

BPW (420,0x220,0)
 WARSTEIN (420,0x220,0)



BFMC	WVA	Pcs.	W	iaL	drum ø	Number of holes	[o]	
BC/81/1	19591	8	220.0	203,7	420,0	10		





PB18192S7100

W 220.0

BOVA (Futura, Futura (2-Axles))

MERCEDES-BENZ (CONECTO (O 345))

NEOPLAN (Cityliner, Jetliner, Low Chassis Buses, Megaliner, Megashuttle, Metroliner, N-Serie, Skyliner, Spaceliner, Sportliner, Transliner)

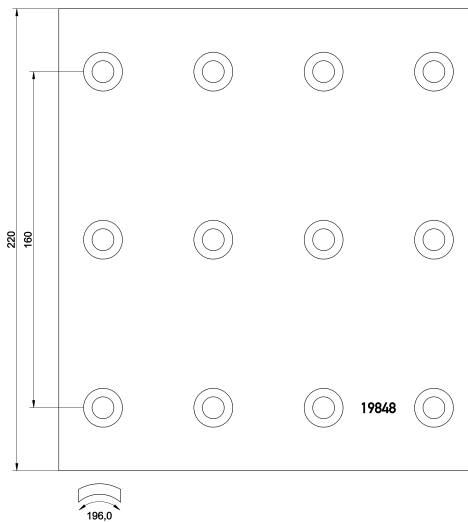
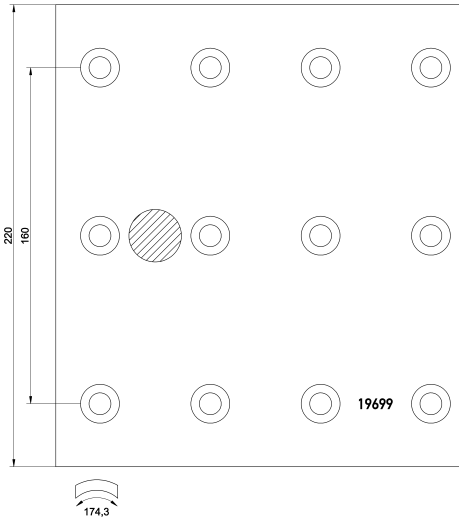
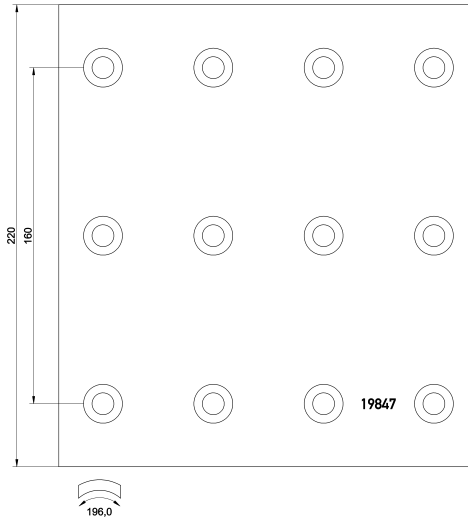
SETRA (Series 200, Serie 200, Series 300, Serie 300)

VAN HOOL (EOS-Models 80 - 223)

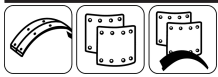
WABCO (Perrot Bremse) (410,0x220,0)



BFMC	WVA	Pcs.	W	iaL	drum ø	Number of holes	[o]
PB/18/1	19847	2	220.0	196.0	410,0	12	
PB/18/2	19699	2	220.0	174,3	410,0	12	x
PB/19/1	19848	4	220.0	196.0	410,0	12	



Illustrations



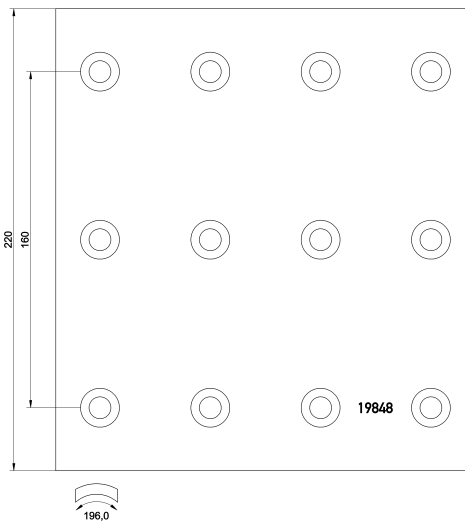
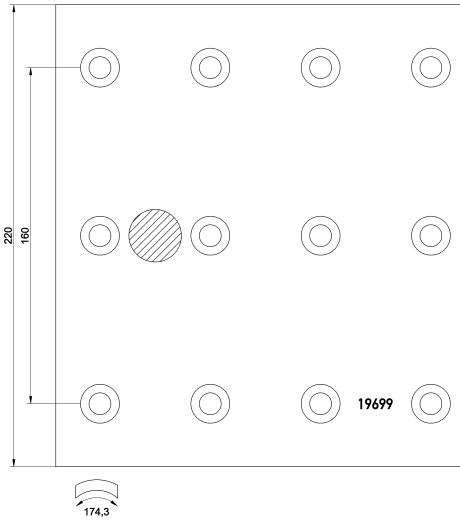
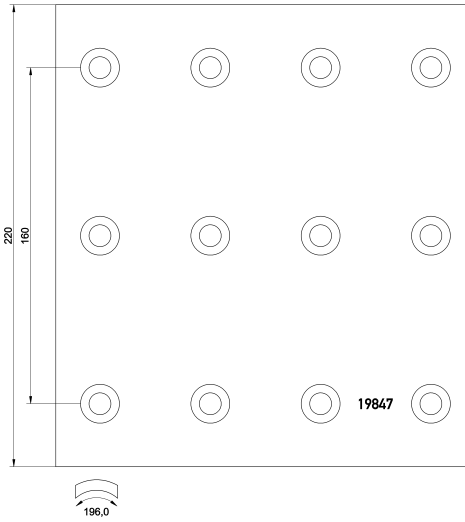
PB18192S7113

W 220.0

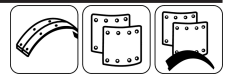
BOVA (Futura, Futura (2-Axles))
MERCEDES-BENZ (CONECTO (O 345))
NEOPLAN (Cityliner, Jetliner, Low Chassis Buses, Megaliner, Megashuttle, Metroliner, N-Serie, Skyliner, Spaceliner, Sportliner, Transliner)
SETRA (Series 200, Serie 200, Series 300, Serie 300)
VAN HOOL (EOS-Models 80 - 223)
WABCO (Perrot Bremse) (410,0x220,0)



BFMC	WVA	Pcs.	W	iaL	drum ø	Number of holes	[o]	
PB/18/1	19847	2	220.0	196,0	410,0	12		
PB/18/2	19699	2	220.0	174,3	410,0	12	x	
PB/19/1	19848	4	220.0	196,0	410,0	12		



Illustrations



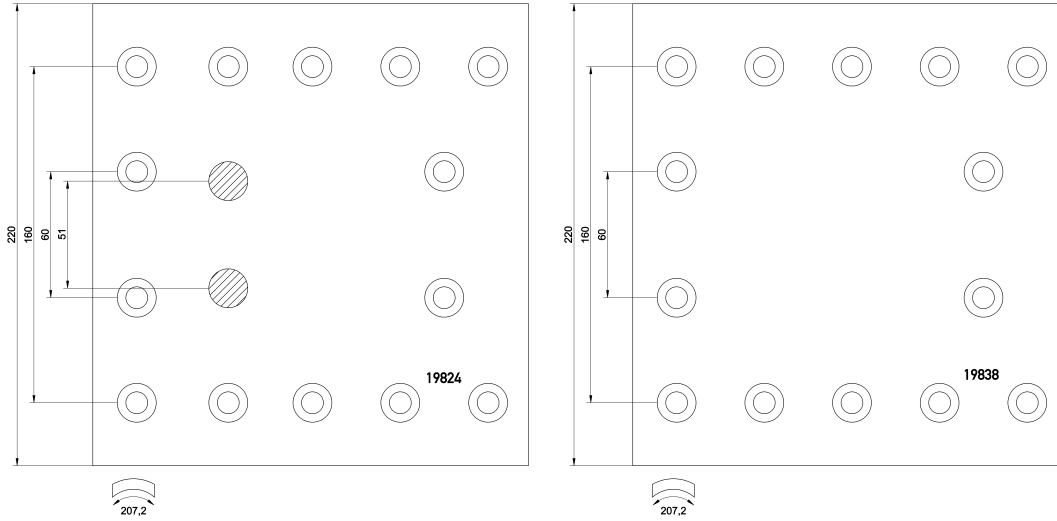
PB3512S7141

W 220.0

IVECO (370 - Series, 380 - Series)
 WABCO (Perrot Bremse) (410,0x220,0)



BFMC	WVA	Pcs.	W	iaL	drum ø	Number of holes	[o]
PB/35/1	19824	2	220.0	207,2	410,0	14	x
PB/35/2	19838	6	220.0	207,2	410,0	14	



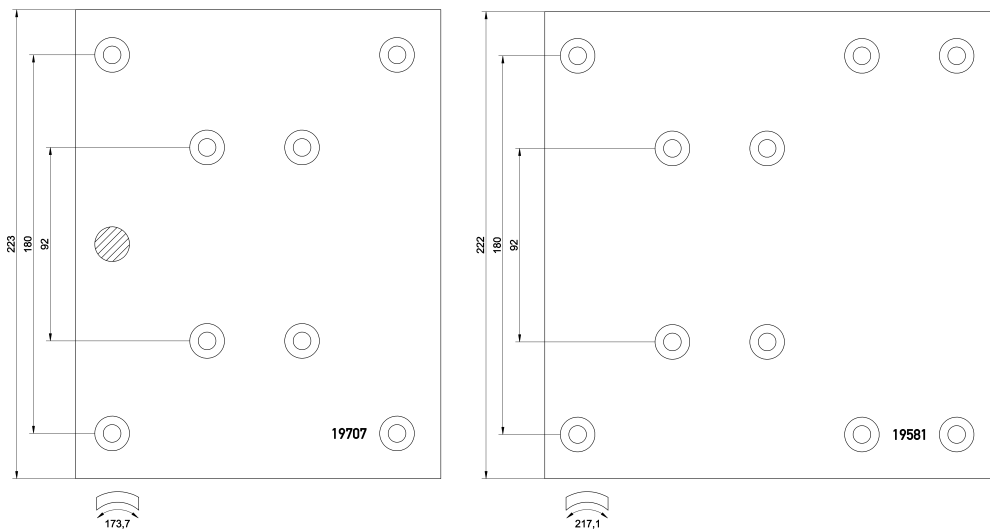
MB76772Y7113

W 222.0

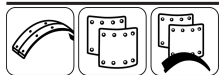
BOVA (Futura)
 MAN (HELICON, HOCL, LION S CITY, LION S COACH, LION S COMFORT, LION S STAR, NG, NL, R, SD, SG, SL II, SÜ, ÜL)
 MERCEDES-BENZ (O 303, O 304, O 305, O 307, O 330, O 405, O 407, O 408, TRAVEGO (O 580))
 NEOPLAN (Cityliner, Jetliner, Skyliner)



BFMC	WVA	Pcs.	W	iaL	drum ø	Number of holes	[o]
MB/76/2	19707	4	222.0	173,7	410,0	8	x
MB/77/2	19581	4	220.0	217,1	410,0	10	



Illustrations



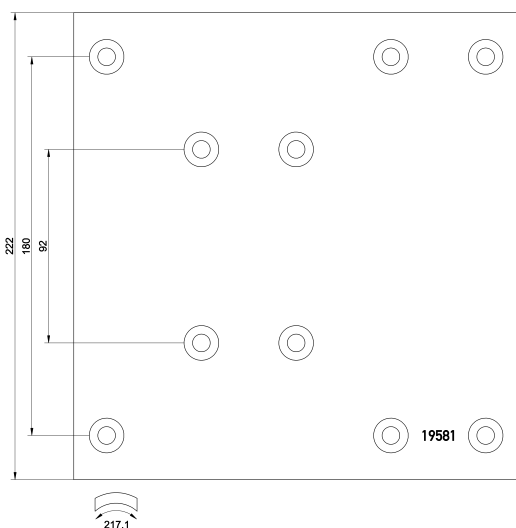
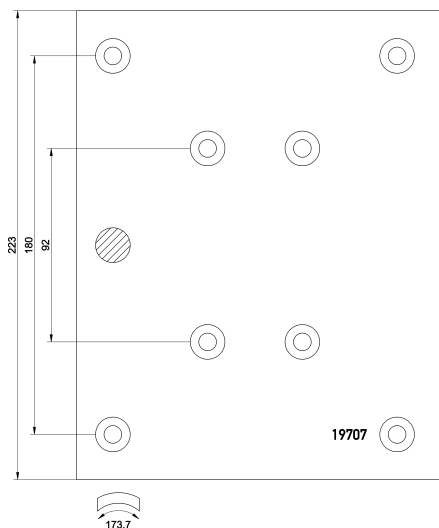
MB76772YX7113

W 222.0

MAN (HELICON, HOCL, LION S CITY, LION S COACH, LION S COMFORT, LION S STAR, NG, NL, R, SD, SG, SL II, SÜ, ÜL)
MERCEDES-BENZ (O 303, O 304, O 305, O 307, O 330, O 405, O 407, O 408, TRAVEGO (O 580))
NEOPLAN (Skyliner)



BFMC	WVA	Pcs.	W	iaL	drum ø	Number of holes	[o]
MB/76/2	19707	4	222.0	173,7	410,0	8	x
MB/77/2	19581	4	220.0	217,1	410,0	10	



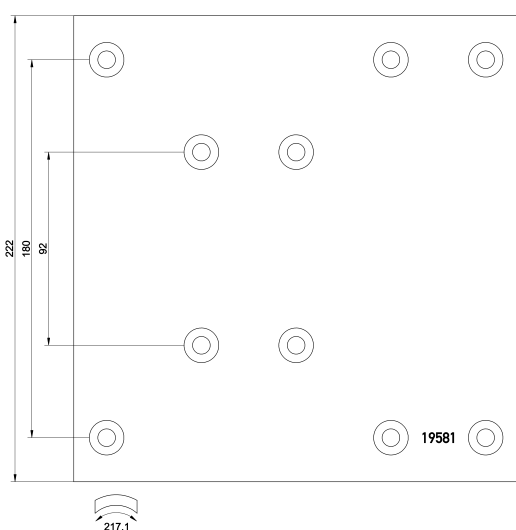
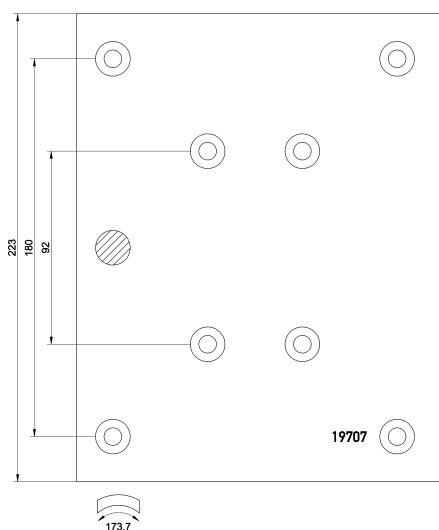
MB76772S7100

W 222.0

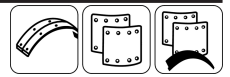
BOVA (Futura)
MAN (HELICON, HOCL, LION S CITY, LION S COACH, LION S COMFORT, LION S STAR, NG, NL, R, SD, SD / SL / NL - Series, SG, SG / NG - Series, SL II, SR - Series, SÜ, ÜL)
MERCEDES-BENZ (O 303, O 304, O 305, O 307, O 330, O 405, O 407, O 408, TRAVEGO (O 580))
NEOPLAN (Cityliner, Jetliner, Skyliner)



BFMC	WVA	Pcs.	W	iaL	drum ø	Number of holes	[o]
MB/76/2	19707	4	222.0	173,7	410,0	8	x
MB/77/2	19581	4	220.0	217,1	410,0	10	



Illustrations

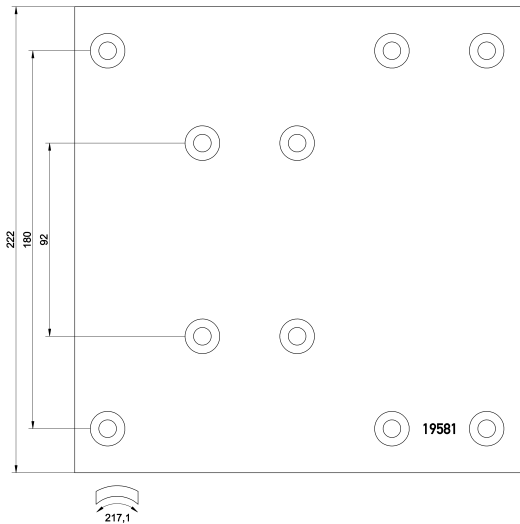
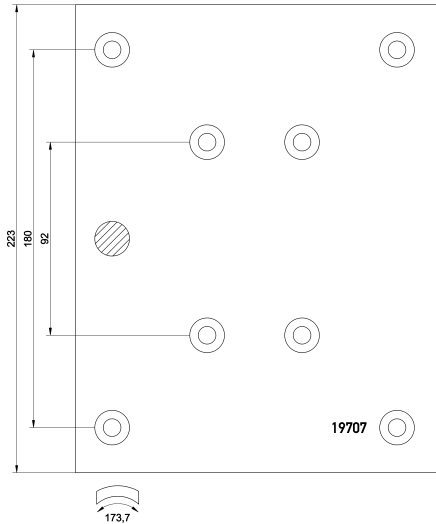

MB76772S7113
W 222.0
BOVA (Futura)

MAN (HELICON, HOCL, LION S CITY, LION S COACH, LION S COMFORT, LION S STAR, NG, NL, R, SD, SD / SL / NL - Series, SG, SG / NG - Series, SL II, SR - Series, SÜ, ÜL)

MERCEDES-BENZ (O 303, O 304, O 305, O 307, O 330, O 405, O 407, O 408, TRAVEGO (O 580))

NEOPLAN (Cityliner, Jetliner, Skyliner)


BFMC	WVA	Pcs.	W	iaL	drum ø	Number of holes	[ø]
MB/76/2	19707	4	222.0	173,7	410,0	8	x
MB/77/2	19581	4	220.0	217,1	410,0	10	

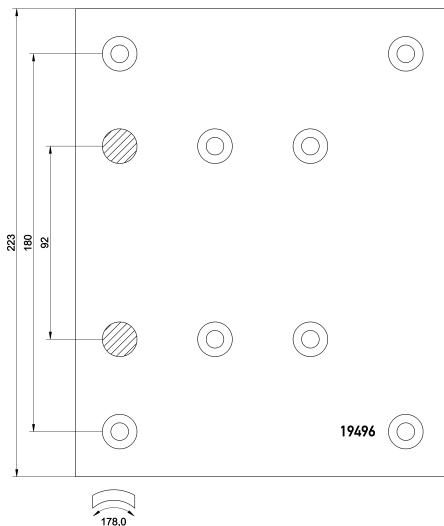

MP362S7100
W 223.0
ERF (ECT)

MAN (14 t - Series, 15 t - Series, 16 t - Series, 17 t - Series, 19 t - Series, 20/22 t - Series, 24 t - Series, 30 t - Series, 32 t - Series, 33 t - Series, 40 t - Series, 41 t - Series, E 2000, EL, EM, F 9, F 90, F 90 - Series (23 t), F 90 - Series (27 t), F 90 - Series (41 t), F 90 - Series (48 t), de acceso bajo, F 90 Unterflur, Véhicule à porteur remorqueur, Cab-over Trucks, Low entry, F 2000, F2000 - Series (48 t), HOCL, Low Chassis Bus - Series, M 90, M 2000 L, M 2000 M, R - Series, S_ - Series, SD, SD / SL - Series, SG - Series, SL, SR - Series, SR, SÜ, TGA)

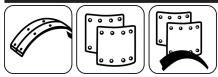
MERCEDES-BENZ (ACTROS, ACTROS MP2 / MP3, AROCS, ATEGO, ATEGO 2, AXOR, AXOR 2, MK, SK, ZETROS)

STEYR (S - Series)


BFMC	WVA	Pcs.	W	iaL	drum ø	Number of holes	[ø]
MP/36/2	19496	8	223.0	178,0	410,0	8	x



Illustrations



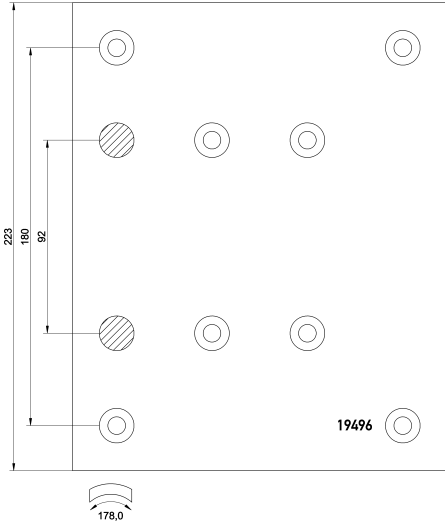
MP362S7115

W 223.0

MERCEDES-BENZ (ACTROS, ACTROS MP2 / MP3, AROCS, ATEGO, ATEGO 2, AXOR, AXOR 2, MK, OH Series, OH Serie, SK, UNIMOG, ZETROS)



BFMC	WVA	Pcs.	W	iaL	drum ø	Number of holes	[ø]	
MP/36/2	19496	8	223.0	178,0	410,0	8	x	



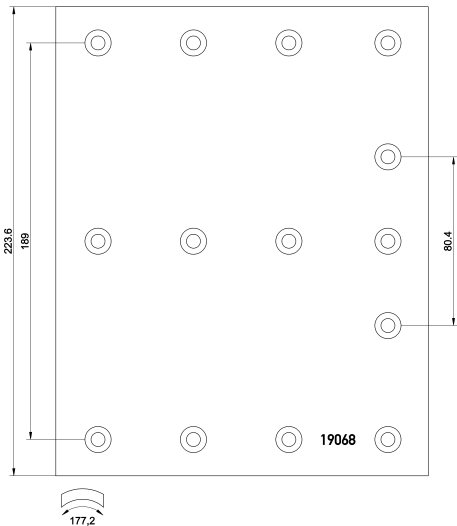
VL892S7100

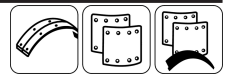
W 223.6

DENNIS (Dart Series, Javelin Series, Sabre Fire Engine)
VOLVO (B 7 - Series, B 7, B 10 - Series, B 12 - Series)



BFMC	WVA	Pcs.	W	iaL	drum ø	Number of holes	[ø]	
VL/89/2	19068	8	223.6	177,2	410,0	14		





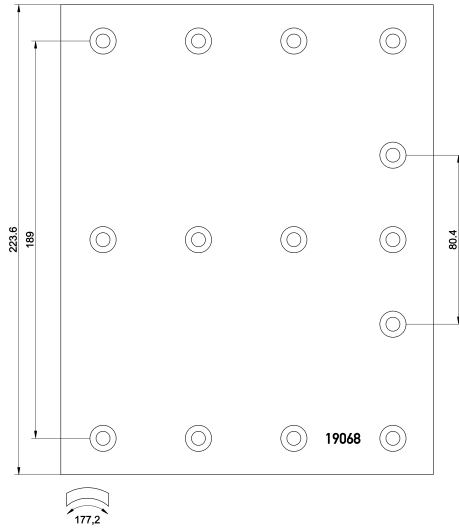
VL892S7113

W 223.6

VOLVO (B 7)



BFMC	WVA	Pcs.	W	iaL	drum ø	Number of holes	[o]
VL/89/2	19068	8	223.6	177.2	410,0	14	



VL892S7115

W 223.6

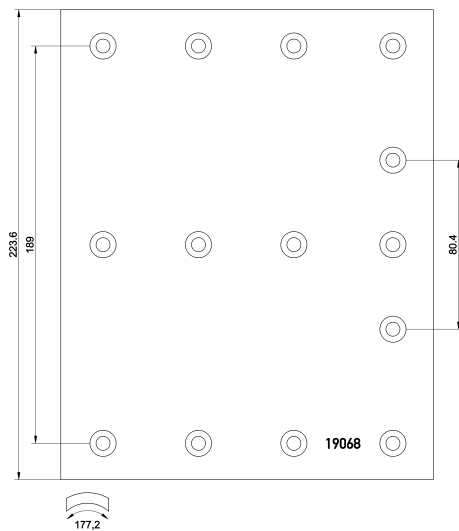
RENAULT TRUCKS (Kerax, K-Serie)

SEDDON DIESEL (Strato (4-Axles), Strato TC - Series (4-Axles))

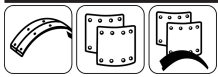
VOLVO (B 10 - Series, F 12, F 16, FH 12, FH 16, FM 7, FM 10, FM 12, N 12 - Series, NH 12, Olympia - Series)



BFMC	WVA	Pcs.	W	iaL	drum ø	Number of holes	[o]
VL/89/2	19068	8	223.6	177.2	410,0	14	



Illustrations



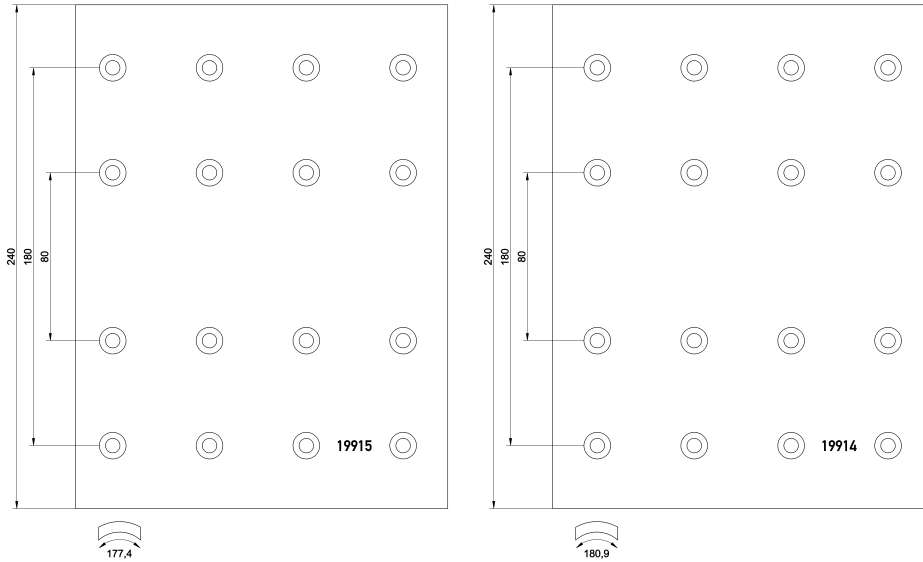
DF38391S7100

W 240.0

DAF (95, SB - Series)



BFMC	WVA	Pcs.	W	iaL	drum ø	Number of holes	[o]
DF/38/1	19915	4	240.0	177,4	420,0	16	
DF/39/1	19914	4	240.0	180,9	420,0	16	



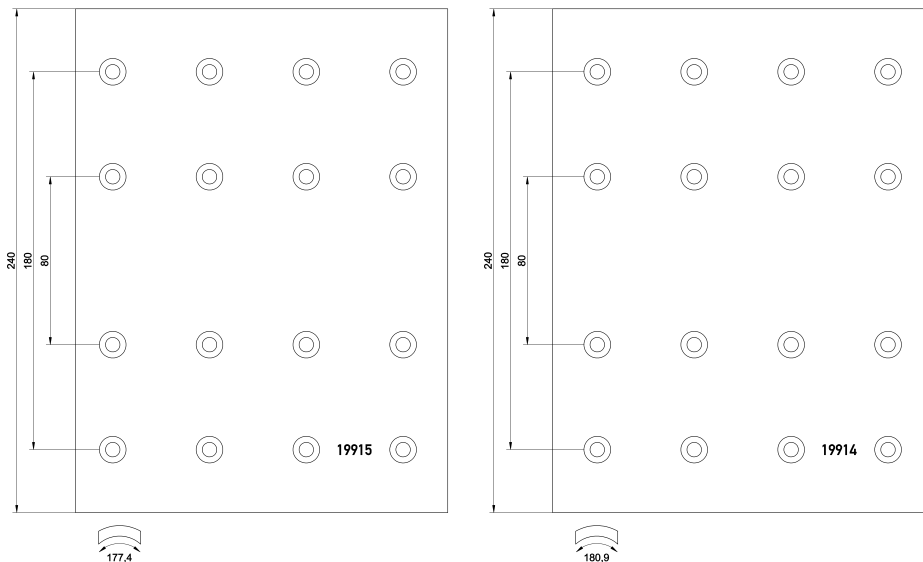
DF38391S7203

W 240.0

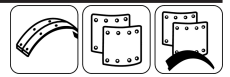
DAF (95, SB - Series)



BFMC	WVA	Pcs.	W	iaL	drum ø	Number of holes	[o]
DF/38/1	19915	4	240.0	177,4	420,0	16	
DF/39/1	19914	4	240.0	180,9	420,0	16	



Illustrations



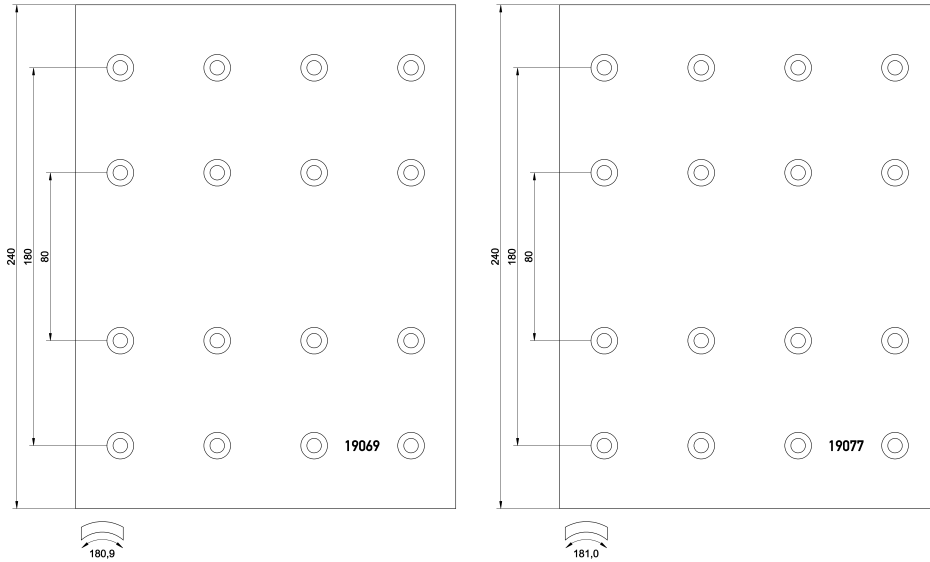
DF50511S7113

W 240.0

DAF (95, MB - Series, SB - Series, SB)



BFMC	WVA	Pcs.	W	iaL	drum ø	Number of holes	[o]
DF/50/1	19069	4	240.0	180,9	406,5	16	
DF/51/1	19077	4	240.0	181,0	406,5	16	



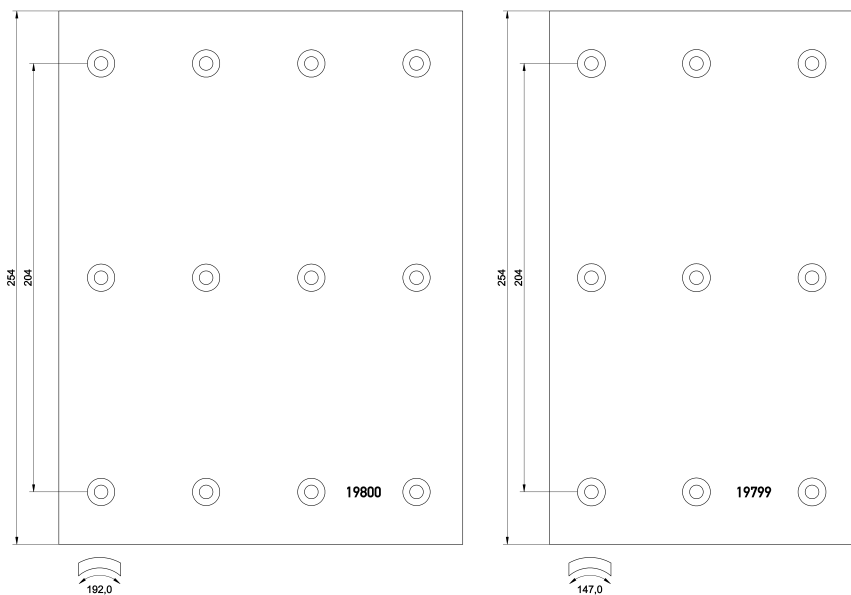
VL81821S7100

W 254.0

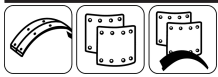
VOLVO (B 7 - Series, B 10 - Series, F 12 - Series, F 12)



BFMC	WVA	Pcs.	W	iaL	drum ø	Number of holes	[o]
VL/81/1	19800	4	254.0	192,0	394,0	12	
VL/82/1	19799	4	254.0	147,0	394,0	9	



Illustrations



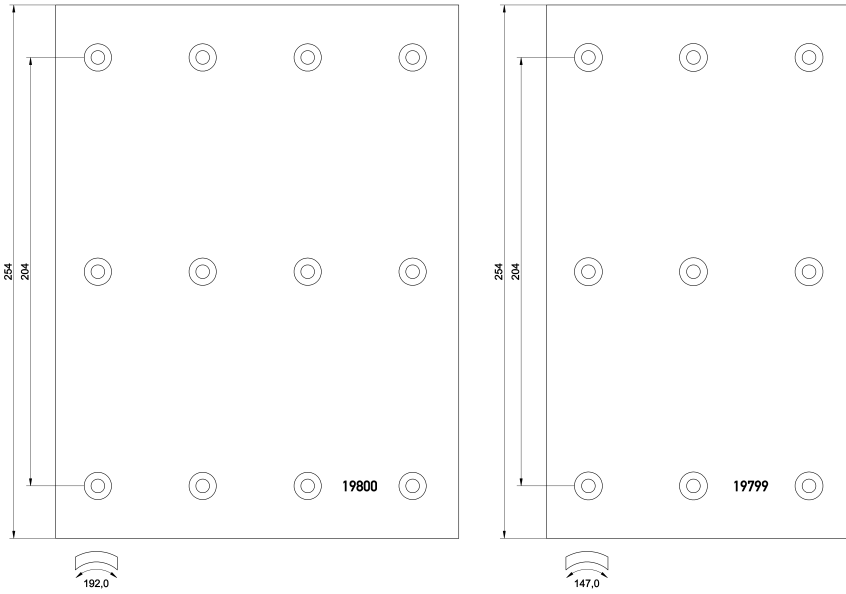
VL81821S7113

W 254.0

VOLVO (B 7 - Series, B 10 - Series, F 12 - Series, F 12)



BFMC	WVA	Pcs.	W	iaL	drum ø	Number of holes	[o]	
VL/81/1	19800	4	254.0	192,0	394,0	12		
VL/82/1	19799	4	254.0	147,0	394,0	9		



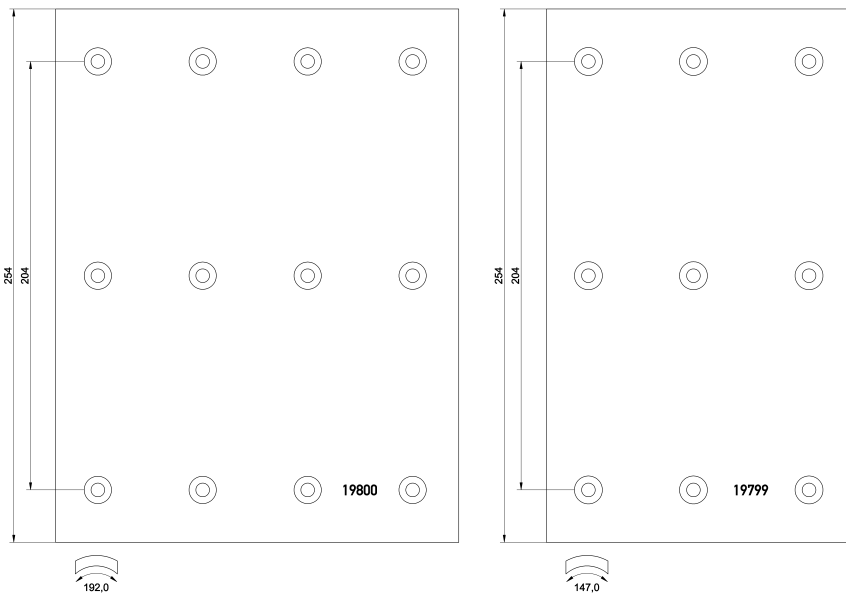
VL81821S7115

W 254.0

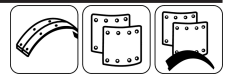
VOLVO (B 7 - Series, B 10 - Series)



BFMC	WVA	Pcs.	W	iaL	drum ø	Number of holes	[o]	
VL/81/1	19800	4	254.0	192,0	394,0	12		
VL/82/1	19799	4	254.0	147,0	394,0	9		



Illustrations



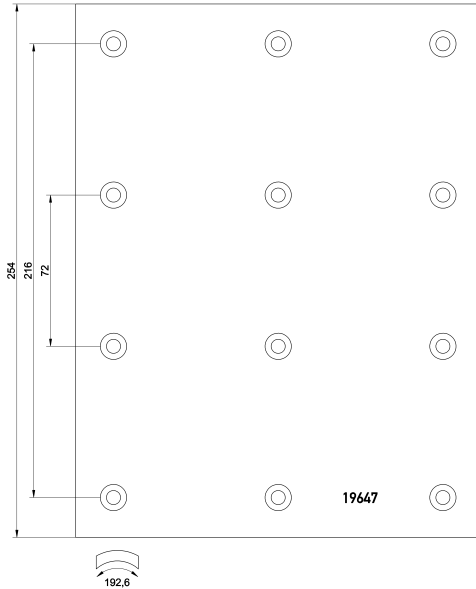
SV341S7100

W 254.0

NEOPLAN (Cityliner,)
 SCANIA (Serie 2, 2 - series, 413,0x254,0)



BFMC	WVA	Pcs.	W	iaL	drum ø	Number of holes	[o]	
SV/34/1	19647	8	254.0	192,6	413,0	12		



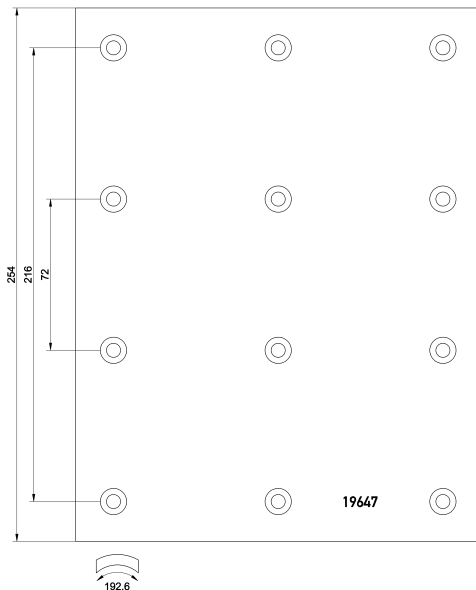
SV341S7115

W 254.0

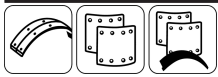
NEOPLAN (Cityliner,)
 SCANIA (Serie 2, 2 - series, 413,0x254,0)



BFMC	WVA	Pcs.	W	iaL	drum ø	Number of holes	[o]	
SV/34/1	19647	8	254.0	192,6	413,0	12		



Illustrations



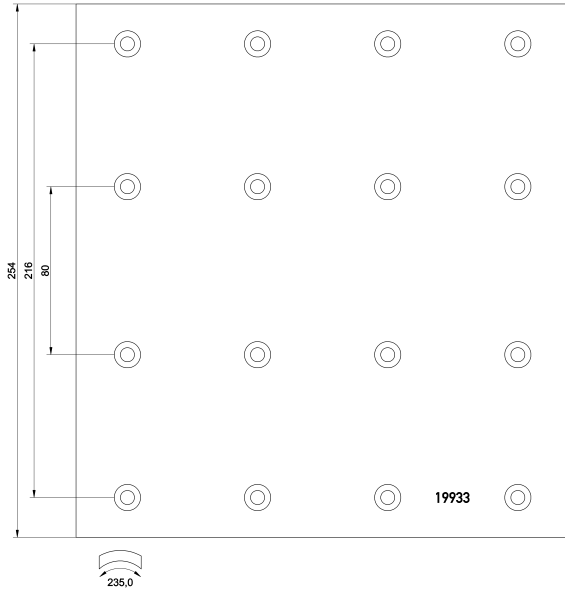
SV422S7100

W 254.0

SCANIA (3 - series, Serie 3, Bus Serie 3, 3 - series bus, Serie 4, 4 - series, 413,0x254,0, C / N - Buses)



BFMC	WVA	Pcs.	W	iaL	drum ø	Number of holes	[o]	
SV/42/2	19933	4	254.0	235,0	413,0	16		



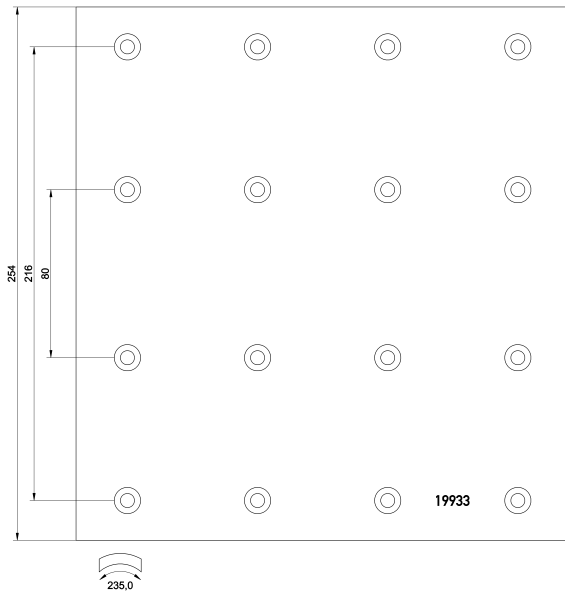
SV422S7113

W 254.0

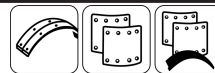
SCANIA (Bus Serie 3, 3 - series bus)



BFMC	WVA	Pcs.	W	iaL	drum ø	Number of holes	[o]	
SV/42/2	19933	4	254.0	235,0	413,0	16		



Illustrations




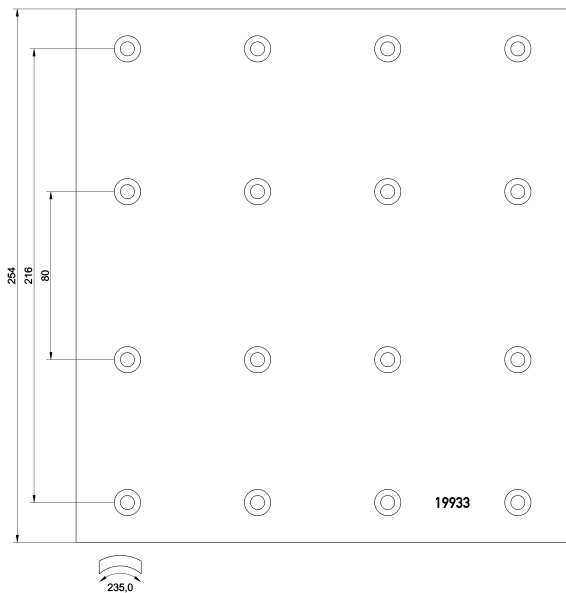
SV422S7115

W 254.0

SCANIA (3 - series, Serie 3, Bus Serie 3, 3 - series bus, Serie 4, 4 - series, 413,0x254,0, C / N - Buses)

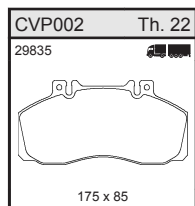


BFMC	WVA	Pcs.	W	iaL	drum ø	Number of holes	[ø]
SV/42/2	19933	4	254.0	235,0	413,0	16	

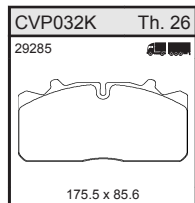


Illustrations

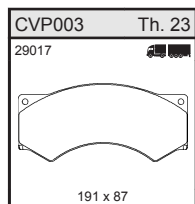
ATE



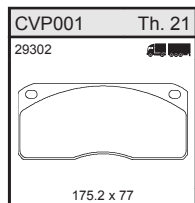
AUTOSAN



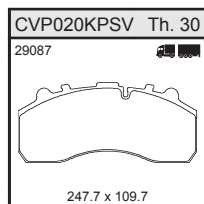
AVIA



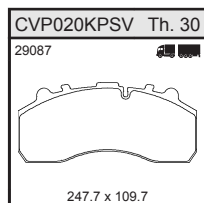
AWD



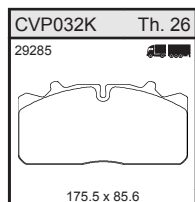
AYATS



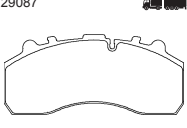
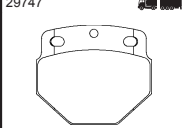
BERKHOF



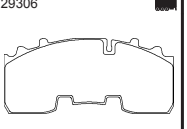
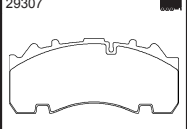
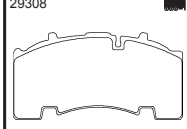
BMC



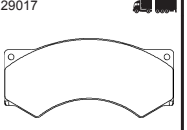
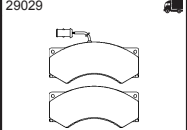
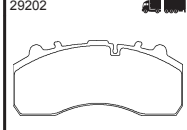
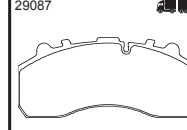

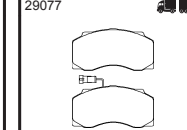
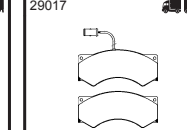
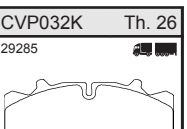
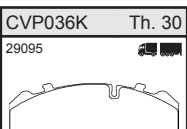
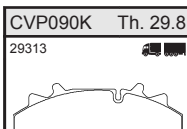
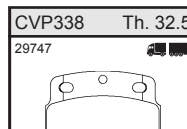
BOVA

CVP020KPSV Th. 30 29087  247.7 x 109.7	CVP338 Th. 32.5 29747  139.5 x 121
---	--

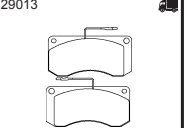
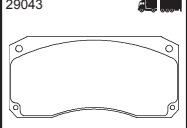
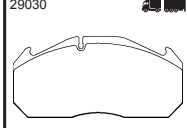
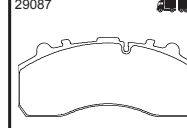
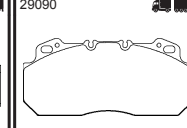
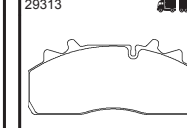
BPW

CVP092K Th. 30 29306  210.9 x 92.5	CVP093K Th. 30 29307  247.7 x 109.7	CVP094K Th. 30 29308  210.9 x 108.3
---	---	---

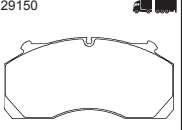
DAF

CVP003 Th. 23 29017  191 x 87	CVP005 Th. 23 29029  191 x 87	CVP020KHD Th. 30 29202  247.7 x 109.7	CVP020KPSV Th. 30 29087  247.7 x 109.7	CVP020K Th. 30 29202  247.7 x 109.7	CVP022 Th. 27 29077  204.5 x 106	CVP027 Th. 23 29017  191 x 87
CVP032K Th. 26 29285  175.5 x 85.6	CVP036K Th. 30 29095  210.7 x 92.5	CVP090K Th. 29.8 29313  210.6 x 92.3	CVP338 Th. 32.5 29747  139.5 x 121			

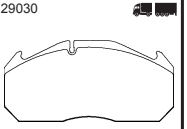
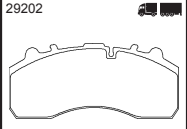
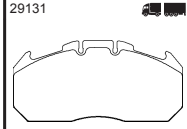
DENNIS

CVP006 Th. 21.5 29013  180 x 86	CVP009 Th. 24 29043  204 x 96	CVP013K Th. 28.2 29030  249.6 x 118.4	CVP020KPSV Th. 30 29087  247.7 x 109.7	CVP023K Th. 28.2 29090  249.6 x 114.2	CVP090K Th. 29.8 29313  210.6 x 92.3
--	---	---	--	--	--

DEN OUDSTEN BUSSEN

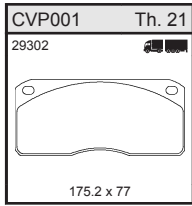
CVP081 Th. 30 29150  245 x 120

ERF

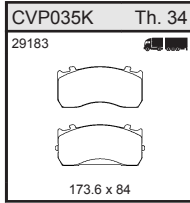
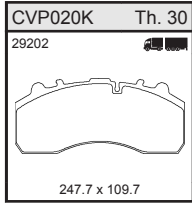
CVP013K Th. 28.2 29030  249.6 x 118.4	CVP020K Th. 30 29202  247.7 x 109.7	CVP088K Th. 30.2 29131  249.6 x 118.2
--	---	---

Illustrations

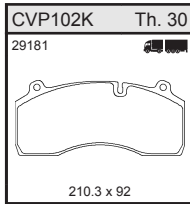
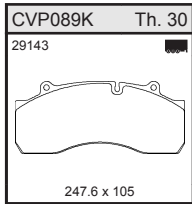
FORD



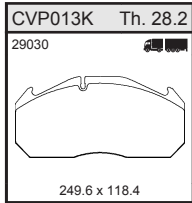
GRANNING LYNX



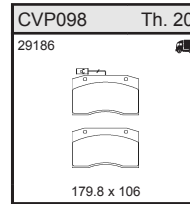
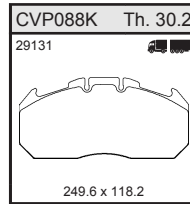
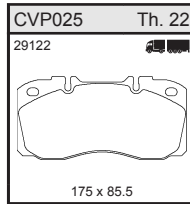
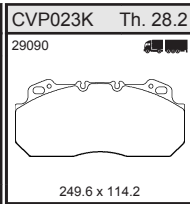
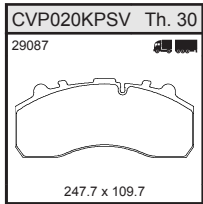
HALDEX



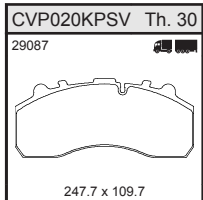
HEULIEZ



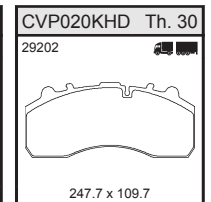
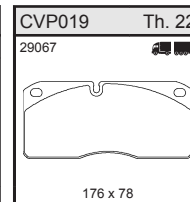
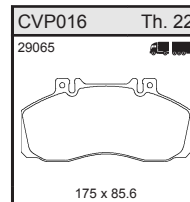
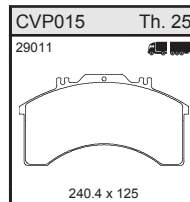
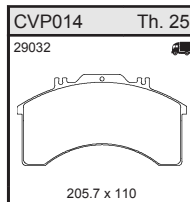
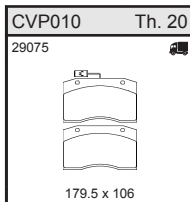
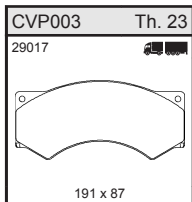
IRISBUS



IRIZAR



IVECO



Illustrations

IVECO

CVP020KPSV Th. 30 29087 247.7 x 109.7	CVP020K Th. 30 29202 247.7 x 109.7	CVP025 Th. 22 29122 175 x 85.5	CVP027 Th. 23 29017 191 x 87	CVP032K Th. 26 29285 175.5 x 85.6	CVP036K Th. 30 29095 210.7 x 92.5	CVP083K Th. 30 29196 247.6 x 107.6
CVP098 Th. 20 29186 179.8 x 106	CVP106K Th. 27 29256 175.4 x 95					

JELCZ

CVP032K Th. 26 29285 175.5 x 85.6
--

KAMAZ

CVP035K Th. 34 29183 173.6 x 84
--

KAROSA

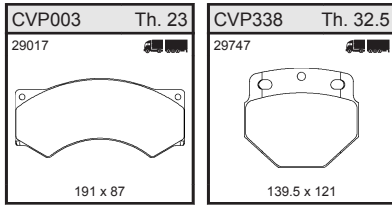
CVP013K Th. 28.2 29030 249.6 x 118.4	CVP020KPSV Th. 30 29087 247.7 x 109.7
---	--

KNORR BREMSE

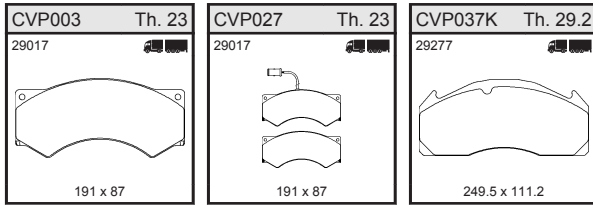
CVP020KPSV Th. 30 29087 247.7 x 109.7	CVP020K Th. 30 29202 247.7 x 109.7	CVP035K Th. 34 29183 173.6 x 84	CVP036K Th. 30 29095 210.7 x 92.5	CVP082K Th. 30 29095 210.7 x 92.5	CVP083K Th. 30 29196 247.6 x 107.6	CVP092K Th. 30 29306 210.9 x 92.5
CVP093K Th. 30 29307 247.7 x 109.7	CVP094K Th. 30 29308 210.9 x 108.3	CVP319 Th. 20 29498 179 x 103	CVP338 Th. 32.5 29747 139.5 x 121			

Illustrations

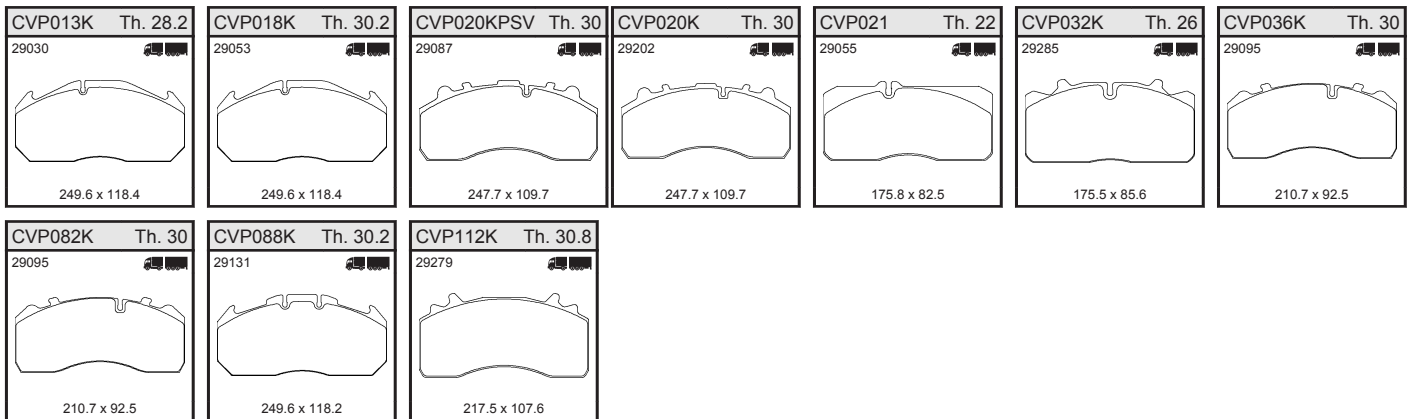
LEYLAND



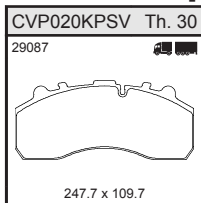
LEYLAND-DAF



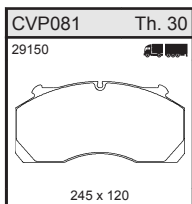
MAN



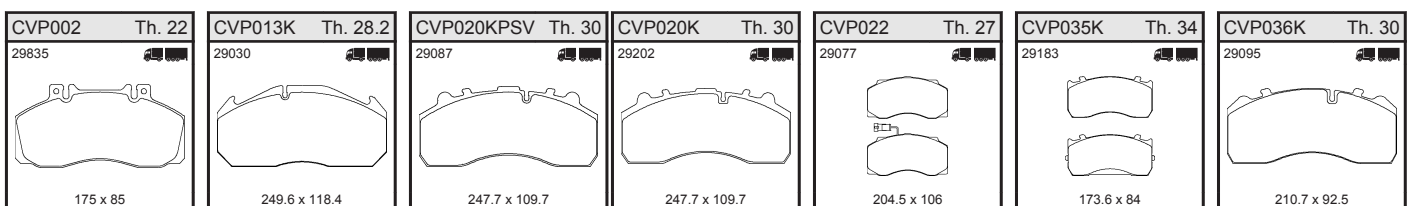
MCV Corporate Group



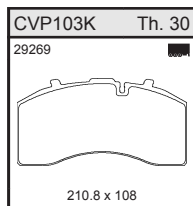
MENARINI



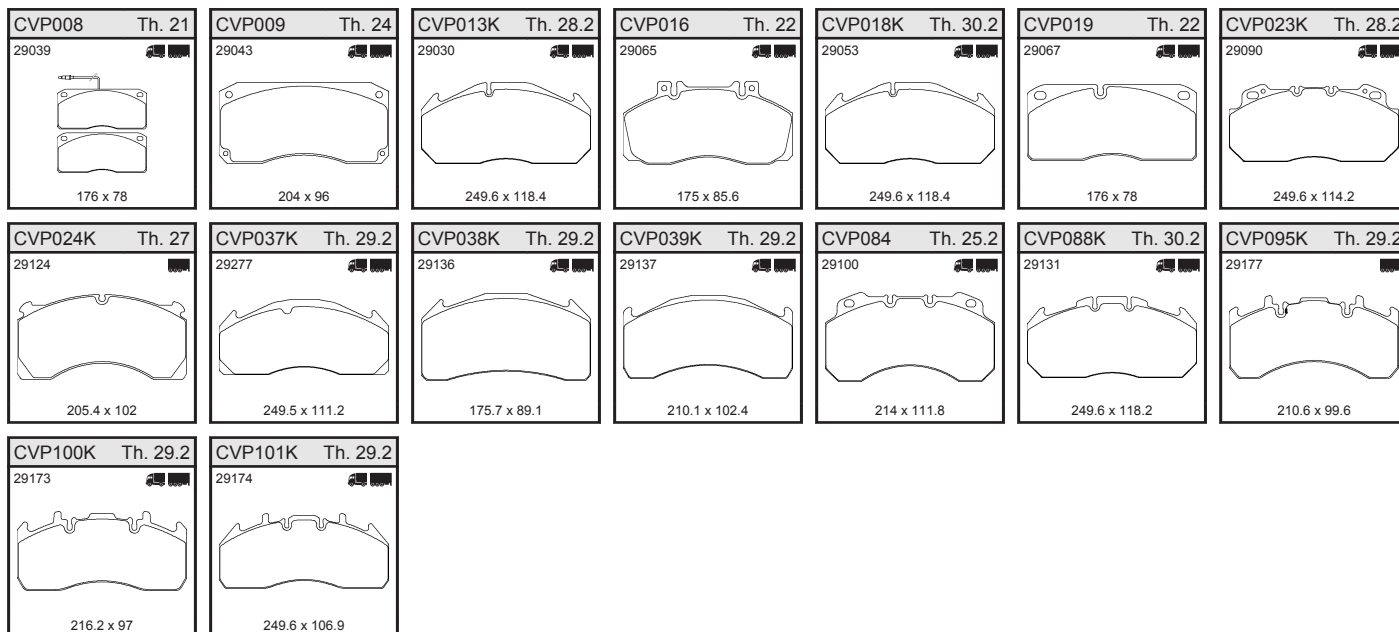
MERCEDES-BENZ



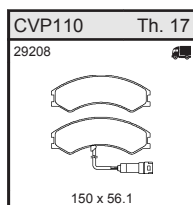
MERCEDES-BENZ



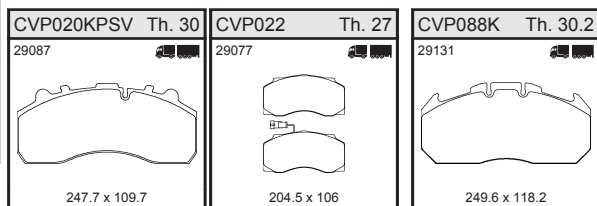
MERITOR



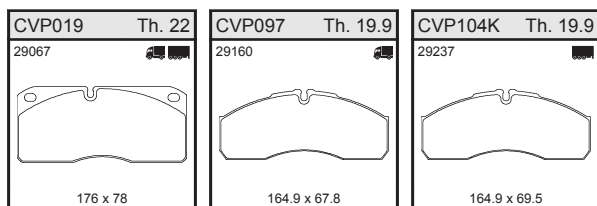
MULTICAR



NEOPLAN



NISSAN



Illustrations

OPTARE

CVP001 Th. 21 29302 175.2 x 77	CVP002 Th. 22 29835 175 x 85	CVP020KPSV Th. 30 29087 247.7 x 109.7	CVP032K Th. 26 29285 175.5 x 85.6	CVP036K Th. 30 29095 210.7 x 92.5
---	---	--	--	--

PLAXTON

CVP002 Th. 22 29835 175 x 85	CVP023K Th. 28.2 29090 249.6 x 114.2	CVP032K Th. 26 29285 175.5 x 85.6	CVP036K Th. 30 29095 210.7 x 92.5	CVP037K Th. 29.2 29277 249.5 x 111.2
---	---	--	--	---

RENAULT TRUCKS

CVP006 Th. 21.5 29013 180 x 86	CVP009 Th. 24 29043 204 x 96	CVP011 Th. 19.2 29072 170 x 111	CVP012 Th. 20 29044 236 x 95	CVP013K Th. 28.2 29030 249.6 x 118.4	CVP016 Th. 22 29065 175 x 85.6	CVP019 Th. 22 29067 176 x 78
CVP020KPSV Th. 30 29087 247.7 x 109.7	CVP023K Th. 28.2 29090 249.6 x 114.2	CVP031 Th. 20.5 29097 180 x 86	CVP032K Th. 26 29285 175.5 x 85.6	CVP084 Th. 25.2 29100 214 x 111.8	CVP088K Th. 30.2 29131 249.6 x 118.2	CVP095K Th. 29.2 29177 210.6 x 99.6
CVP100K Th. 29.2 29173 216.2 x 97	CVP101K Th. 29.2 29174 249.6 x 106.9	CVP102K Th. 30 29181 210.3 x 92				

ROCKWELL

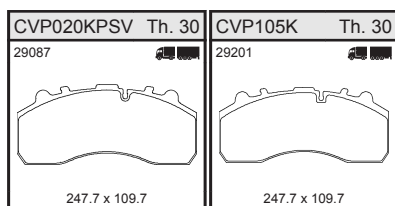
CVP024K Th. 27 29124 205.4 x 102	CVP037K Th. 29.2 29277 249.5 x 111.2	CVP088K Th. 30.2 29131 249.6 x 118.2	CVP095K Th. 29.2 29177 210.6 x 99.6
---	---	---	--

SAF

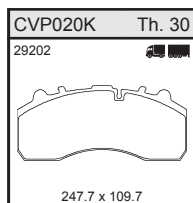
CVP036K Th. 30 29095 210.7 x 92.5	CVP089K Th. 30 29143 247.6 x 105	CVP090K Th. 29.8 29313 210.6 x 92.3	CVP096K Th. 31.7 29336 210.6 x 109.55	CVP103K Th. 30 29269 210.8 x 108	CVP113K Th. 30 29175 247.5 x 105
--	---	--	--	---	---

Illustrations

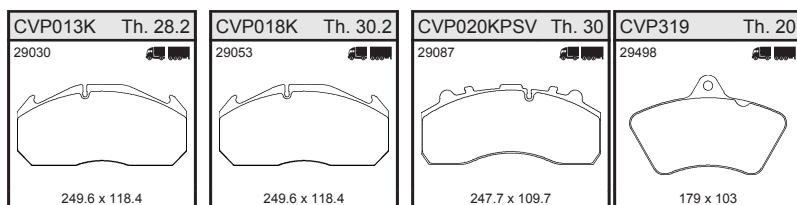
SCANIA



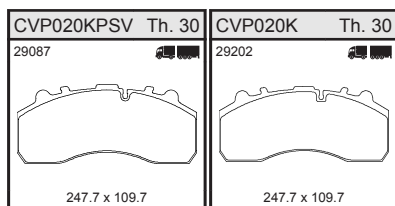
SCHMITZ Cargobull



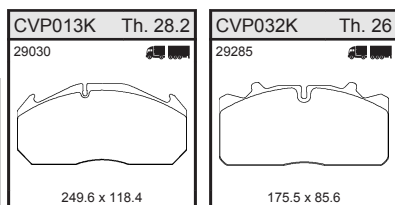
SETRA



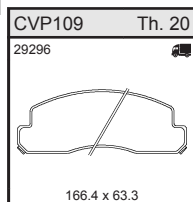
SOLARIS



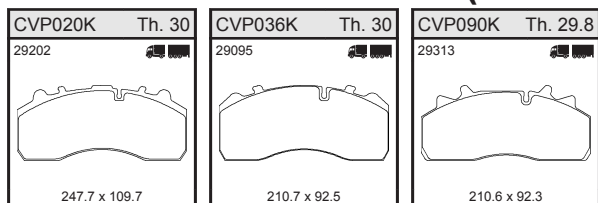
TEMSA



TOYOTA

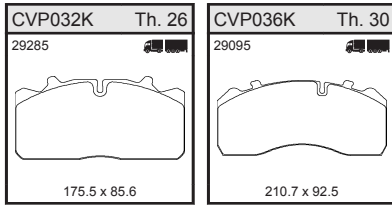


TREKAMP & GEHLE (GIGANT)

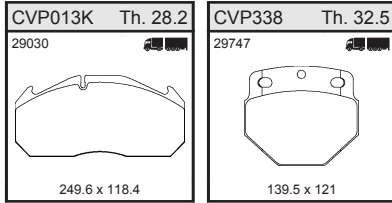


Illustrations

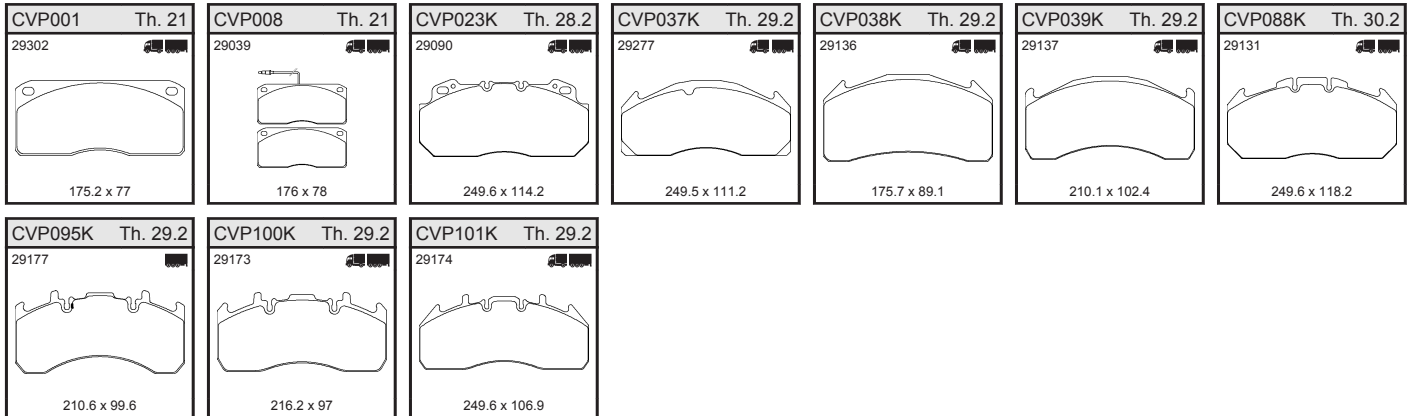
TVM



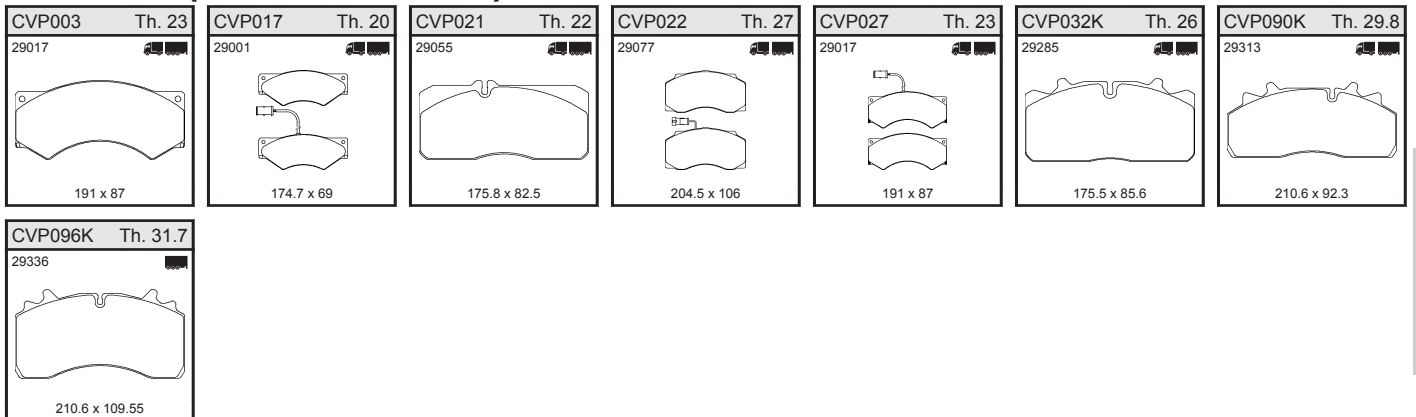
VAN HOOL



VOLVO



WABCO (Perrot Bremse)

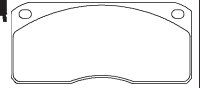




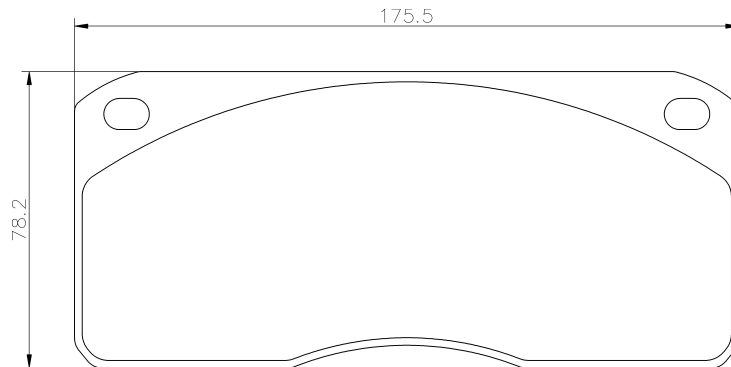
CVP001

Th 21 [-] 29302

AWD (T-Series)
FORD (Cargo - Series, Cargo)
OPTARE (Metrorider)
VOLVO (FL 4, FL 6)



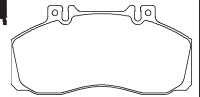
Girling B-FRAME



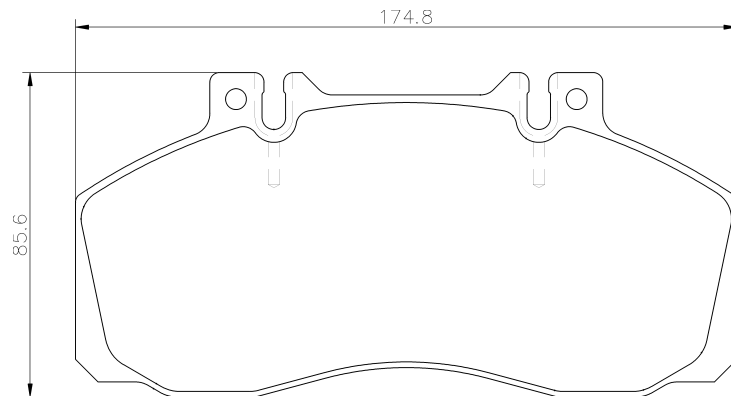
CVP002

Th 22 [o] 29835

ATE (MERCEDES-BENZ)
MERCEDES-BENZ (Medio, O 409, VARIO)
OPTARE (Nouvelle, TORO)
PLAXTON (BEAVER)



Lucas B2x60



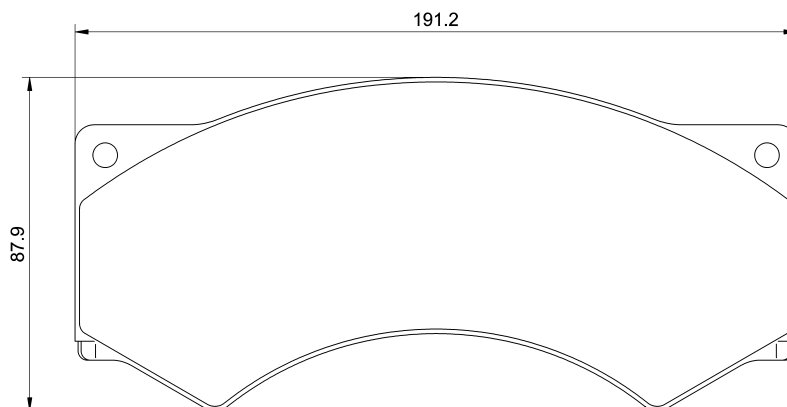
CVP003

Th 23 [-] 29017

AVIA (A-Line, D-Line)
DAF (45, F 600, F 800, F 1000)
IVECO (Zeta)
LEYLAND (Swift)
LEYLAND-DAF (45 - Series, Roadrunner)
WABCO (Perrot Bremse) (DAF, IVECO, LEYLAND/DAF)



Wabco 456 F--



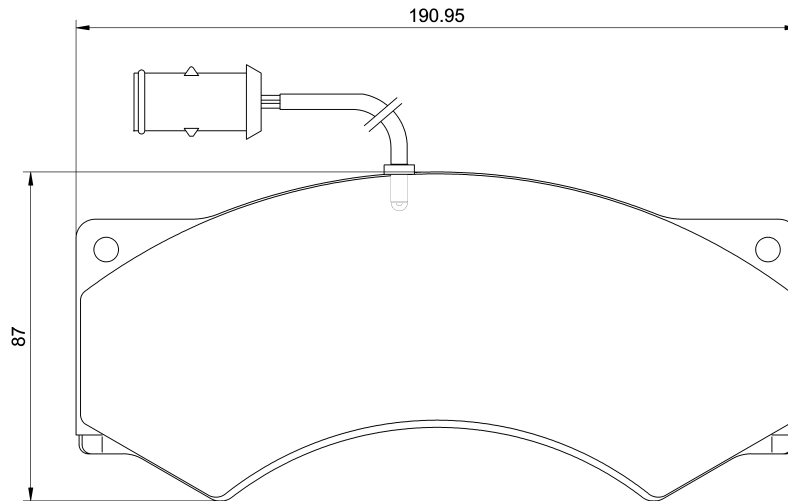
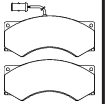
Illustrations



CVP005

Th 23 [+] 29029

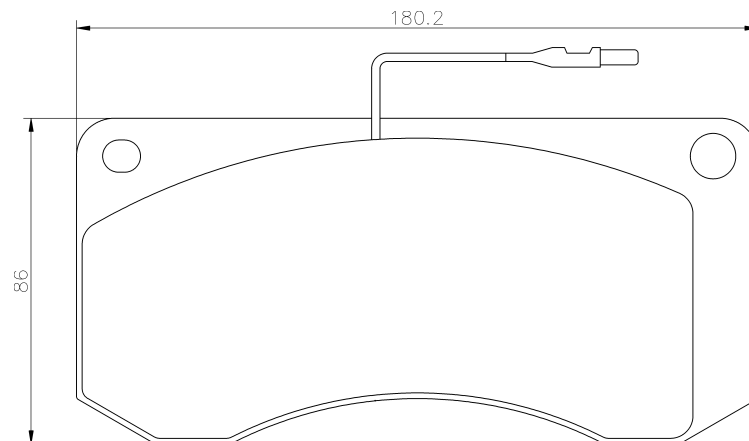
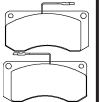
DAF (45)



CVP006

Th 21.5 [+] 29013

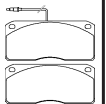
DENNIS (Rapier Fire Engine)
RENAULT TRUCKS (Midliner, S - Series Midliner)



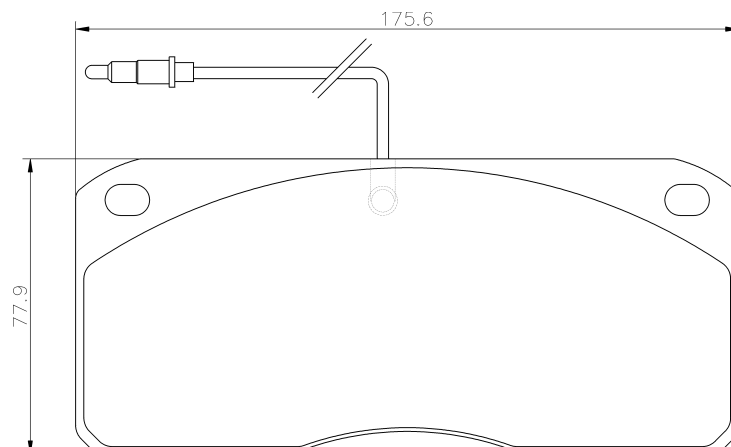
CVP008

Th 21 [+] 29039

MERITOR (Ford, Volvo)
VOLVO (FL 6, FLC)



Lucas B2x68

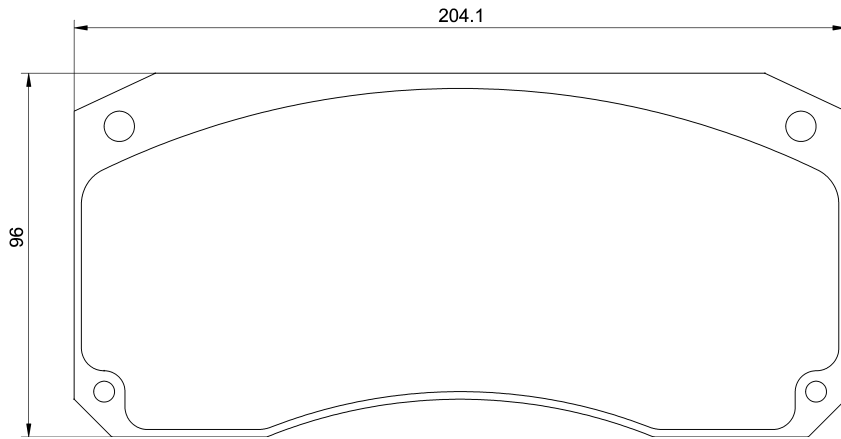




CVP009

Th 24 [-] 29043

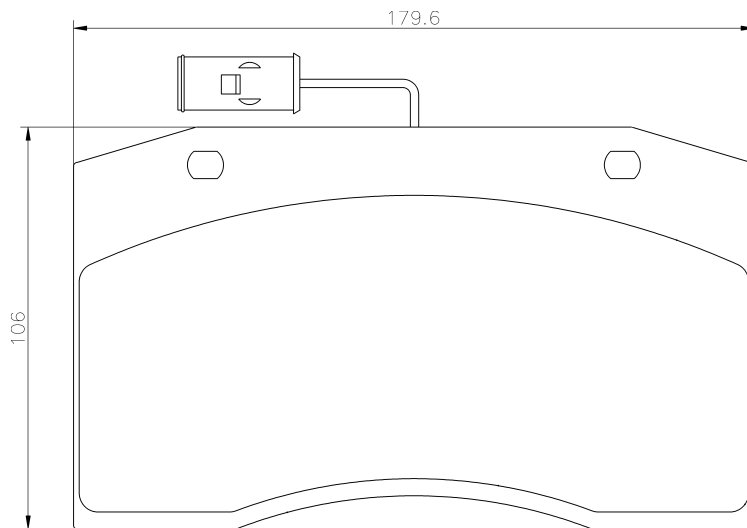
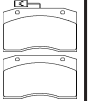
DENNIS (Javelin Series)
MERITOR (Renault Trucks)
RENAULT TRUCKS (AE - Series / Magnum, Magnum, Major, R)



CVP010

Th 20 [+] 29075

IVECO (370 - Series, 380 - Series, Cityclass, City Class)



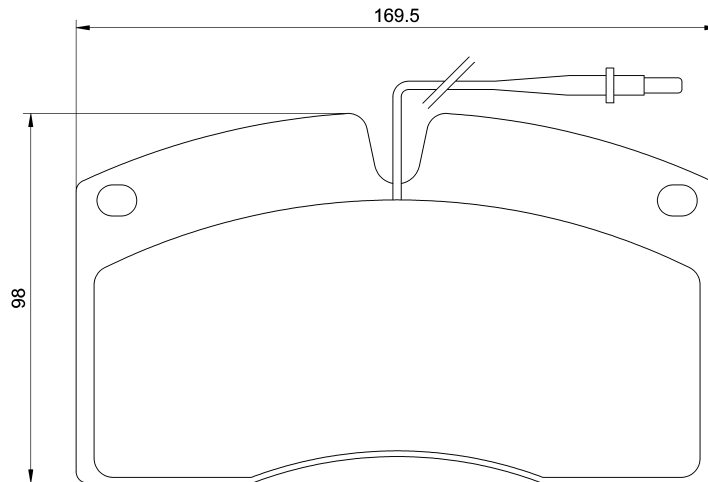
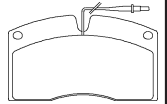
Illustrations



CVP011

Th 19.2 [+] 29072

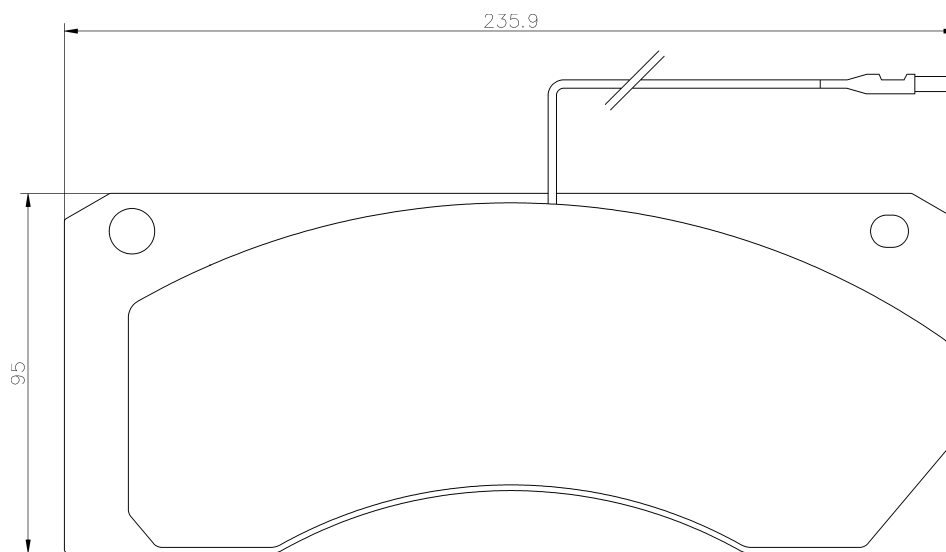
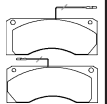
RENAULT TRUCKS (R - Bus, R)



CVP012

Th 20 [+] 29044

RENAULT TRUCKS (FR1, FR - Bus)

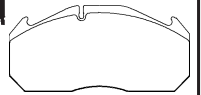





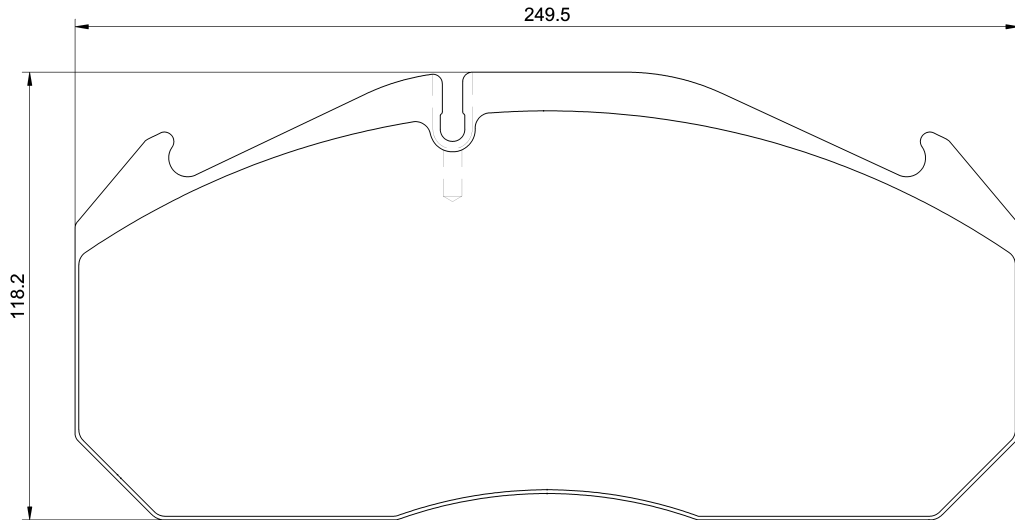
CVP013K

Th 28.2 [o] 29030

- DENNIS (Lancet Series)
- ERF (ECS - Series, ECX - Series)
- HEULIEZ (Acess-bus)
- KAROSA (Agora)
- MAN (E 2000, EL, EM, F 90, F 90 - Series (27 t), F 90 - Series (48 t), F 2000, FOCL, HOCL, LC, LION S CITY, LION S COACH, LION S COMFORT, LION S STAR, M 2000 L, M 2000 M, NG, NL, NÜ, TGA, ÚL)
- MERCEDES-BENZ (O 340, O 404, TOURISMO (O 350))
- MERITOR (D3 - Brake - Kaessbohrer, D3 - Brake - Mercedes-Benz, D3 - Brake - Renault Trucks, D-ELSA 1 - Brake - MAN)
- RENAULT TRUCKS (Agora, Iliade, Magnum, Major, Premium)
- SETRA (Serie 300, Series 300)
- TEMSA (Diamond)
- VAN HOOL (A-Serie, Low floor buses, T-Serie)



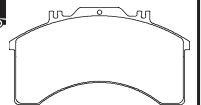
Meritor D-3



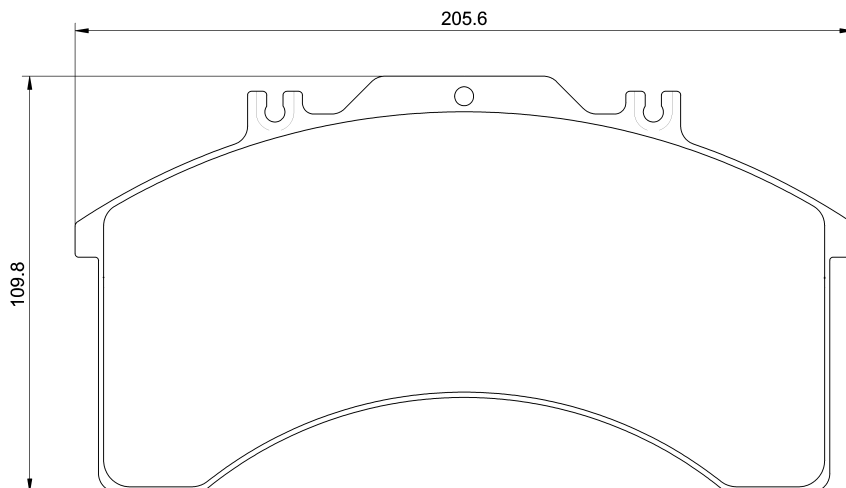
CVP014

Th 25 [o] 29032

- IVECO (EuroCargo, EuroFire)



Bendix



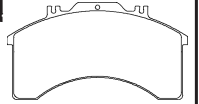
Illustrations



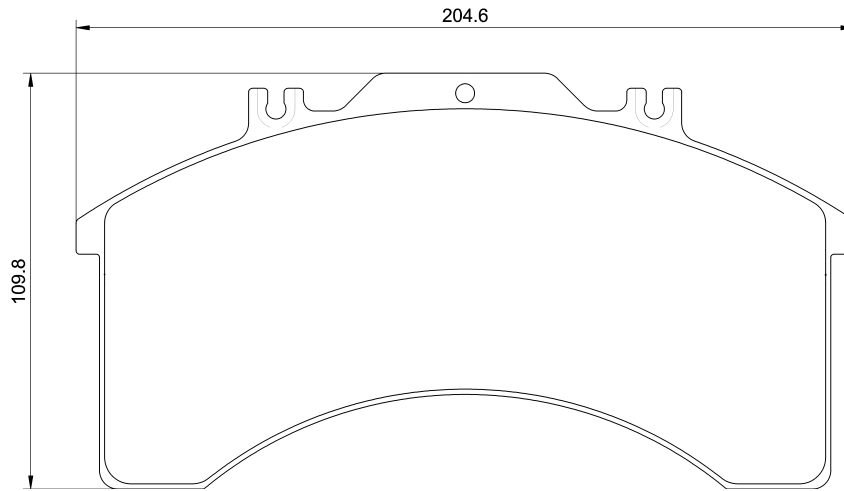
CVP015

Th 25 [o] 29011

IVECO (EuroCargo, EuroStar, EuroTech MH, EuroTech MP, EuroTech MT)



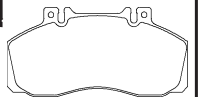
Bendix



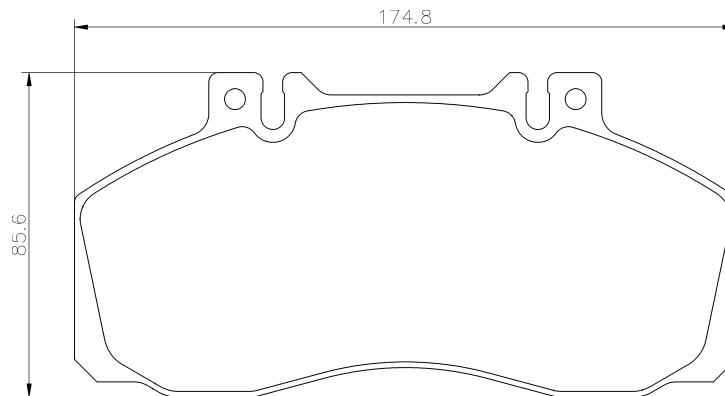
CVP016

Th 22 [o] 29065

IVECO (EuroCargo)
MERITOR (Iveco, Renault Trucks)
RENAULT TRUCKS (Midliner)



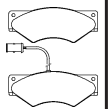
Lucas B2x60



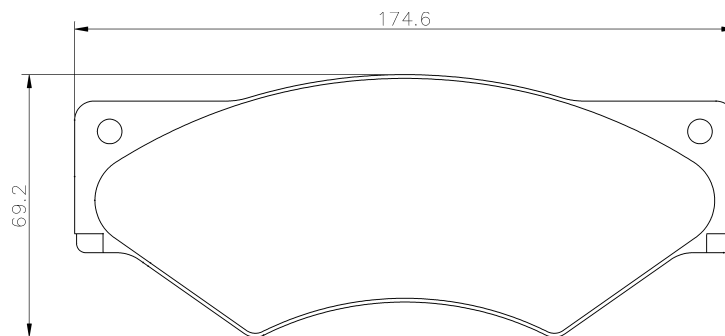
CVP017

Th 20 [+] 29001

WABCO (Perrot Bremse) (IVECO)



Wabco 450 F--



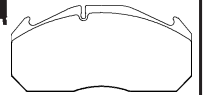
Illustrations




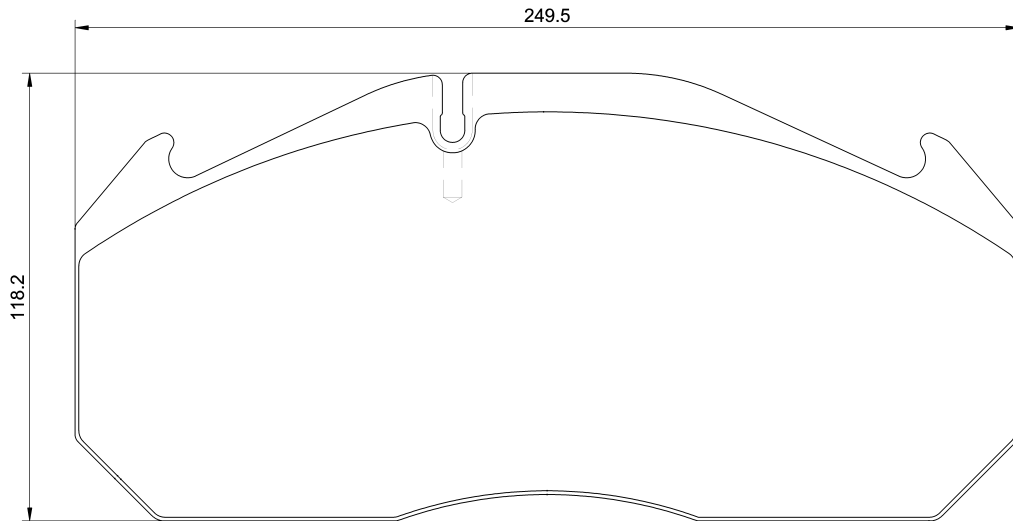
CVP018K

Th 30.2 [o] 29053

MAN (E 2000, EL, EM, F 90, F 90 - Series (27 t), F 90 - Series (48 t), F 2000, FOCL, HOCL, LC, LION S CITY, LION S COACH, LION S COMFORT, LION S STAR, M 2000 L, M 2000 M, NG, NL, NÜ, TGA, ÜL)
MERITOR (D3 - Brake - Kaessbohrer, D-ELSA 1 - Brake - MAN)
SETRA (Series 300, Serie 300)



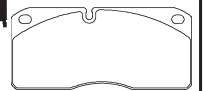
Meritor D-3



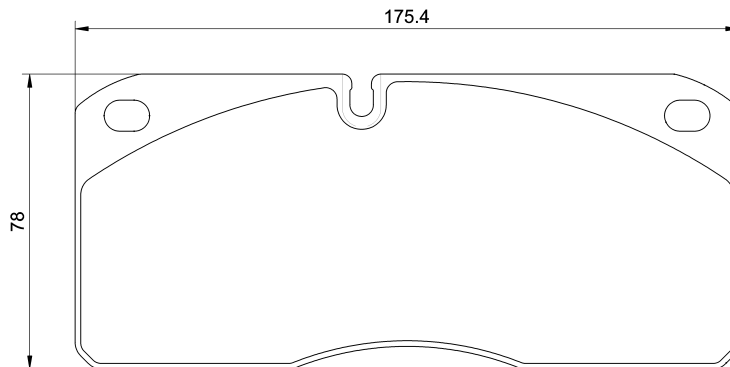
CVP019

Th 22 [o] 29067

IVECO (EuroCargo, EuroFire, Zeta)
MERITOR (Iveco, Renault Trucks)
NISSAN (ATLEON)
RENAULT TRUCKS (Midliner)



Meritor



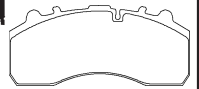
Illustrations




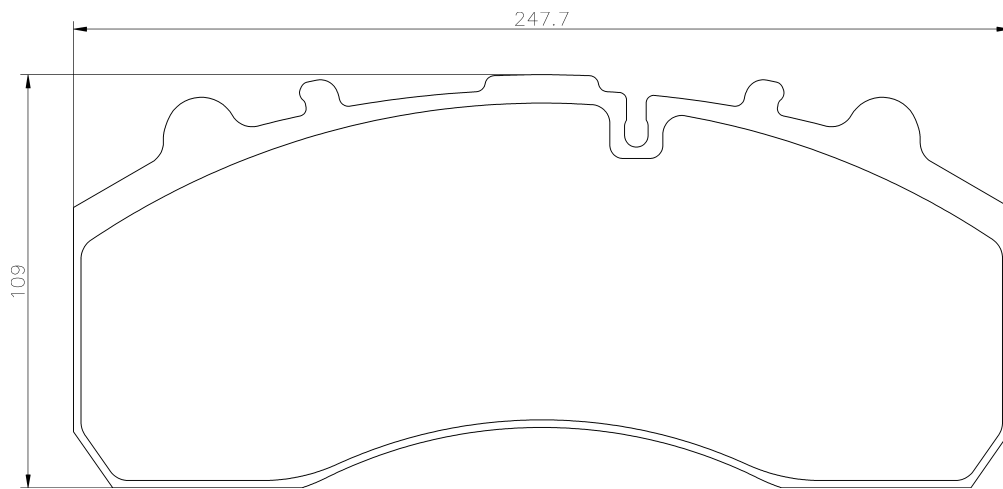
CVP020KHD

Th 30 [o] 29202

DAF (CF 65, CF 75, CF 85, CF, LF 55, XF 95, XF 105)
IVECO (Trakker)



Knorr SB 7000

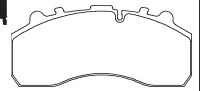





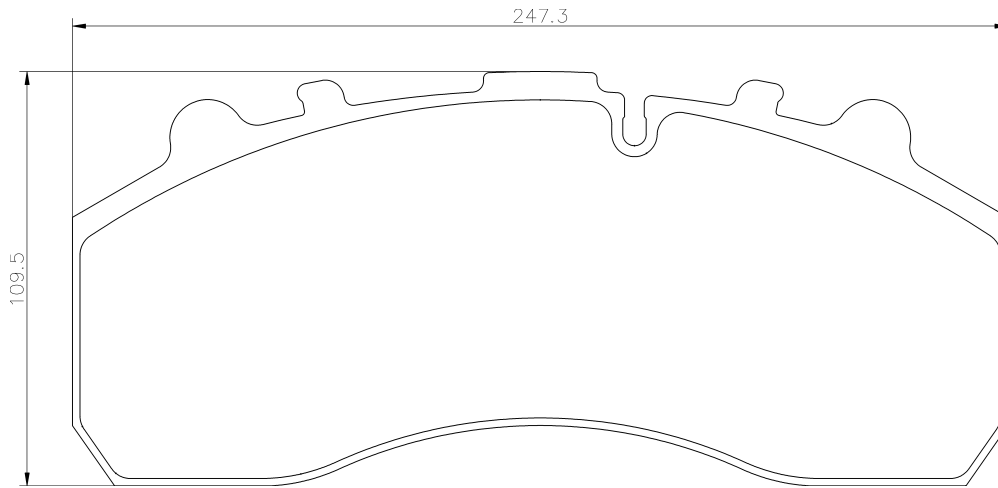
CVP020KPSV

Th 30 [o] 29087

- AYATS (Atlantis - Series, Bravo - Series)
- BERKHOF (Ambassador, Axial)
- BOVA (Futura, Futura (2-Axles), Futura (3-Axles), Lexio, Magiq, Synergy)
- DAF (SB - Series)
- DENNIS (Enviro Line, OLYMPUS, R Series, Trident Series)
- IRISBUS (EURORIDER)
- IRIZAR (Century, PB,)
- IVECO (EURORIDER)
- KAROSA (930)
- KNORR BREMSE (SB 7000 (Buses), SB 7000 (ProTecS))
- MAN (LION S CITY)
- MCV Corporate Group (EVOLUTION)
- MERCEDES-BENZ (CAPACITY (O 530 GL), CITARO (O 530), CITO (O 520), CONECTO (O 345), ECONIC, INTEGRO (O 550), INTOURO, O 403, OF Series, OH Serie, OH Series, TOURISMO (O 350), TOURO (O 500), TRAVEGO (O 580))
- NEOPLAN (Centroliner, Cityliner, Euroliner, Jetliner, Low Chassis Buses, Megaliner, Megashuttle, Regioliner, Skyliner, Spaceliner, Sportliner, Starliner, Tourliner, Transliner, Trendliner)
- OPTARE (OLYMPUS)
- RENAULT TRUCKS (Ares)
- SCANIA (94 - Bus Series, Buses (with Knorr SB 7000), IRIZAR PB, K Serie, K - series)
- SETRA (Series 300, Serie 300, Serie 400, Series 400)
- SOLARIS (ALPINO, URBINO, VACANZA)



Knorr SB 7000



Illustrations



CVP020K

Th 30 [o] 29202

DAF (CF 65, CF 75, CF 85, CF, LF 55, XF 95, XF 105, XF)

ERF (ECM, ECT)

GRANNING LYNX (Knorr)

IVECO (EuroCargo, EuroTech MH, EuroTech MP, EuroTrakker, Stralis, Strator, Trakker)

KNORR BREMSE (SB 7000 (DAF), SB 7000 (Iveco, MAN, MB, Scania), SB 7000 (ProTecS) (TRUCK), SB 7000 (Traileraxles), SB 7000 (TRUCK))

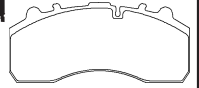
MAN (TGA, TGM, TGS, TGX)

MERCEDES-BENZ (ACTROS, ACTROS MP2 / MP3, ANTOS, ATEGO, ATEGO 2, AXOR, AXOR 2, ECONIC)


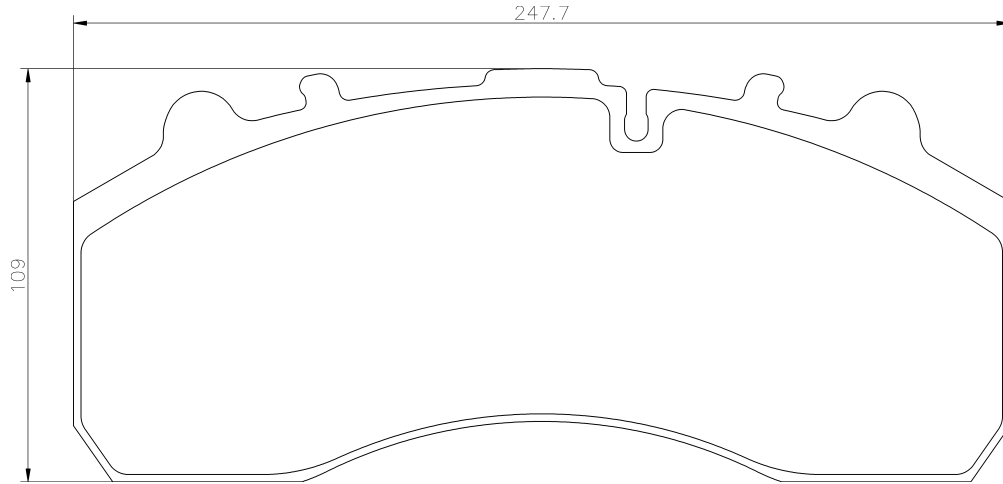
SCHMITZ Cargobull (Trailer)

SOLARIS (ALPINO)

TRENKAMP & GEHLE (GIGANT) (430x45)



Knorr SB 7000

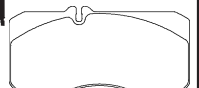


CVP021

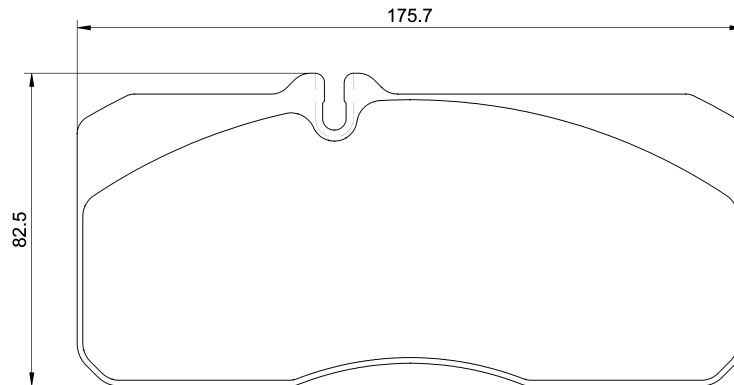
Th 22 [o] 29055

MAN (L 2000)

WABCO (Perrot Bremse) (MAN)



Wabco 1000 V-G



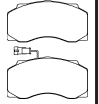
Illustrations



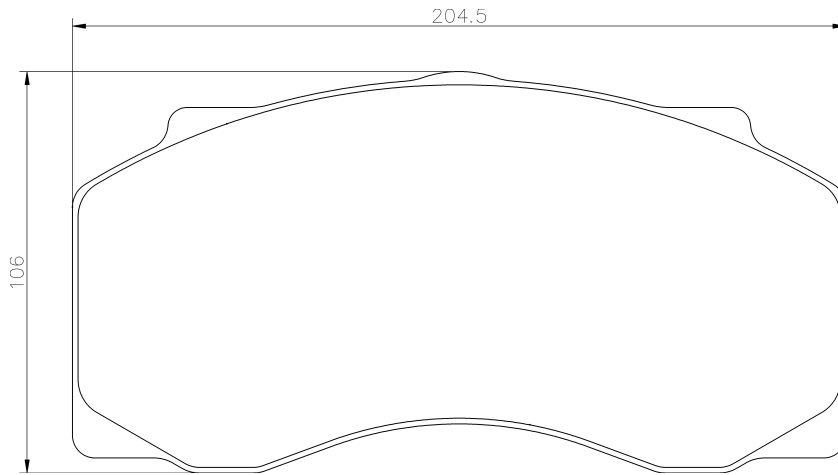
CVP022

Th 27 [+] 29077

DAF (55)
MERCEDES-BENZ (UNIMOG)
NEOPLAN (Low Chassis Bus)
WABCO (Perrot Bremse) (DAF)



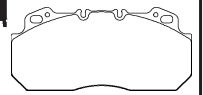
Wabco 1600 V-G



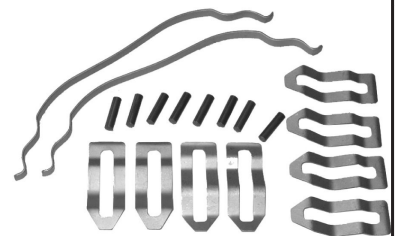
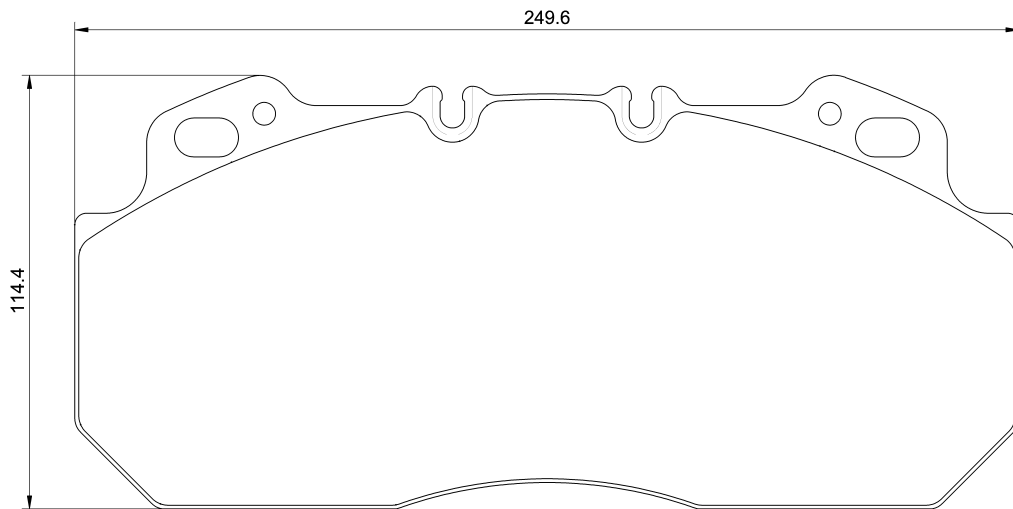
CVP023K

Th 28.2 [o] 29090

DENNIS (Eagle, ELITE 2, Sabre Fire Engine)
IRISBUS (ACCESS BUS 127, CITELIS, CREALIS)
MERITOR (D-Lisa - Brake - Renault Trucks, Volvo)
PLAXTON (JAVELIN)
RENAULT TRUCKS (Magnum, Premium)
VOLVO (B 10 - Series, ECLIPSE)



Meritor D-LISA



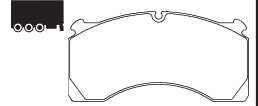
Illustrations



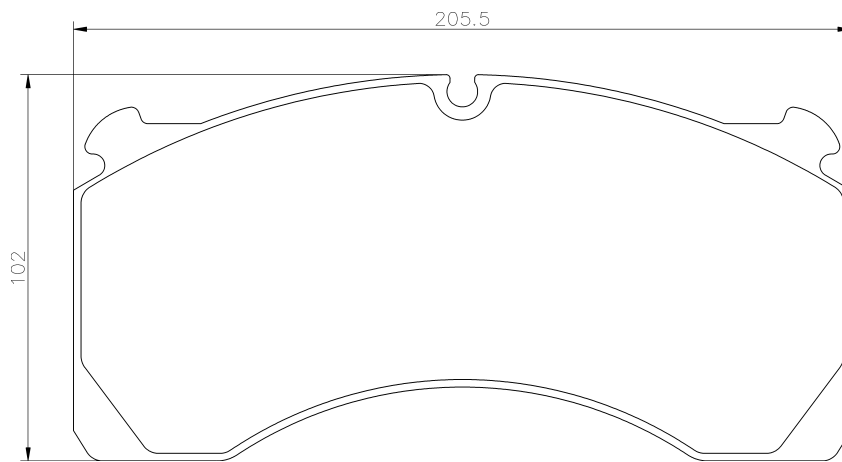
CVP024K

Th 27 [o] 29124

MERITOR (DX 195)
ROCKWELL (DX 195 LM/TM)



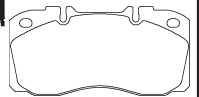
Meritor DX 195



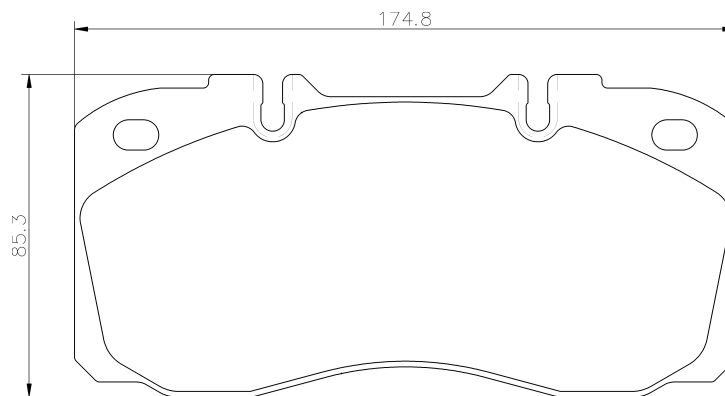
CVP025

Th 22 [o] 29122

IRISBUS (DAILY TOURYS)
IVECO (EuroCargo, EuroFire)



Brembo PF 2.60

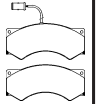




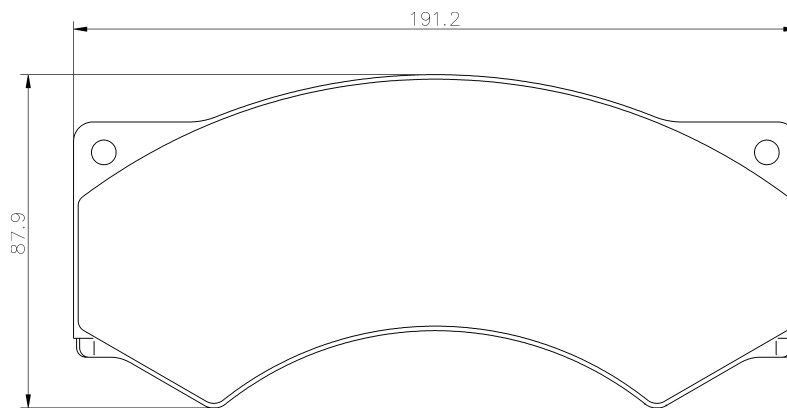
CVP027

Th 23 [+] 29017

DAF (45)
IVECO (Zeta)
LEYLAND-DAF (45 - Series, Roadrunner)
WABCO (Perrot Bremse) (DAF, IVECO, LEYLAND/DAF)



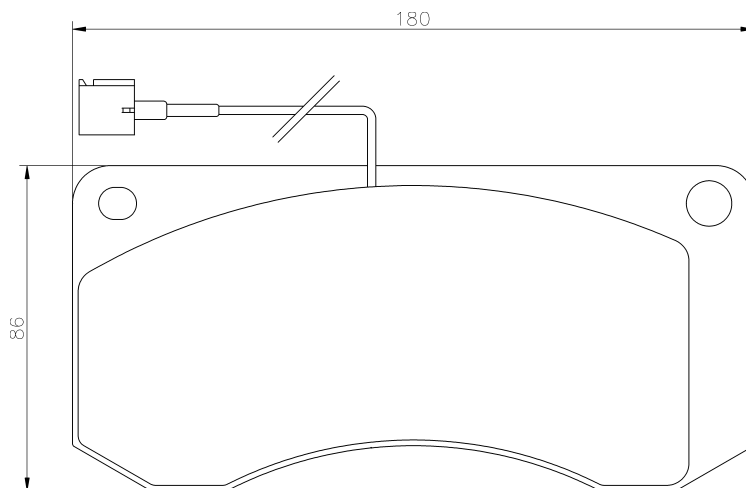
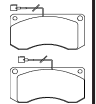
Wabco 456 F--



CVP031

Th 20.5 [+] 29097

RENAULT TRUCKS (Midliner)

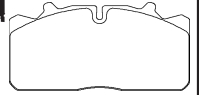




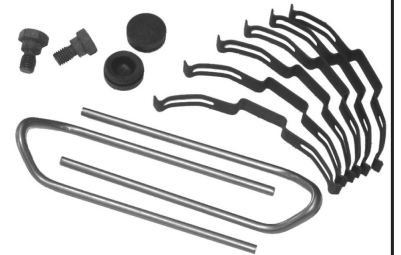
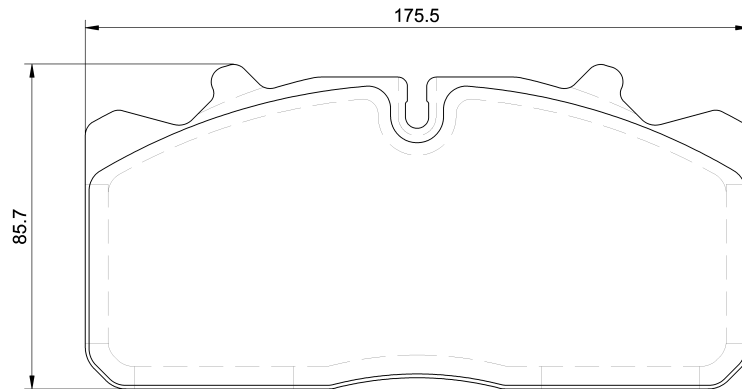
CVP032K

Th 26 [o] 29285

- AUTOSAN (EAGLE)
- BMC (School Bus)
- DAF (LF 45)
- IVECO (EuroCargo)
- JELCZ (Liberio)
- MAN (L 2000, M 2000 L, M 2000 M)
- OPTARE (SOLO, SOLO SR, VERSA)
- PLAXTON (PRIMO)
- RENAULT TRUCKS (D-Serie, Midlum)
- TEMSA (AVENUE)
- TVM (Marbus B4)
- WABCO (Perrot Bremse) (MAN (PAN 17))



Wabco PAN 17




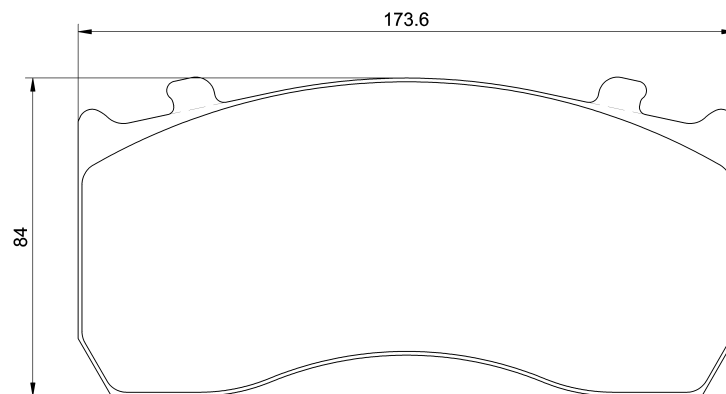
CVP035K

Th 34 29183

- GRANNING LYNX (Knorr)
- KAMAZ (LCV)
- KNORR BREMSE (SB 5000 (MB))
- MERCEDES-BENZ (ACCELO, ANTOS, ATEGO, ATEGO 2, ATEGO 3)



Knorr SB 5000



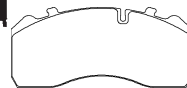
Illustrations




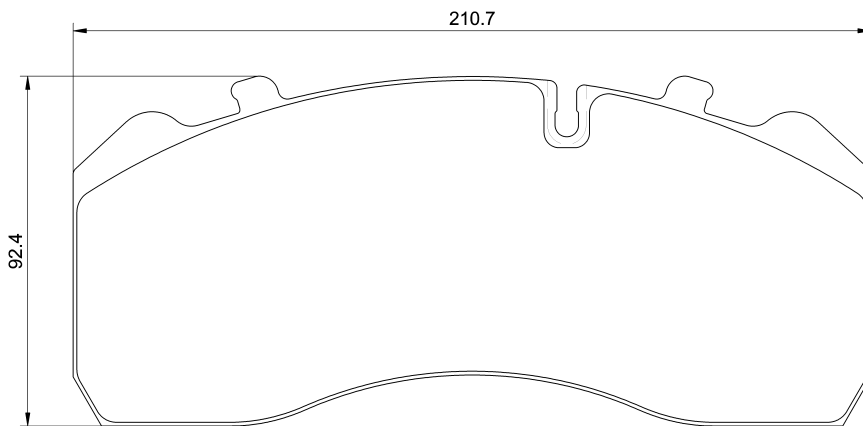
CVP036K

Th 30 [o] 29095

- DAF (SB - Series, SB)
- IVECO (EuroCargo, EURO CITY, EuroFire)
- KNORR BREMSE (SB 6000 (Buses), SB 6000 (Iveco), SB 6000 (MAN), SB 6000 (MB))
- MAN (M 2000 L, M 2000 M, TGM)
- MERCEDES-BENZ (ATEGO, ATEGO 2, ATEGO 3, TOURINO (O 510), Trailer-Axle)
- OPTARE (Solera)
- PLAXTON (CENTRO)
- SAF (SK 9019/11019K)
- TRENKAMP & GEHLE (GIGANT) (377x45)
- TVM (Marbus B3)



Knorr SB 6000




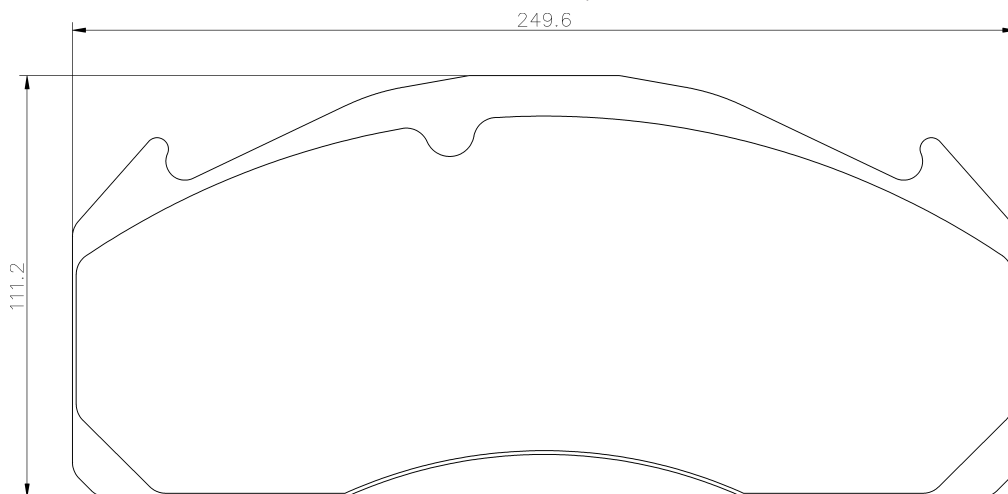
CVP037K

Th 29.2 29277

- LEYLAND-DAF (Terrier Series)
- MERITOR (D-Duco - Brake - Volvo)
- PLAXTON (ELITE, PANTHER)
- ROCKWELL (D-DUCO LM/TA)
- VOLVO (9700, 9900, B 9, B 12, B 12 M - Series, FH 12, FH 16, FL, FM 9, FM 12)



Meritor D-DUCO



Illustrations




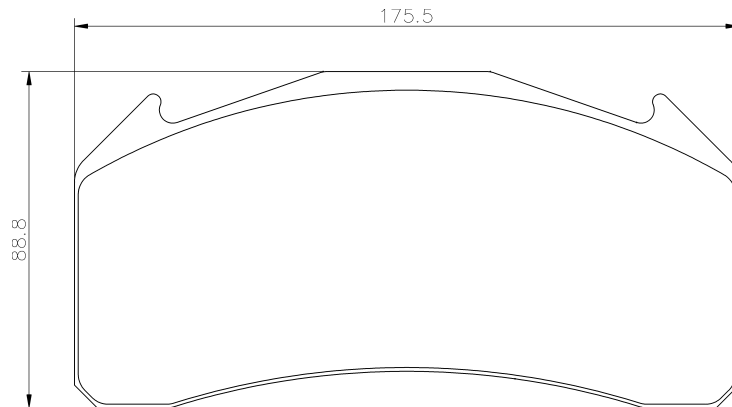
CVP038K

Th 29.2 29136

MERITOR (B-Duco - Brake - Volvo)
VOLVO (FL)



Meritor B-DUCO




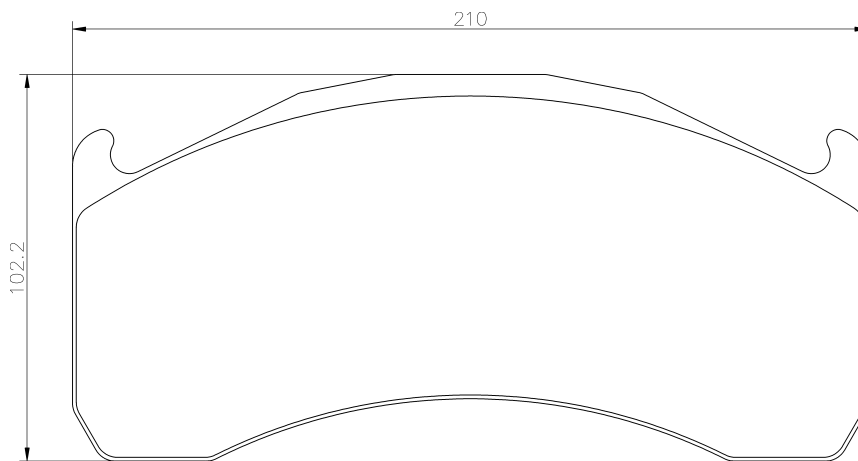
CVP039K

Th 29.2 29137

MERITOR (C-Duco - Brake - Volvo)
VOLVO (FL)



Meritor C-DUCO



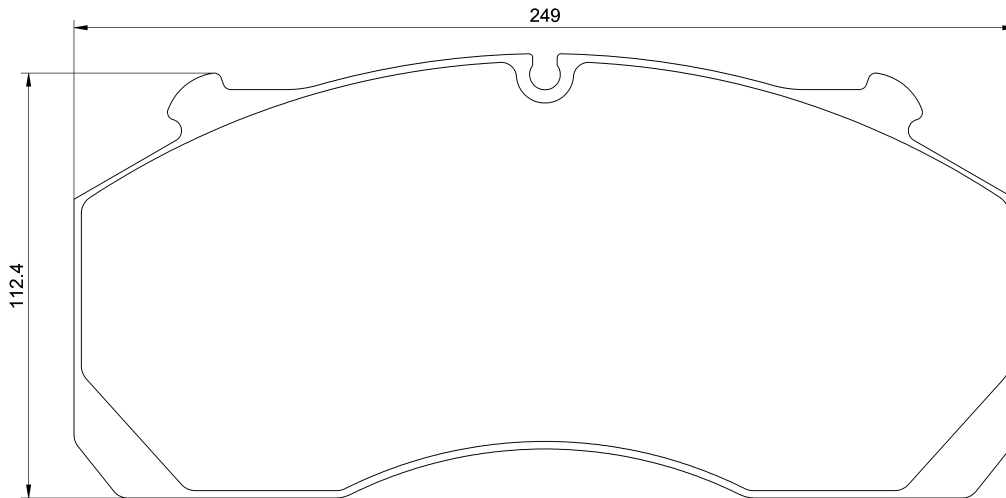
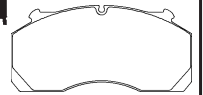
Illustrations



CVP081

Th 30 [o] 29150

DEN OUDSTEN BUSSEN (Almere)
MENARINI (Avancity, M - Series)




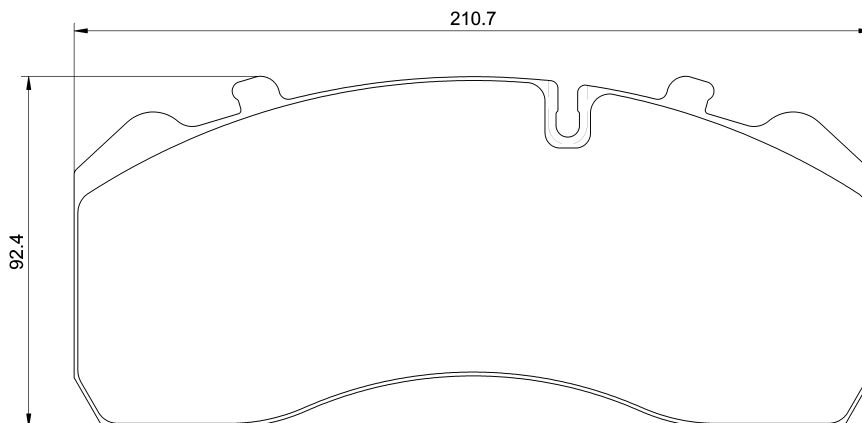
CVP082K

Th 30 [o] 29095

KNORR BREMSE (SB 6000 (Iveco), SB 6000 (MAN), SB 6000 (MB))
MAN (M 2000 L, M 2000 M, TGM)



Knorr SB 6000



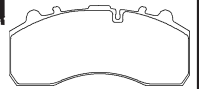
Illustrations




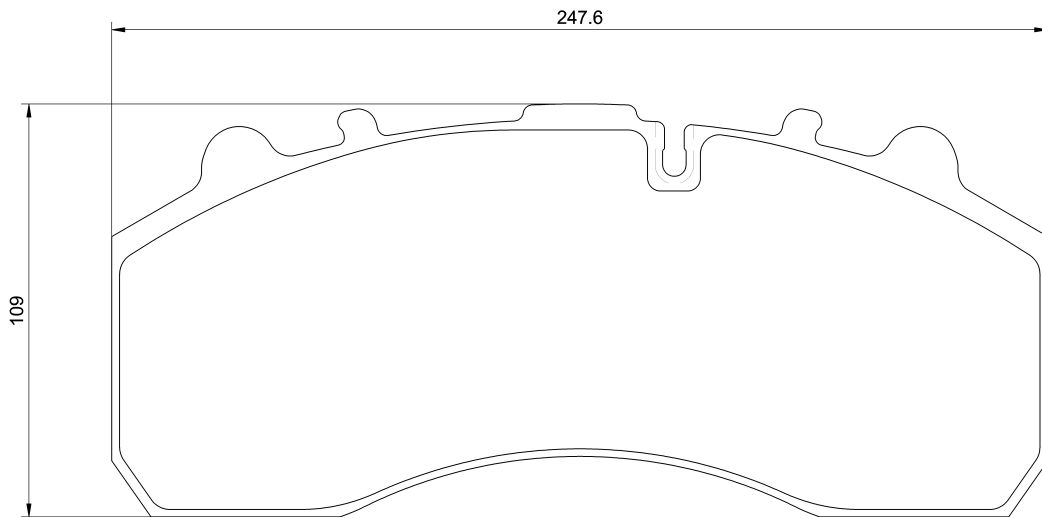
CVP083K

Th 30 [o] 29196

IVECO (EuroStar, EuroTech MH, EuroTech MP, EuroTech MT)
KNORR BREMSE (SB 7000 (Iveco))



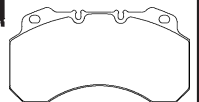
Knorr SB 7000



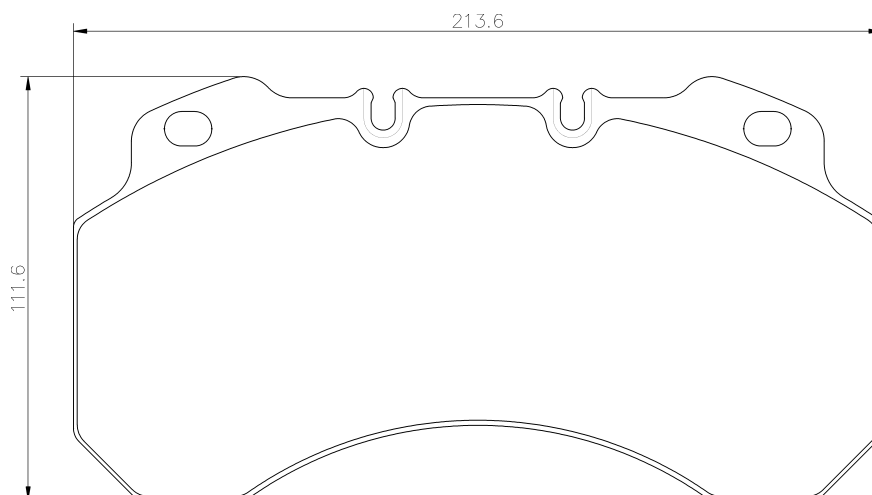
CVP084

Th 25.2 [o] 29100

MERITOR (C-Lisa - Brake - Renault Trucks)
RENAULT TRUCKS (Midliner, Midlum)



Meritor C-LISA



Illustrations



CVP088K

Th 30.2 [o] 29131

ERF (ECL, ECM, ECT, ECX - Series)

IRISBUS (ACCESS BUS 127, AGORA, ARWAY, AXER, CITELIS, CREALIS, CROSSWAY, DOMINO, EVA-DYS, MAGELYS, PROWAY, RECREO)

MAN (SÜ, TGA)

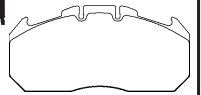
MERITOR (D-ELSA 2 - Brake - MAN, D-ELSA 2 - Brake - Renault Trucks)

NEOPLAN (Centroliner)


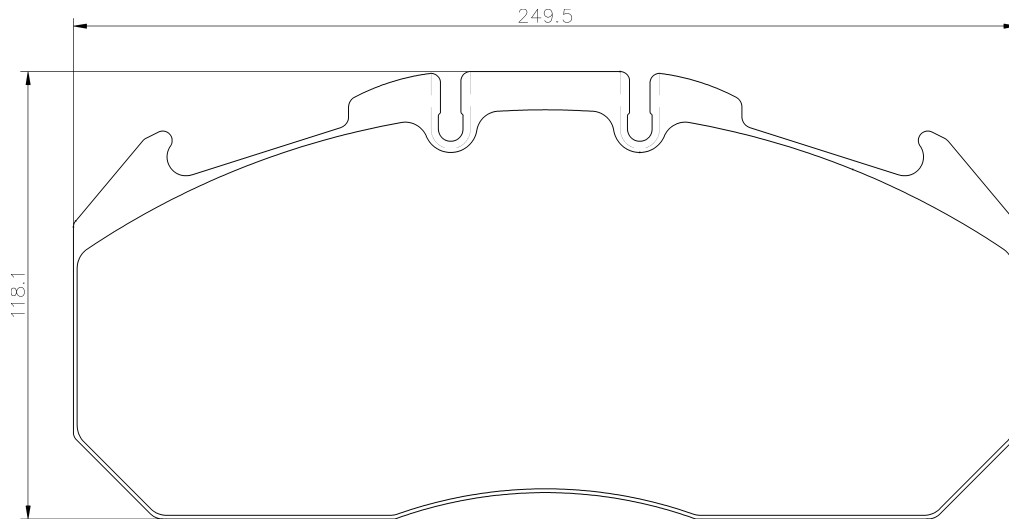
RENAULT TRUCKS (Iliade, Magnum, Premium)

ROCKWELL (ELSA-2 LM/TA)

VOLVO (Buses (with Meritor D-Elsa-2))



Meritor D-ELSA 2



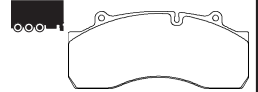
Illustrations




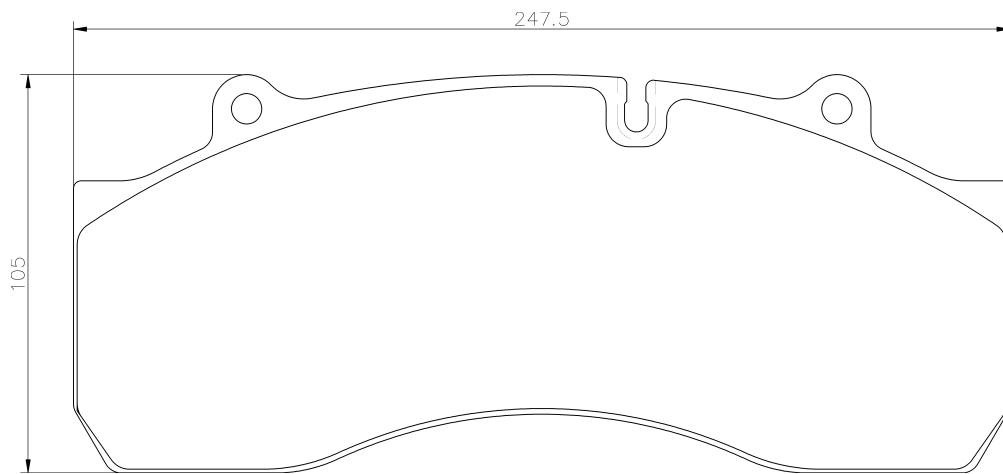
CVP089K

Th 30 [o] 29143

HALDEX (DB 22)
SAF (SK RB 9022 H)



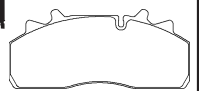
Haldex DB 22



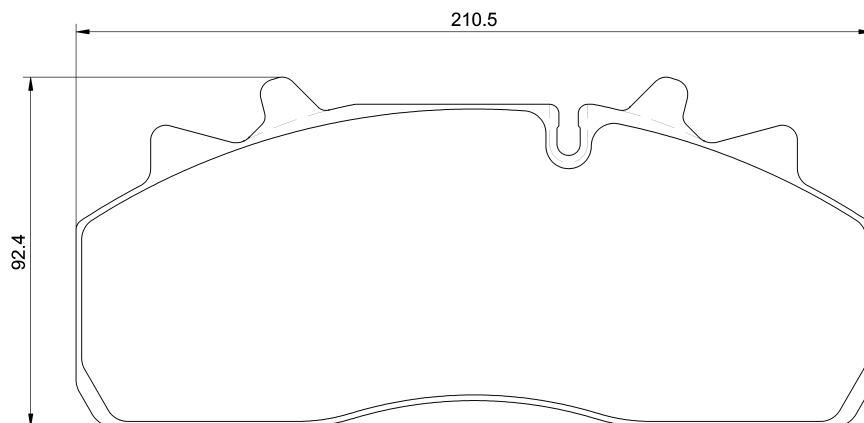
CVP090K

Th 29.8 [o] 29313

DAF (LF 55, LF)
DENNIS (Enviro Line)
SAF (SK 9019/11019 W Intradisc plus)
TRENKAMP & GEHLE (GIGANT) (377x45)
WABCO (Perrot Bremse) (SAF (PAN 19-1))



Wabco PAN 19-1

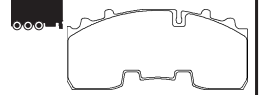




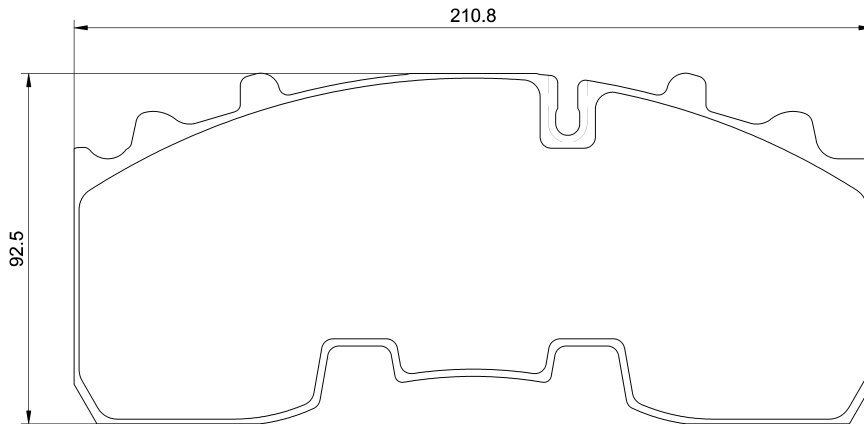
CVP092K

Th 30 [o] 29306

BPW (SB 3745)
KNORR BREMSE (SN 6 (BPW))



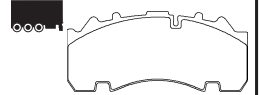
Knorr SN 6



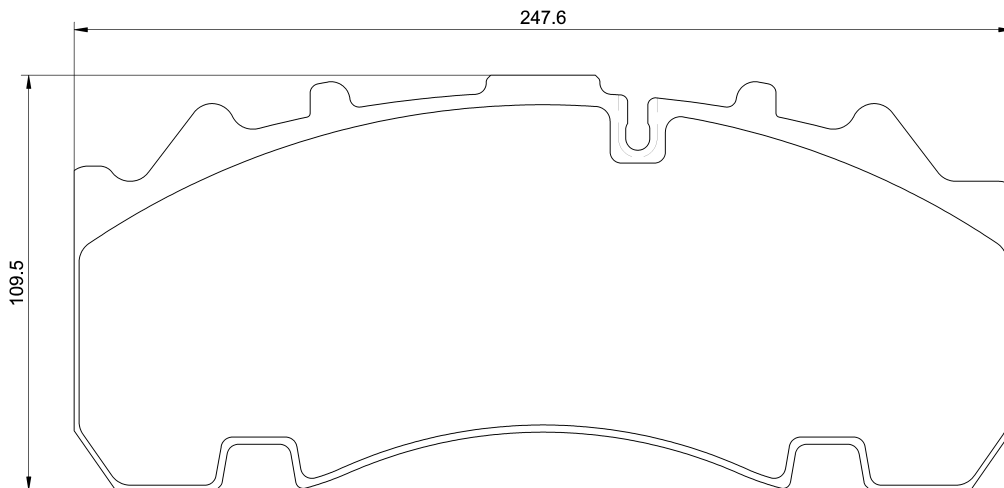
CVP093K

Th 30 [o] 29307

BPW (SB 4345)
KNORR BREMSE (SN 7 (BPW))



Knorr SN 7



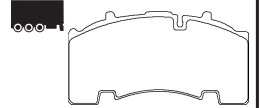
Illustrations



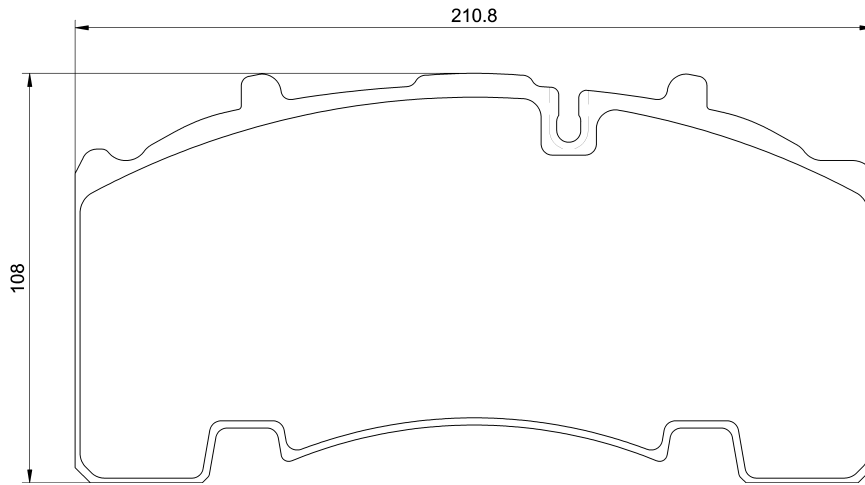
CVP094K

Th 30 [o] 29308

BPW (SB 4309, SB 4309 W)
KNORR BREMSE (SK 7 (BPW))



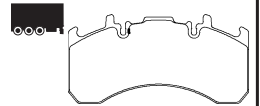
Knorr SK 7



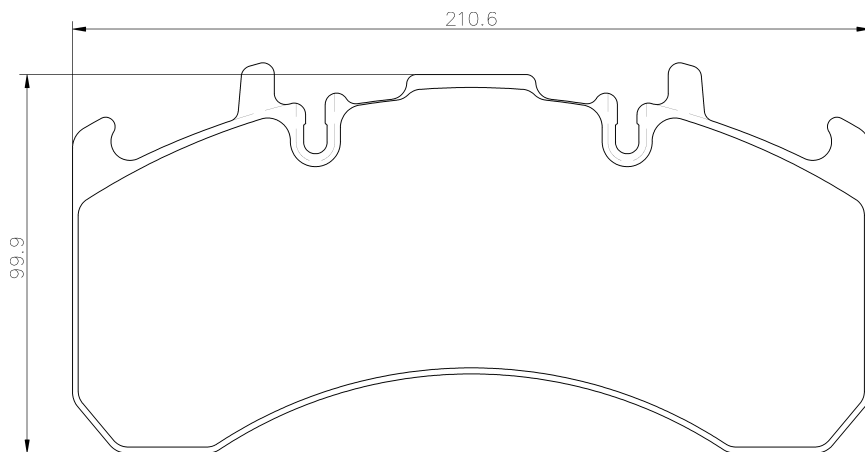
CVP095K

Th 29.2 [o] 29177

MERITOR (VGT 195 - Brake - Renault Trucks, Volvo)
RENAULT TRUCKS (C-Serie, Magnum, Premium 2)
ROCKWELL (DX 195 LM/TM)
VOLVO (FE, FE II, FH 16, FH 16 II, FH, FH II, FM, FMX)



Meritor VGT 195



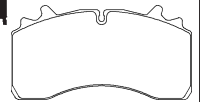
Illustrations




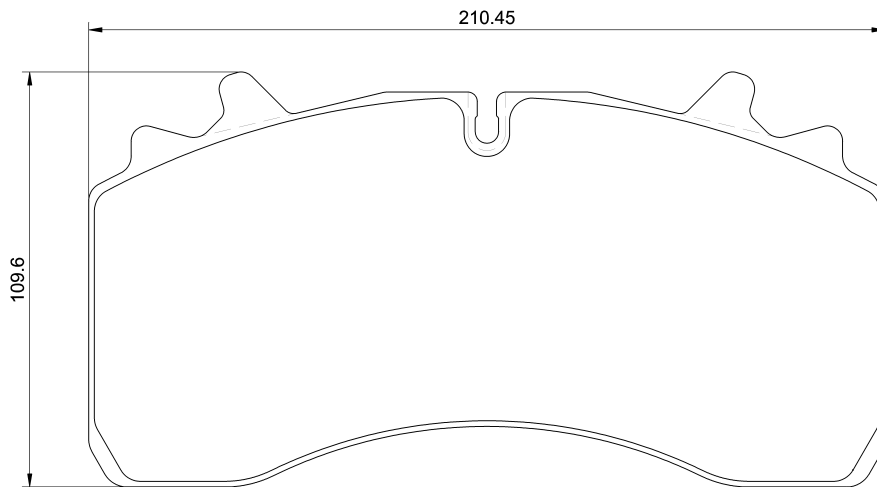
CVP096K

Th 31.7 [o] 29336

SAF (SK RB 9022W(I), SK RS 9022/11222W, SK RZ 9022/11222W)
WABCO (Perrot Bremse) (PAN 22-1)



Wabco PAN 22-1



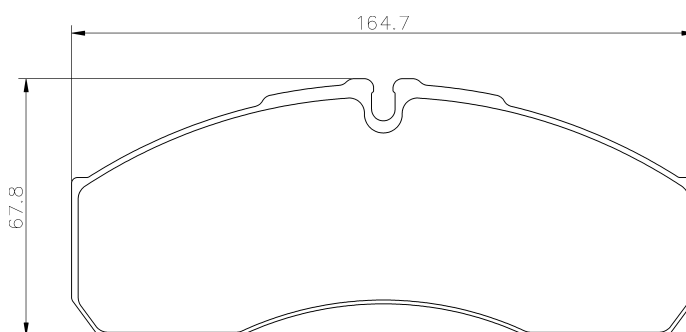
CVP097

Th 19.9 [o] 29160

NISSAN (ATLEON)



Brembo PF 2.52



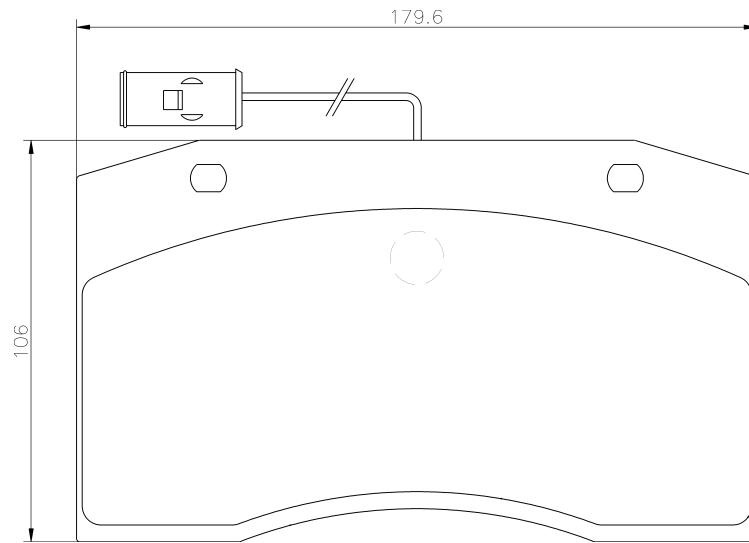
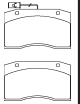
Illustrations



CVP098

Th 20 [+] 29186

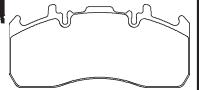
IRISBUS (EURORIDER)
IVECO (399 - Series, EURORIDER)



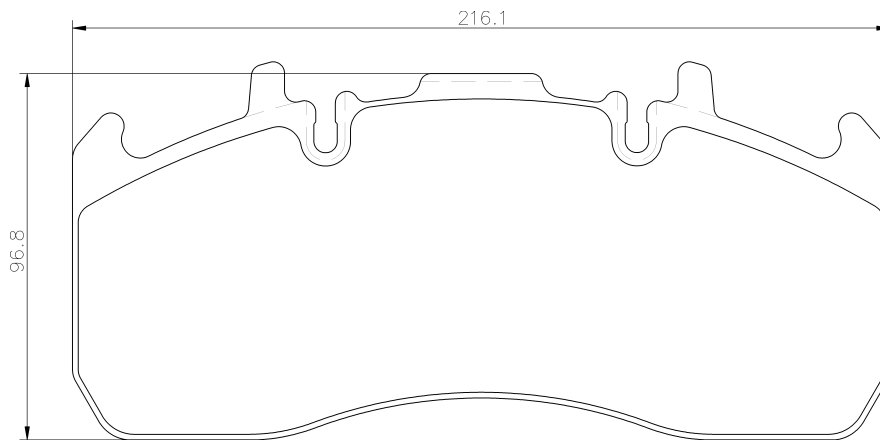
CVP100K

Th 29.2 [o] 29173

MERITOR (ELSA 225-1 - Brake: Renault Trucks, Volvo)
RENAULT TRUCKS (Midlum)
VOLVO (FL II, FL III)



Meritor ELSA 225-1



Illustrations



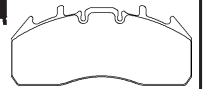
CVP101K

Th 29.2 [o] 29174

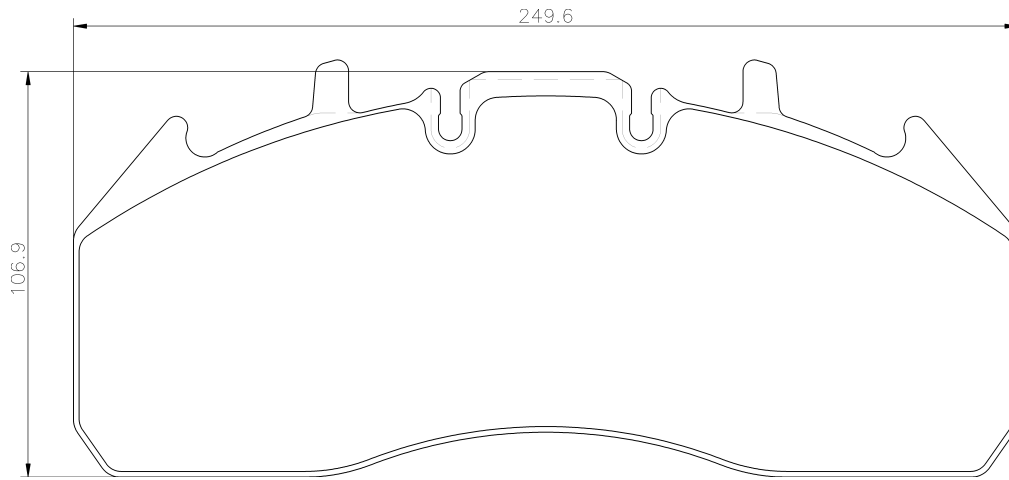
MERITOR (ELSA 225-3 - Brake: Renault Trucks, Volvo)

RENAULT TRUCKS (C-Serie, Magnum, Premium 2)

VOLVO (7700, 8500, 8700, 9700, 9900, B 12 - Series, FE, FE II, FH 16, FH 16 II, FH, FH II, FM, FMX)



Meritor ELSA 225-3

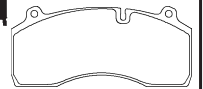


CVP102K

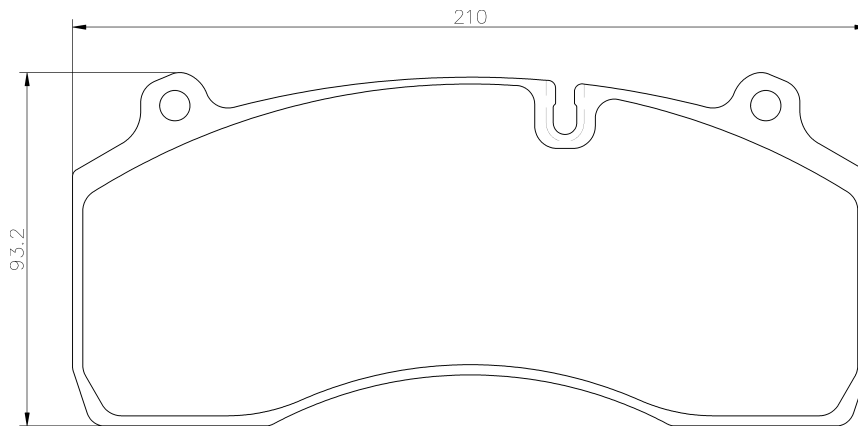
Th 30 [o] 29181

HALDEX (DB 19)

RENAULT TRUCKS (Midlum)



Haldex DB 19



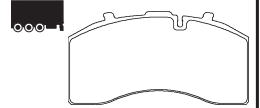
Illustrations




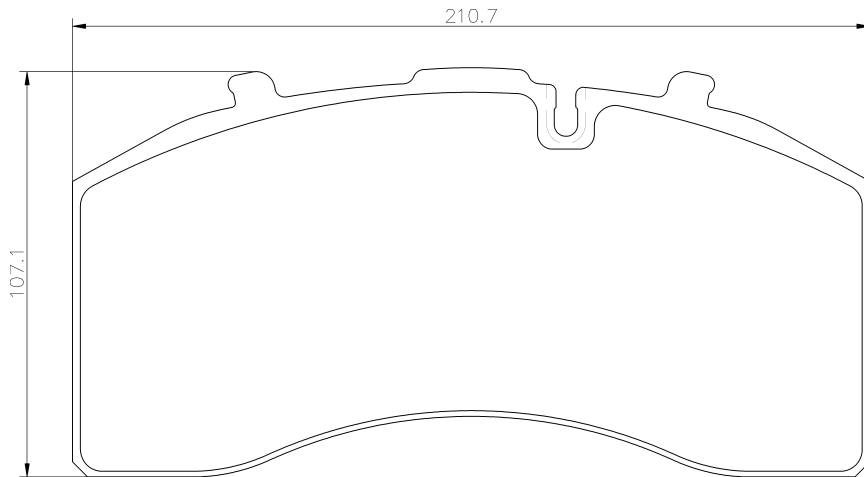
CVP103K

Th 30 [o] 29269

MERCEDES-BENZ (Trailer-Axle)
SAF (SK RB 9022K(I) (SK7), SK RS 9022/11222K (SK7), SK RZ 9022/11222K (SK7))



Knorr SK 7




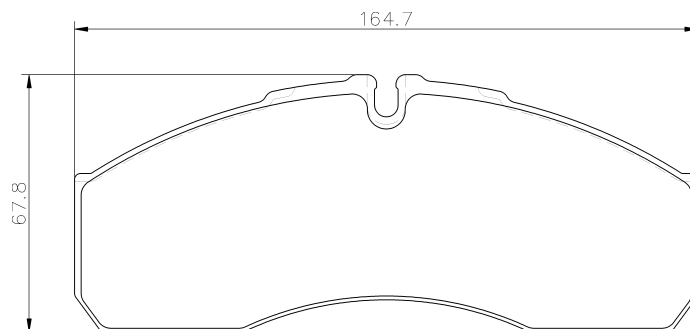
CVP104K

Th 19.9 [o] 29237

NISSAN (CABSTAR Pritsche/Fahrgestell (F23, H41, H42), CABSTAR Platform/Chassis (F23, H41, H42))



Brembo PF 2.52



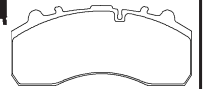
Illustrations




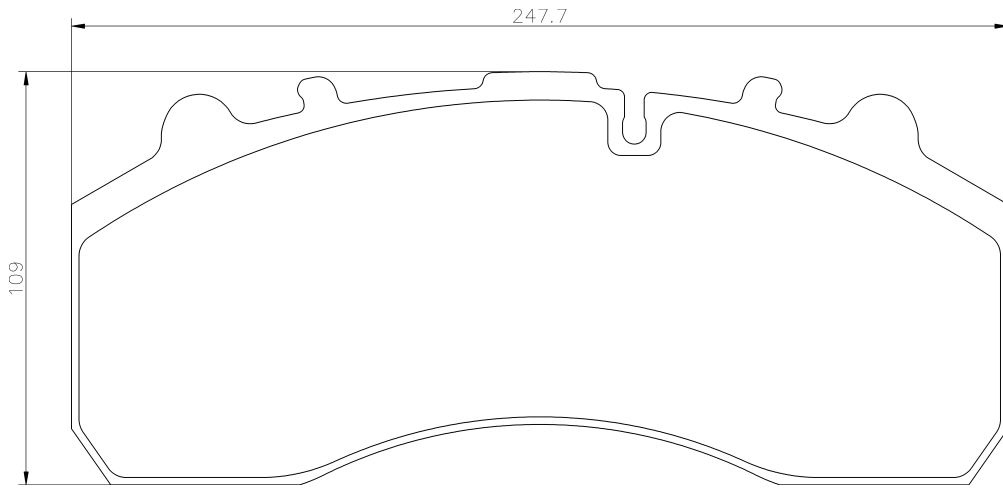
CVP105K

Th 30 [o] 29201

SCANIA (4 - series, Serie 4, P,G,R,T - series, Serie P,G,R,T)



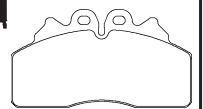
Knorr SB 7000




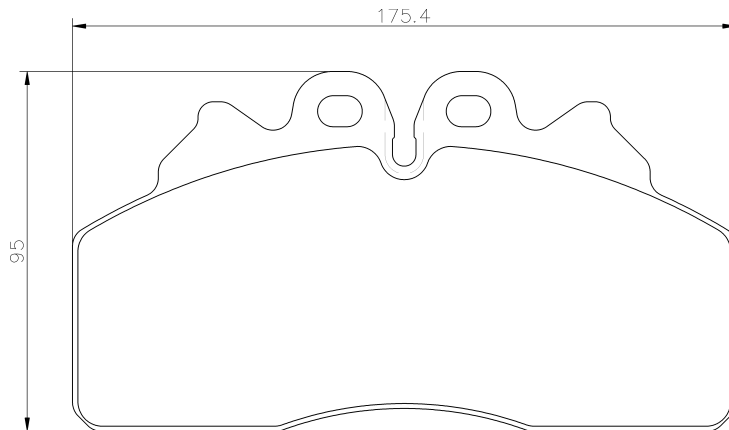
CVP106K

Th 27 29256

IVECO (EuroCargo, EuroFire)



Brembo PF 2.68



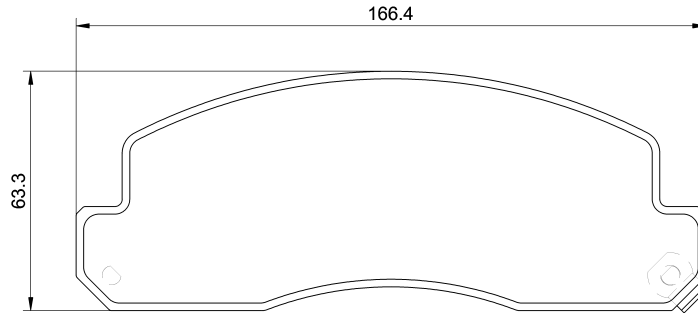
Illustrations



CVP109

Th 20 [+] 29296

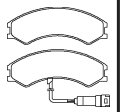
TOYOTA (COASTER Bus (TRB5_, XZB5_, RZB4_, HZB5_, BZB5_, BB4_), DYNA 400 Pritsche/Fahrgestell (XZU_), DYNA 400 Platform/Chassis (XZU_))



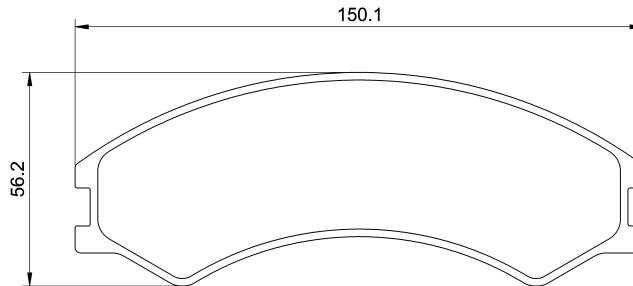
CVP110

Th 17 [+] 29208

MULTICAR (M26)



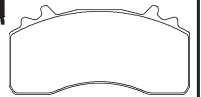
Knott P 2.46



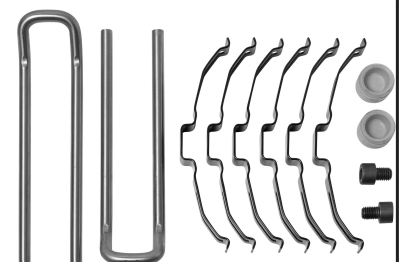
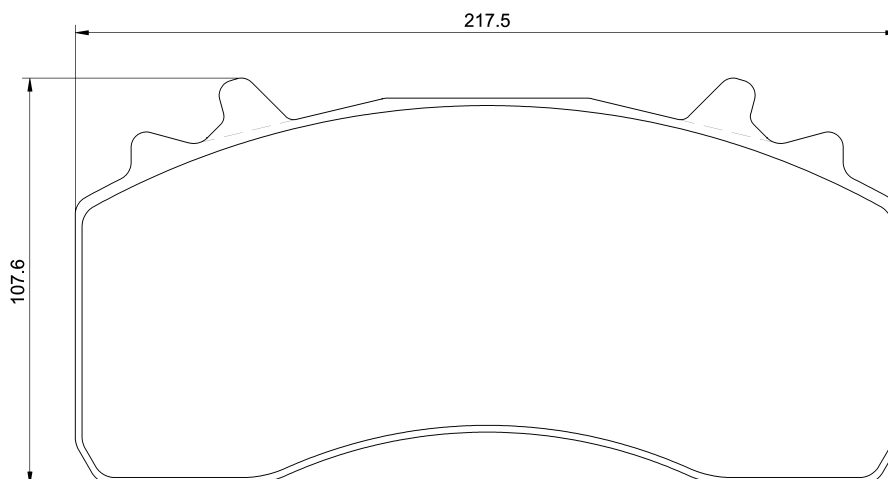
CVP112K

Th 30.8 [o] 29279

MAN (TGS, TGX)



Wabco Maxx 22



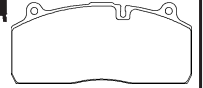
Illustrations




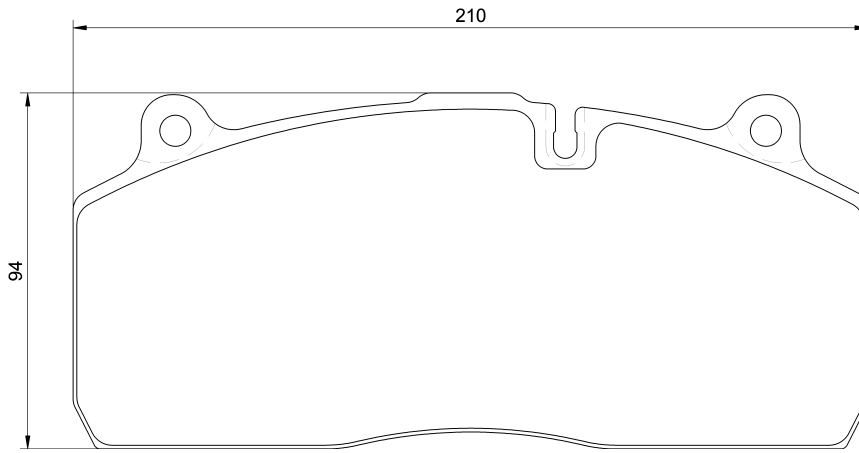
CVP113K

Th 30 29175

SAF (HALDEX DB22LT)



Haldex DB22 LT

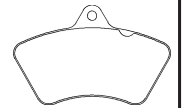


CVP319

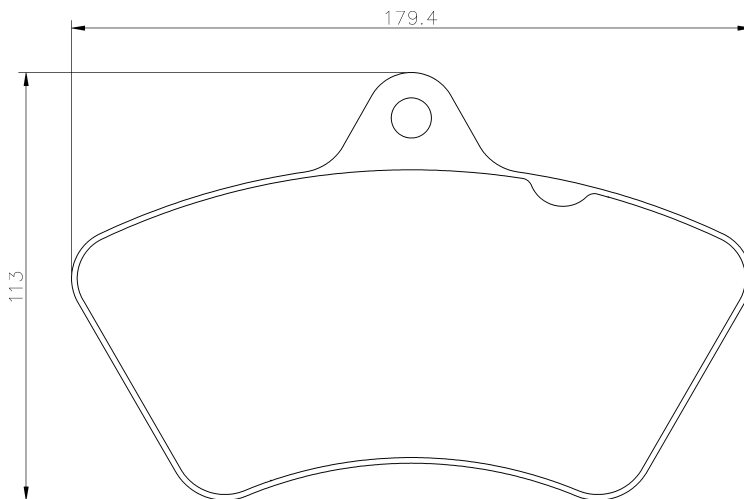
Th 20 29498

KNORR BREMSE (2 V 20)

SETRA (Series 200, Serie 200, Series 300, Serie 300)



Knorr 2V20



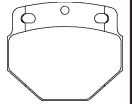
Illustrations



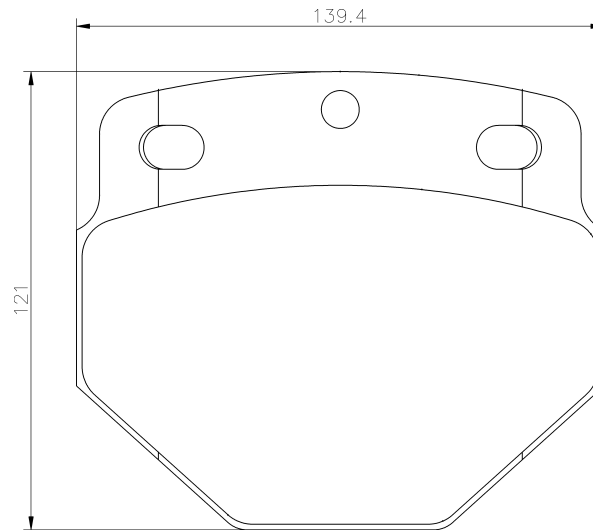
CVP338

Th 32.5 29747

BOVA (Futura (2-Axles))
DAF (MB / SB - Series, MB - Series, SB - Series, SB)
KNORR BREMSE (K 85)
LEYLAND (Swift)
VAN HOOL (A 420, A 440, EOS-Models 80 - 223)



Knorr K 85

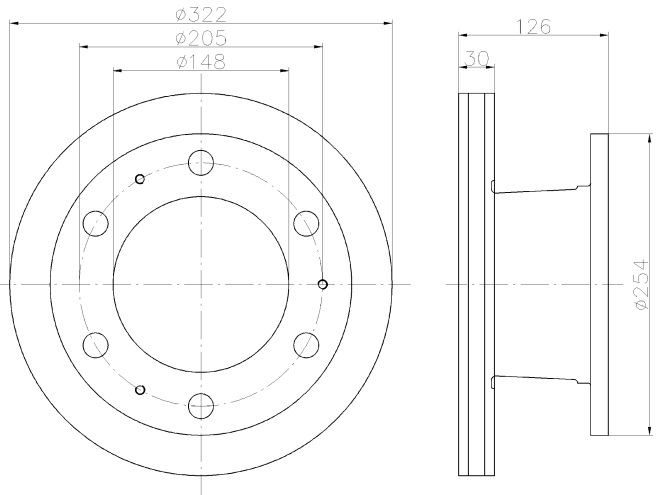




CVD501



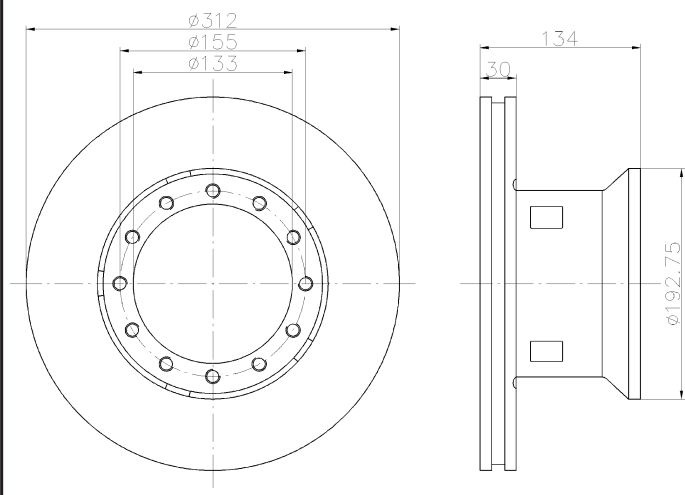
FORD



CVD505



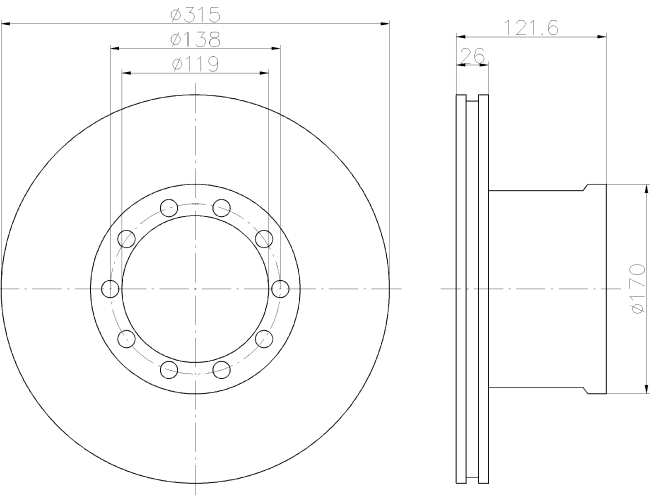
DAF, LEYLAND, LEYLAND-DAF



CVD506



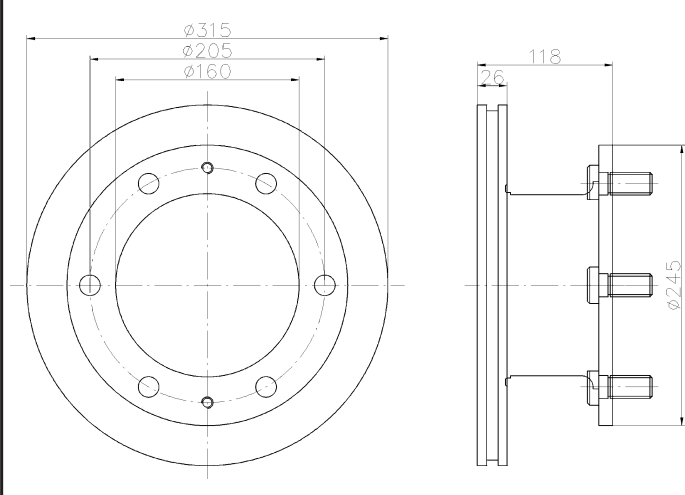
DAF, LEYLAND-DAF



CVD507



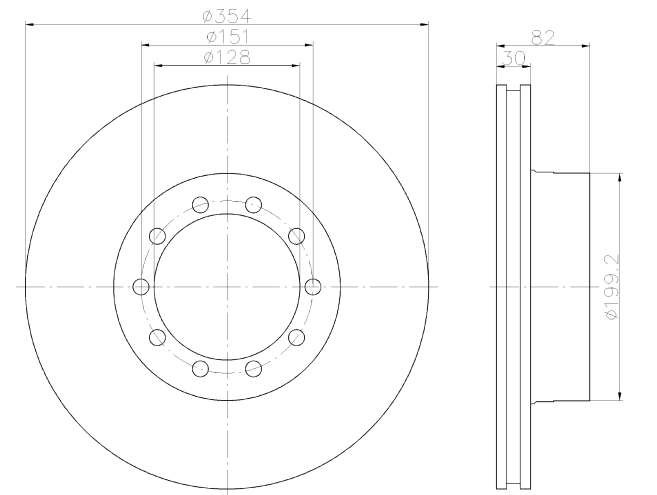
IVECO



CVD509



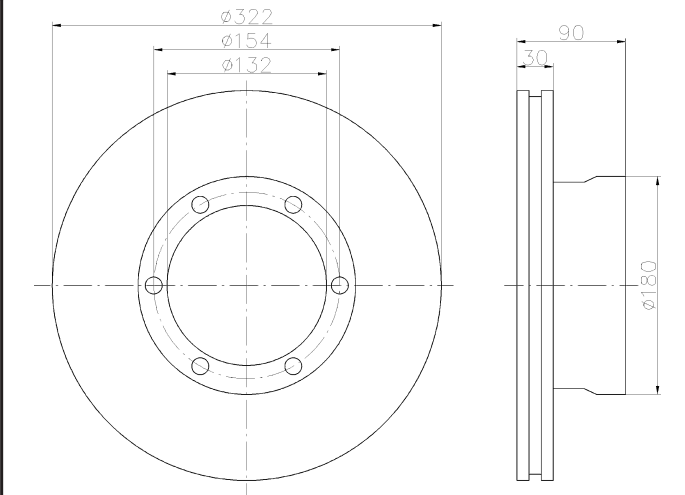
RENAULT TRUCKS



CVD510



VOLVO



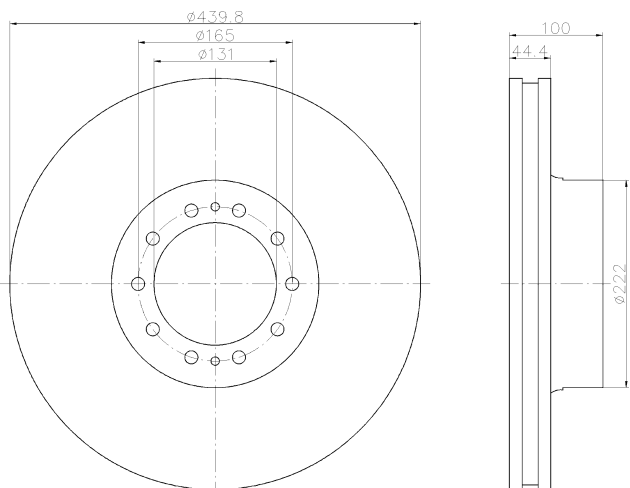
Illustrations



CVD512

39.4

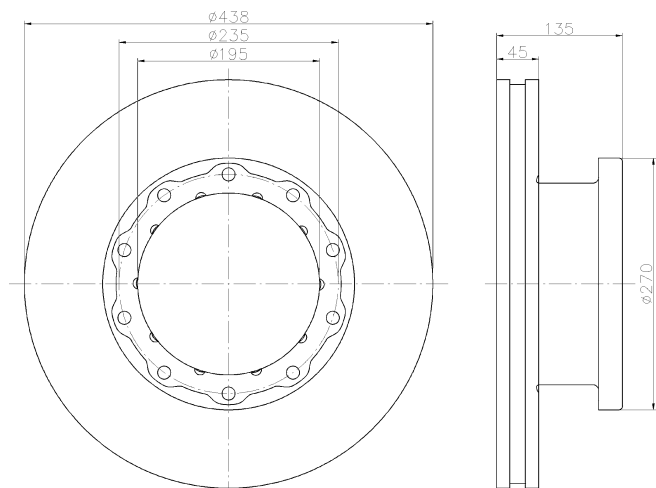
RENAULT TRUCKS



CVD514

41

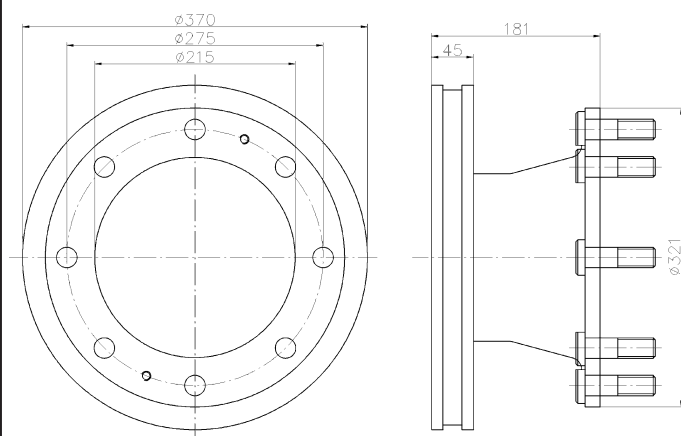
MERCEDES-BENZ



CVD516

41

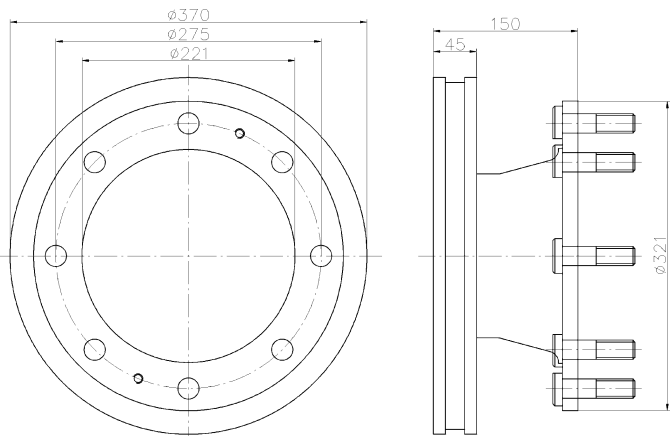
IVECO



CVD517

41

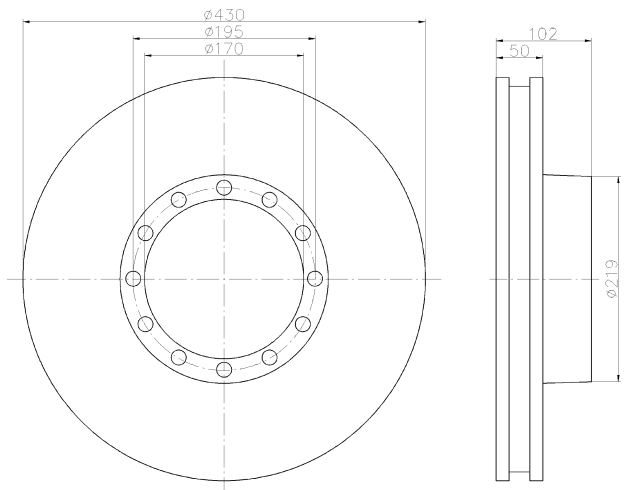
IVECO



CVD519

46

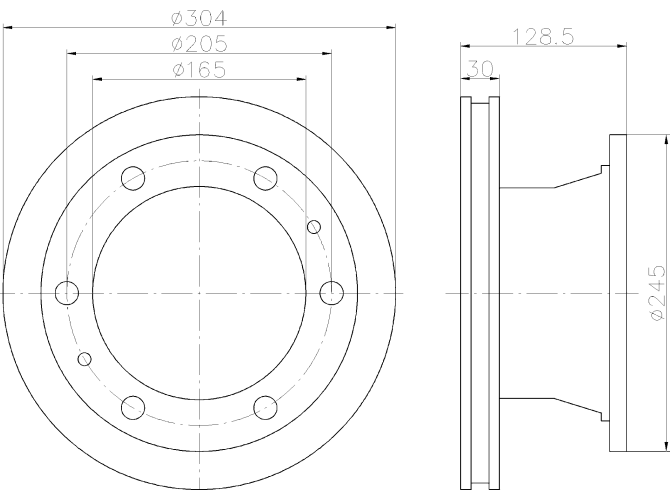
IVECO



CVD520

27.8

NEOPLAN

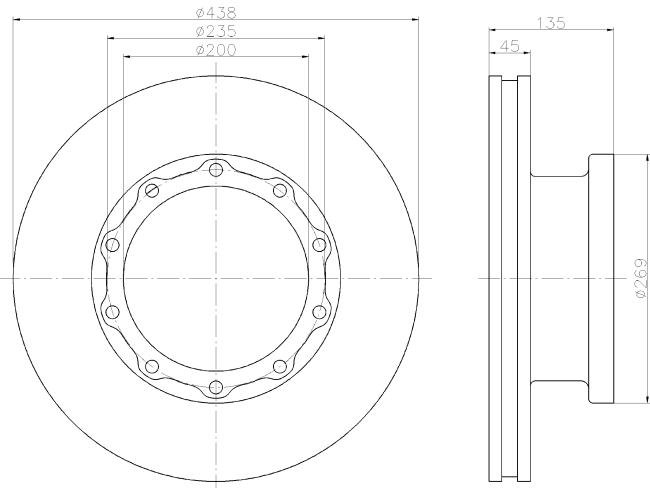





CVD522

35 

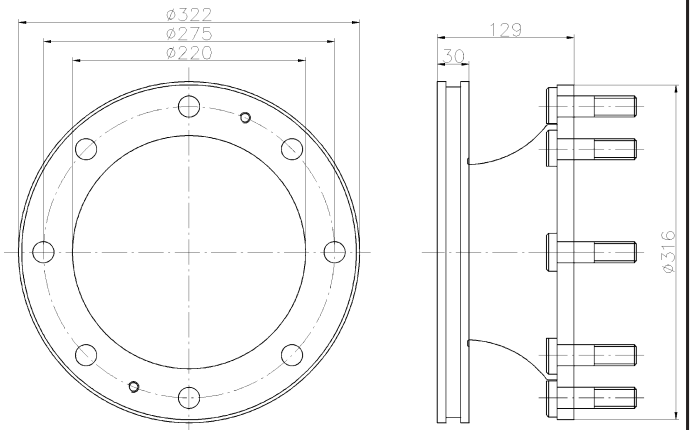
MAN




CVD523

27.8 

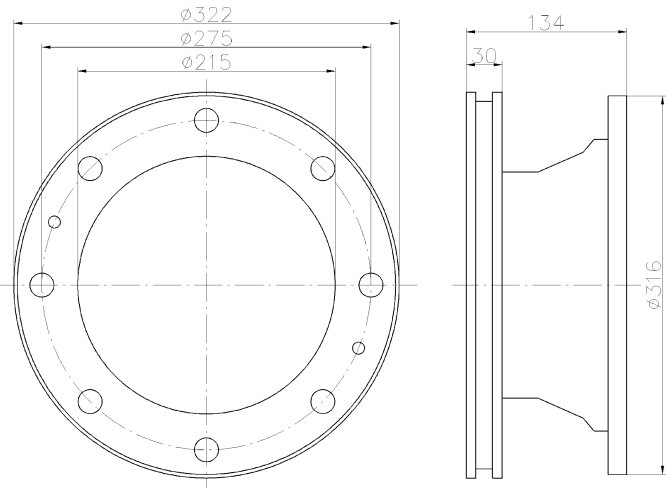
IVECO



CVD524

27.8 

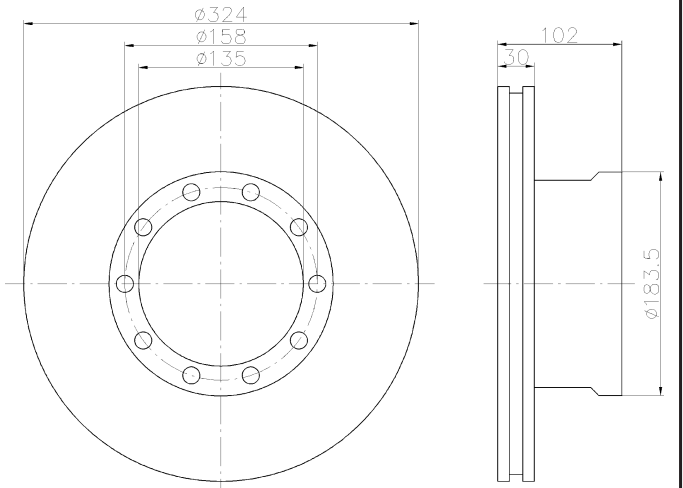
IVECO



CVD525

24 

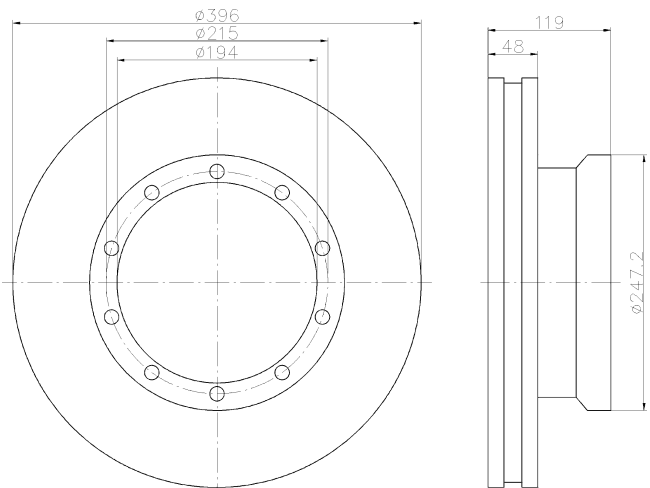
MAN



CVD526

38 

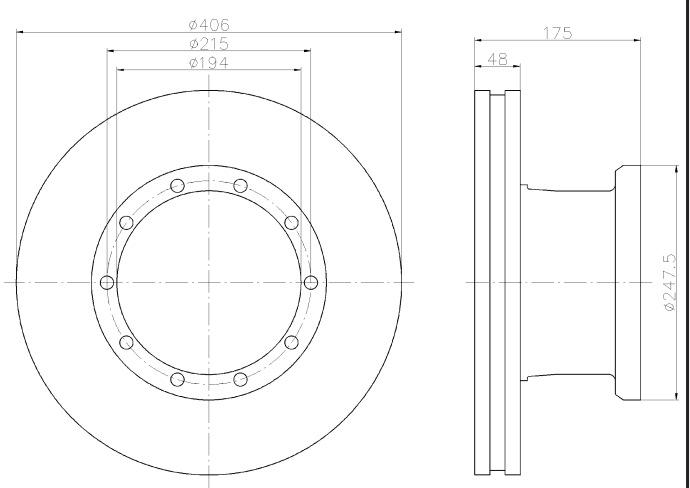
SETRA



CVD527

38 

BOVA, DAF, KNORR BREMSE, VAN HOOL



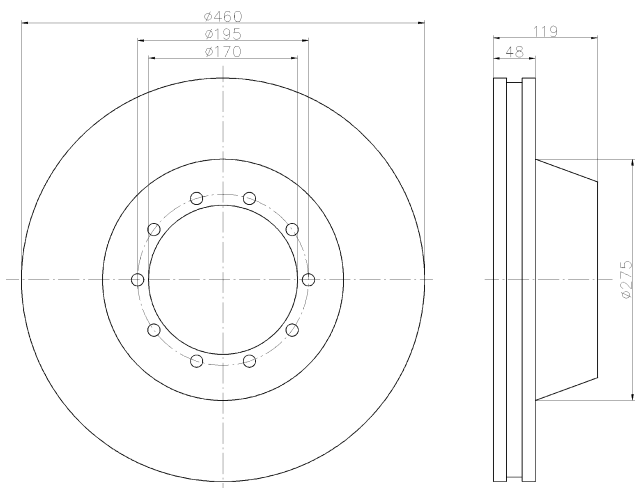
Illustrations




CVD528

42 

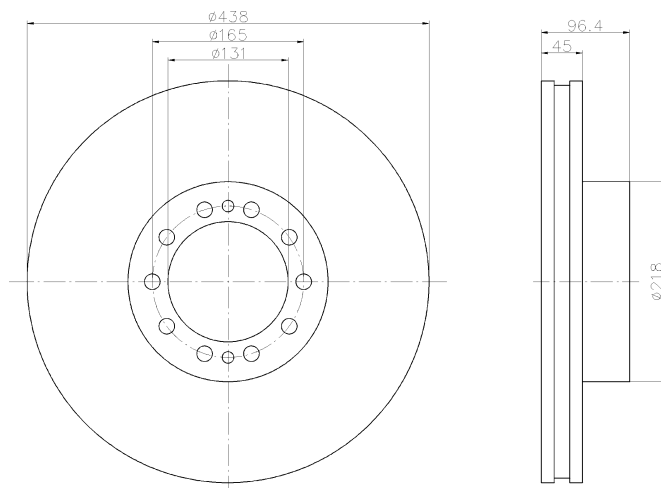
BOVA, DAF



CVD529

41 

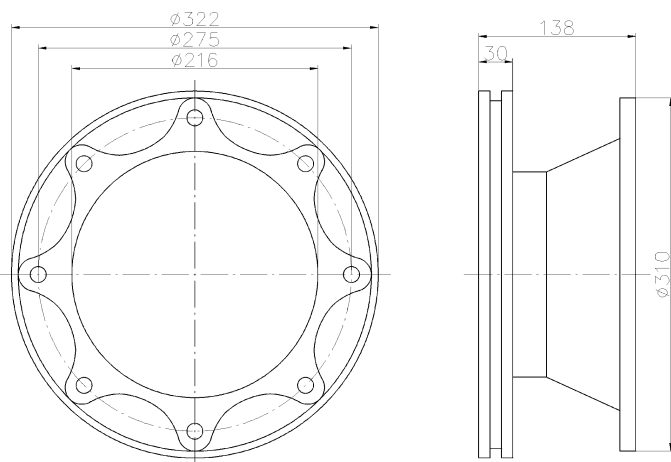
RENAULT TRUCKS



CVD530

27 

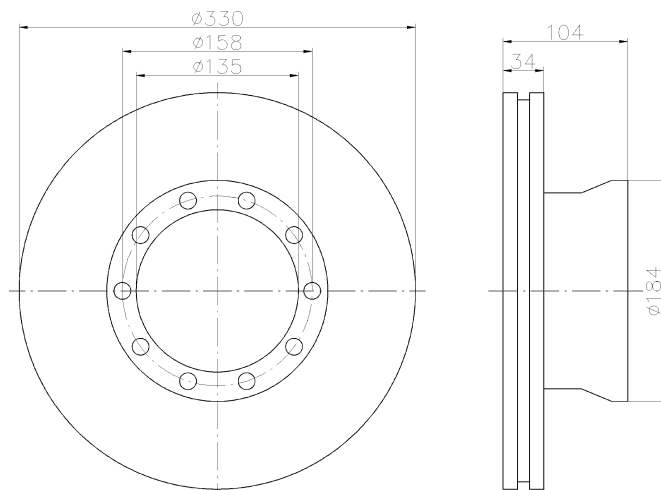
VOLVO




CVD531

28 

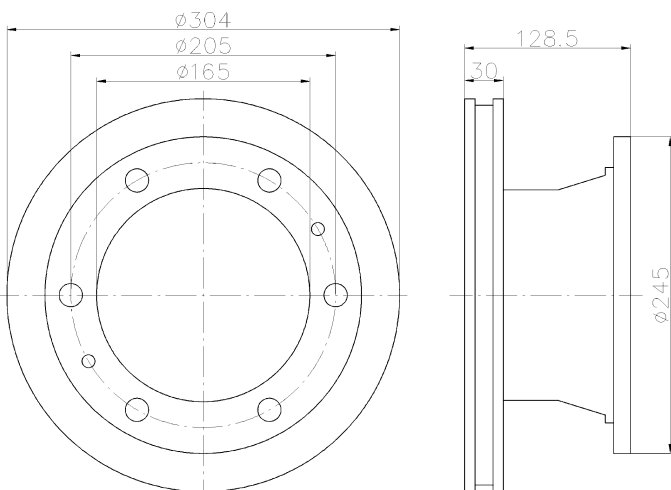
MAN




CVD532

27.8 

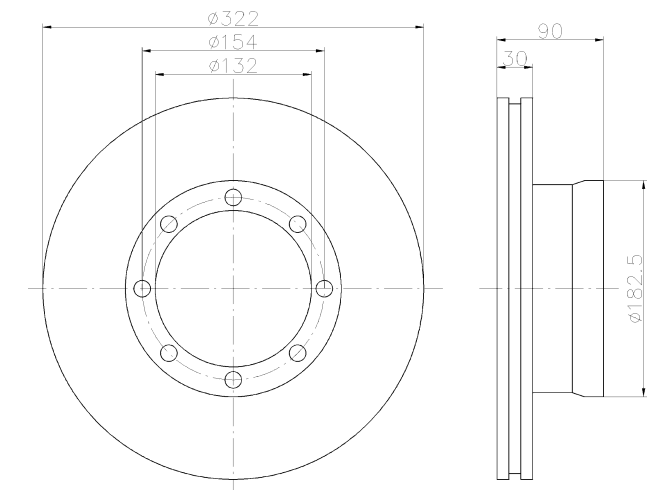
NEOPLAN



CVD535

27 

VOLVO

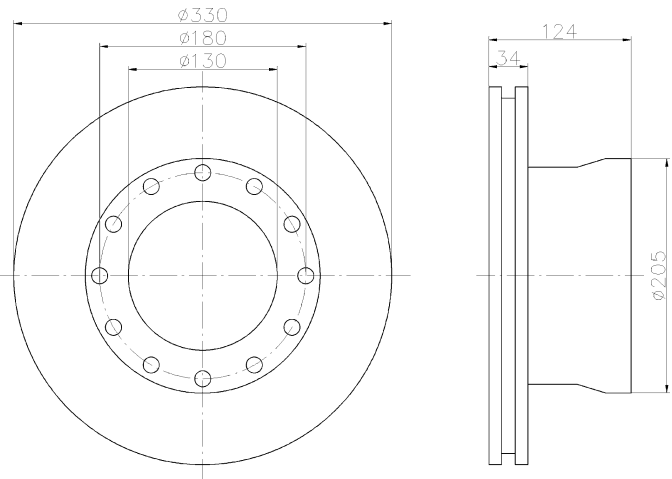




CVD536

28 ABS

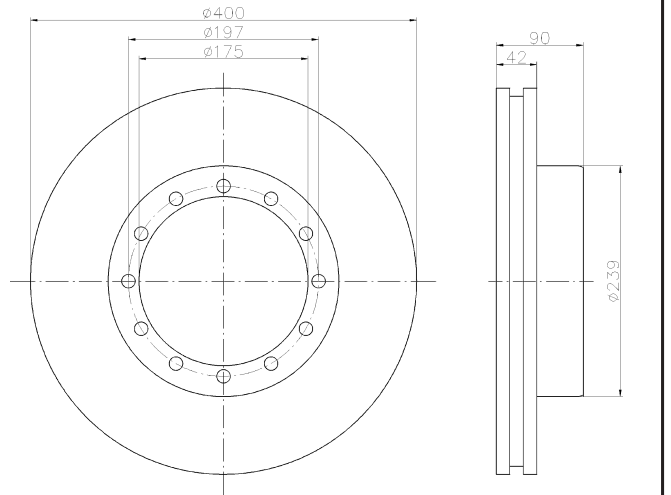
BMC, MAN



CVD538

39

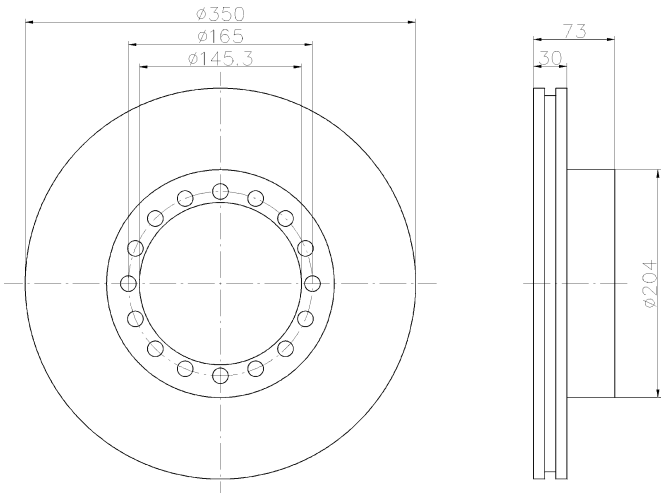
RENAULT TRUCKS



CVD539

27

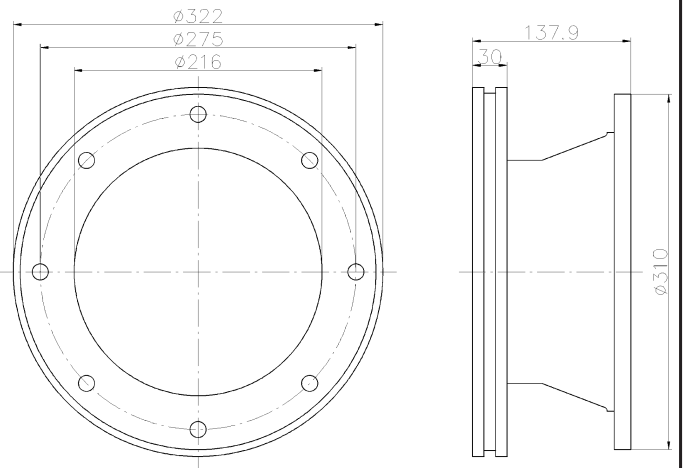
RENAULT TRUCKS



CVD540

27

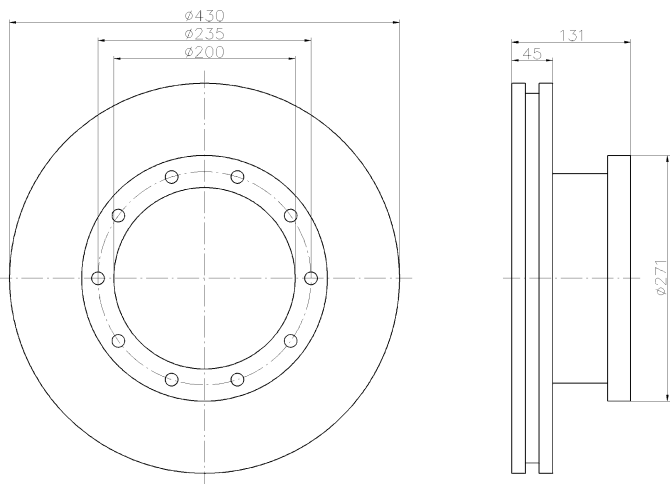
VOLVO



CVD541

37

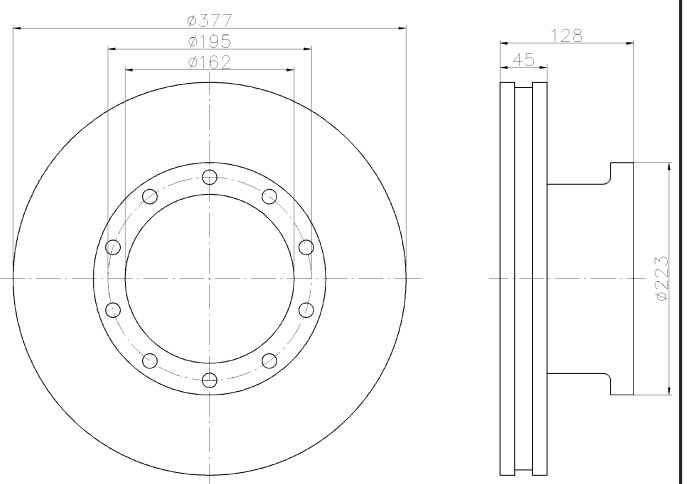
BOVA, NEOPLAN



CVD543

38

MAN



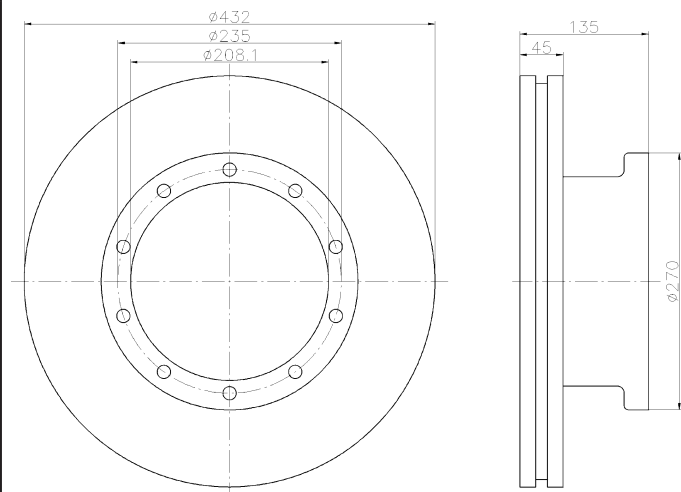
Illustrations



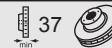
CVD544



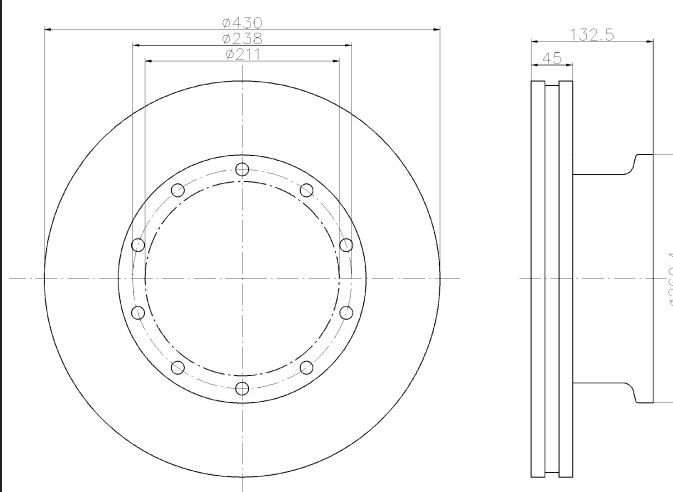
ERF, MAN



CVD552



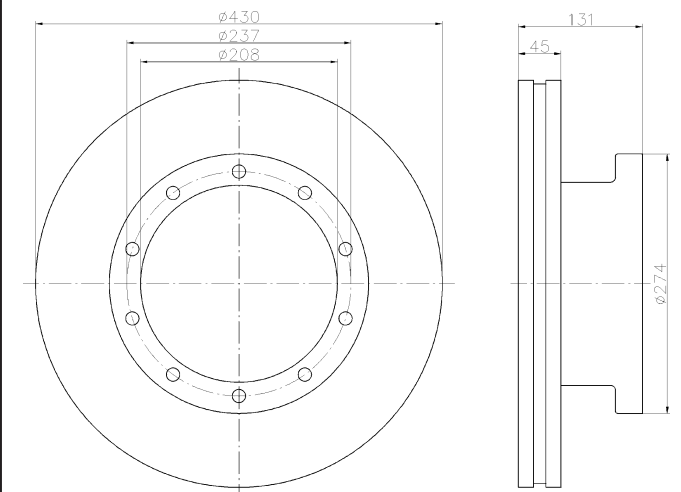
GRANNING LYNX, MERCEDES-BENZ, SETRA



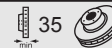
CVD553



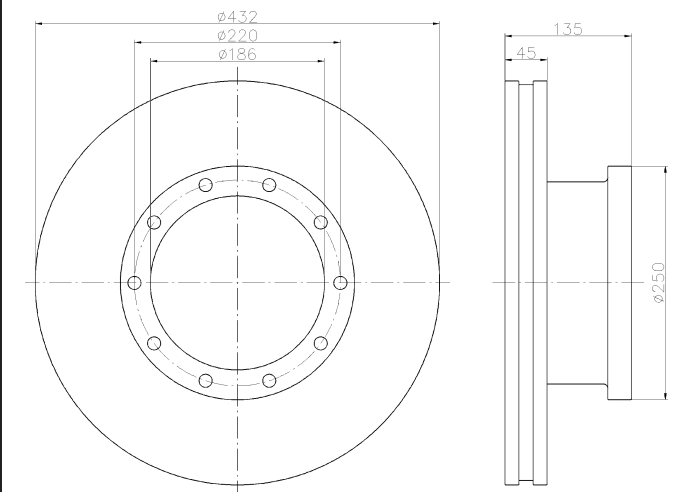
SCANIA



CVD554



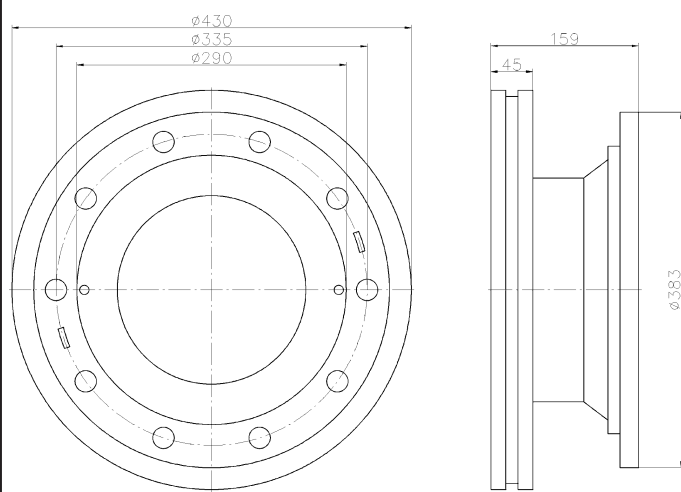
MERCEDES-BENZ, SETRA



CVD555



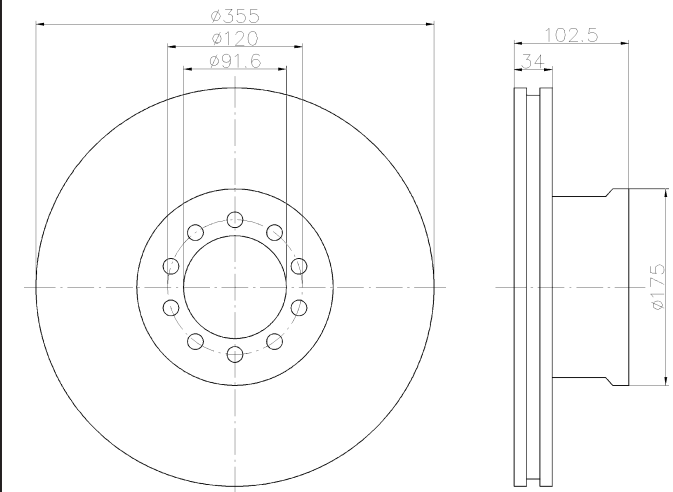
BPW, HALDEX



CVD557



MERCEDES-BENZ



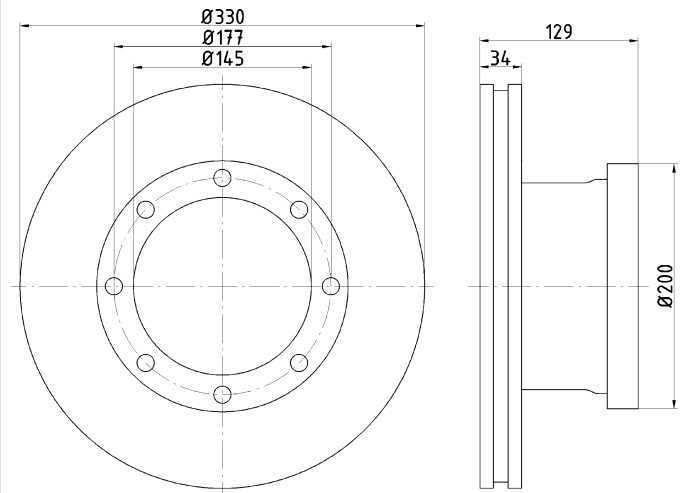
Illustrations



CVD558

26

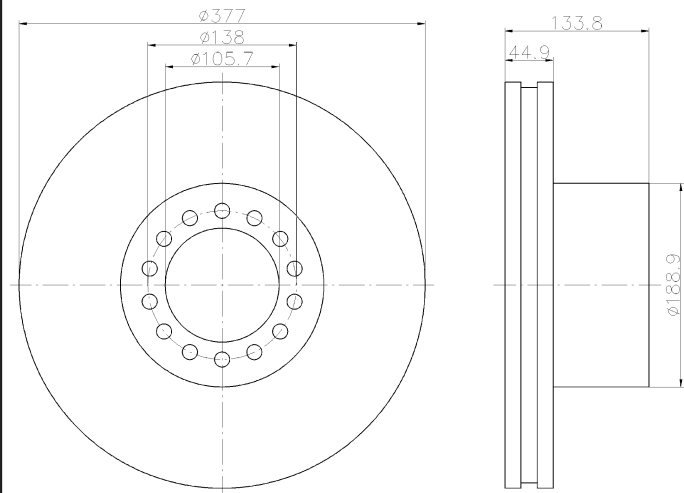
GRANNING LYNX, MAN



CVD559

37

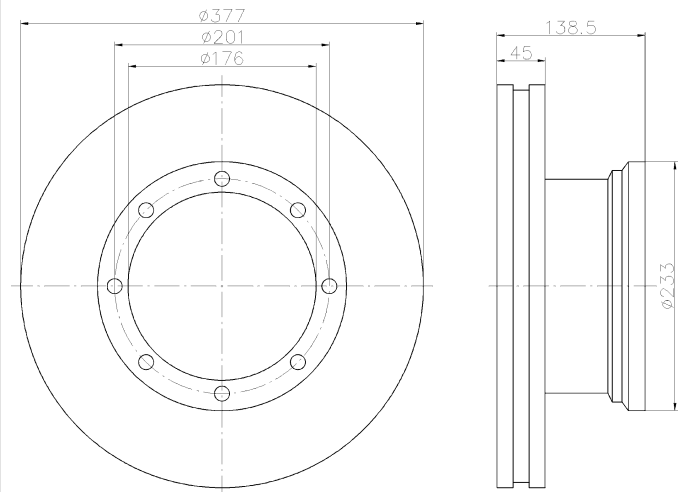
MERCEDES-BENZ



CVD560

37

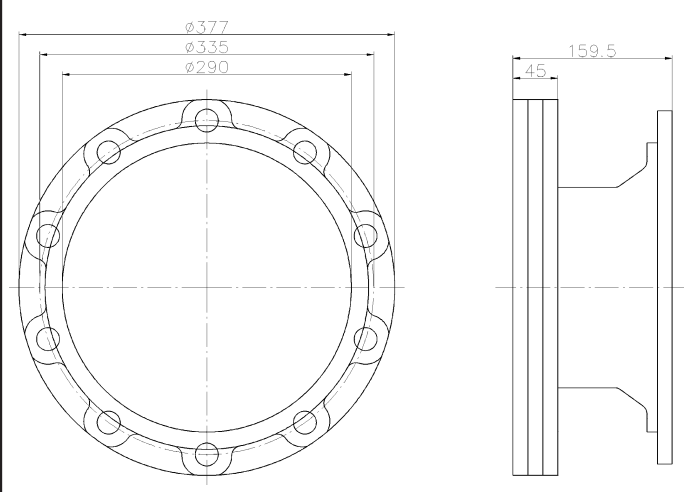
MERCEDES-BENZ



CVD561

37

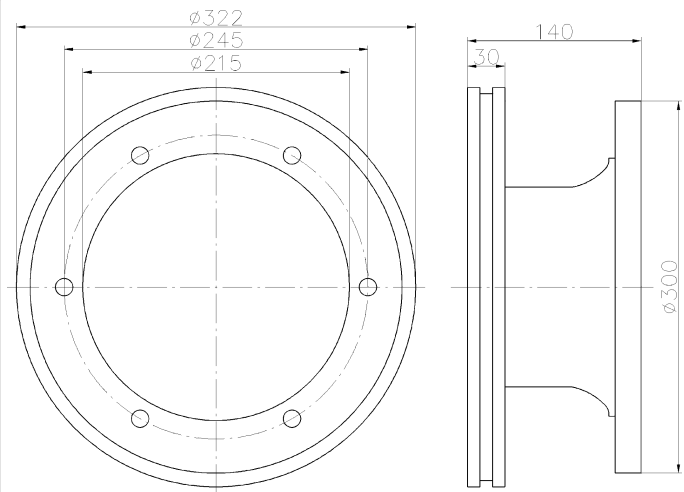
BPW



CVD562

27.5

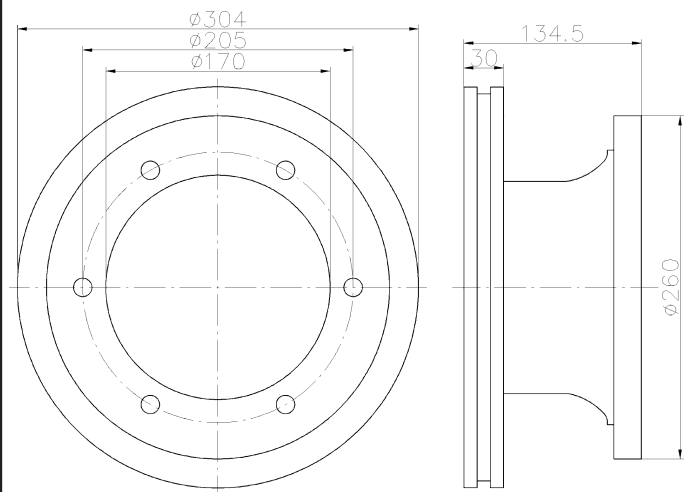
RENAULT TRUCKS



CVD563

27

RENAULT TRUCKS



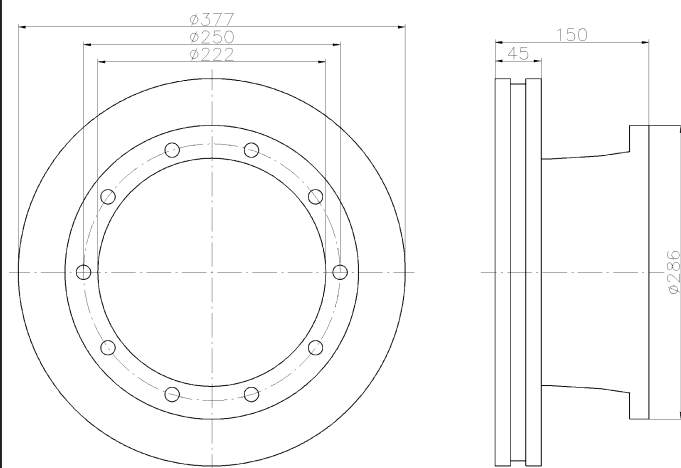
Illustrations



CVD566

36

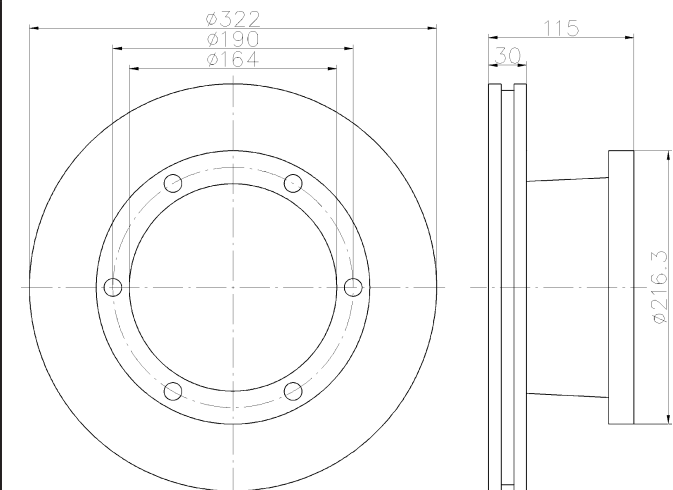
MERITOR, ROCKWELL



CVD569

28

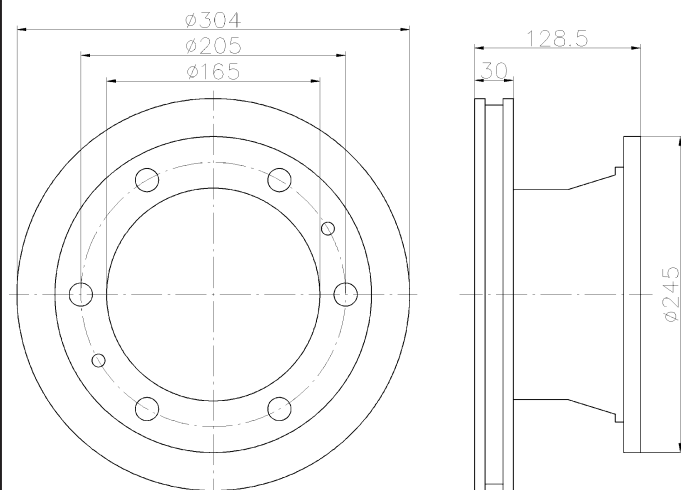
VOLVO



CVD570

27.8

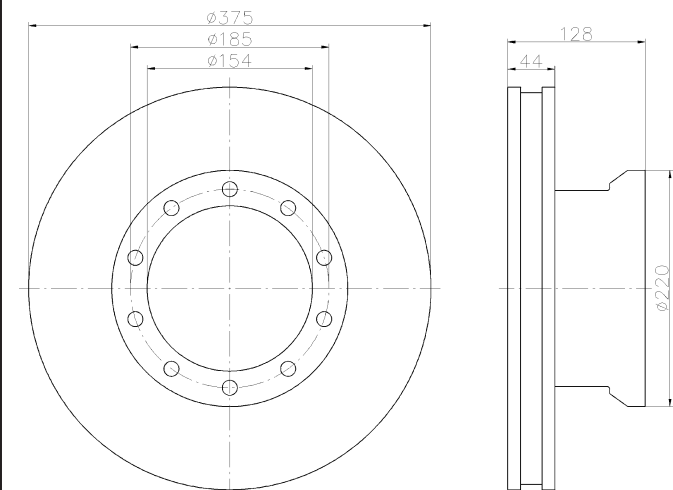
IVECO



CVD572

40

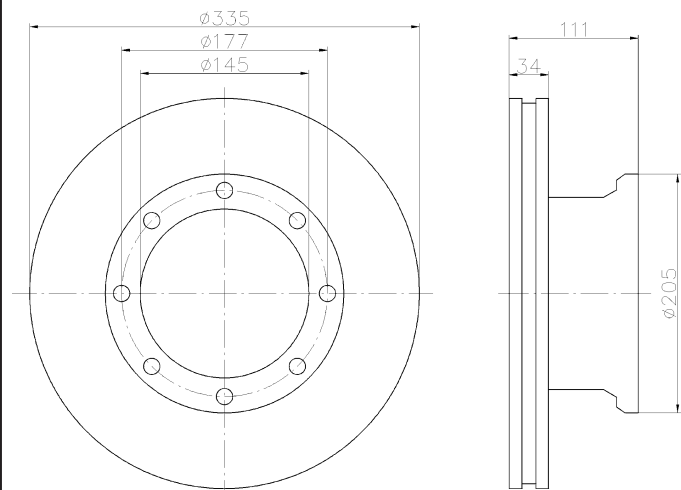
DAF



CVD573

28

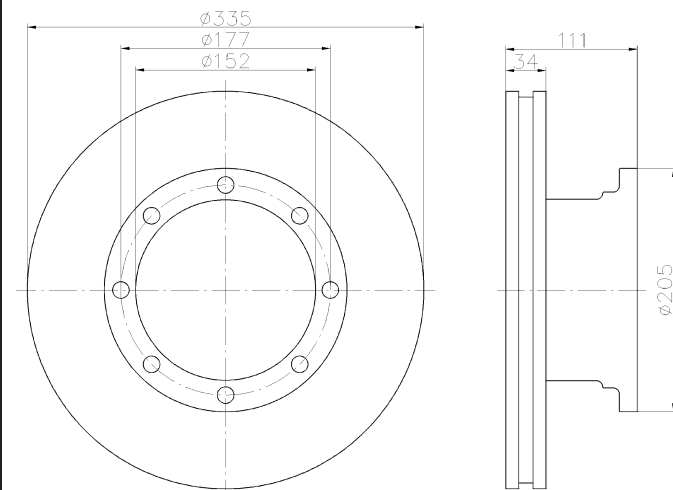
MERCEDES-BENZ



CVD574

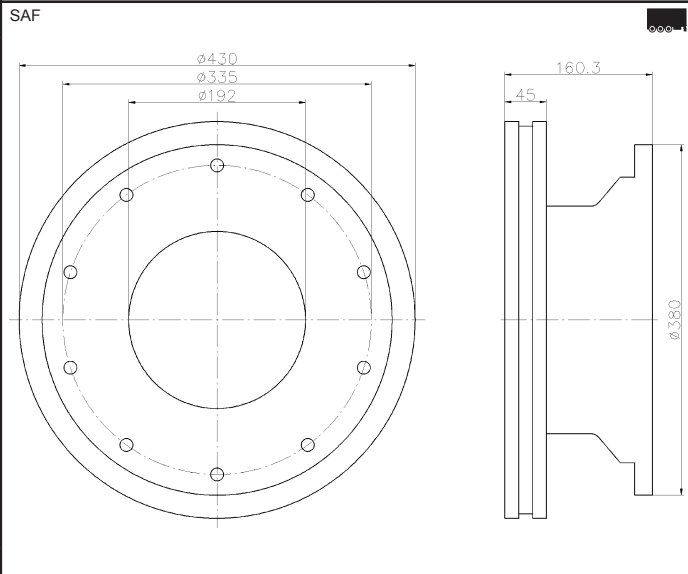
28

MERCEDES-BENZ

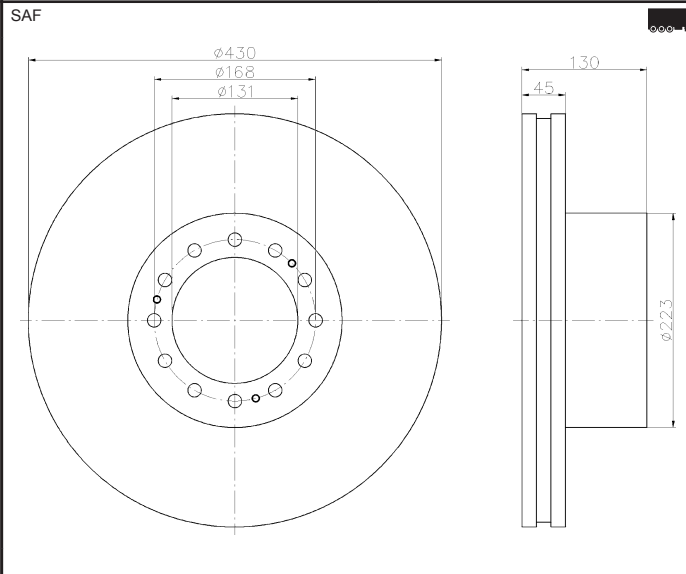
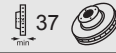




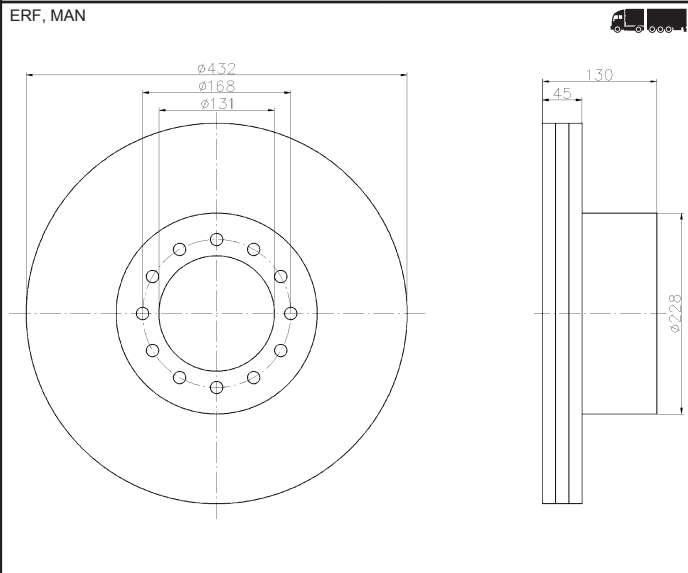
CVD575



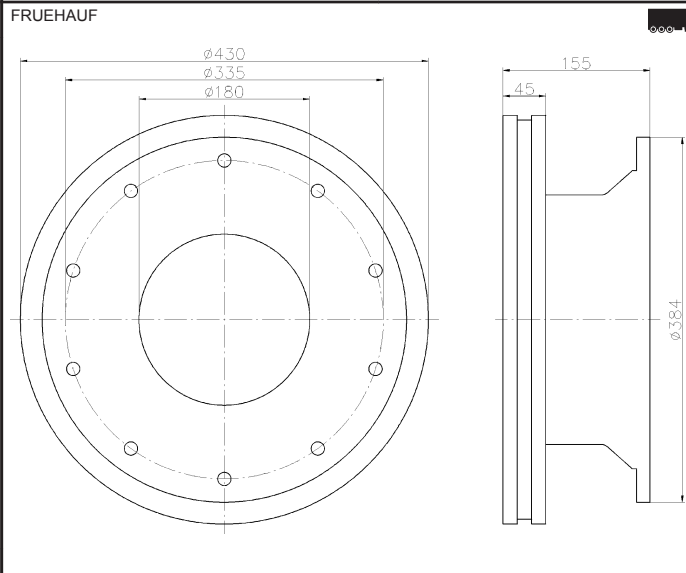
CVD576



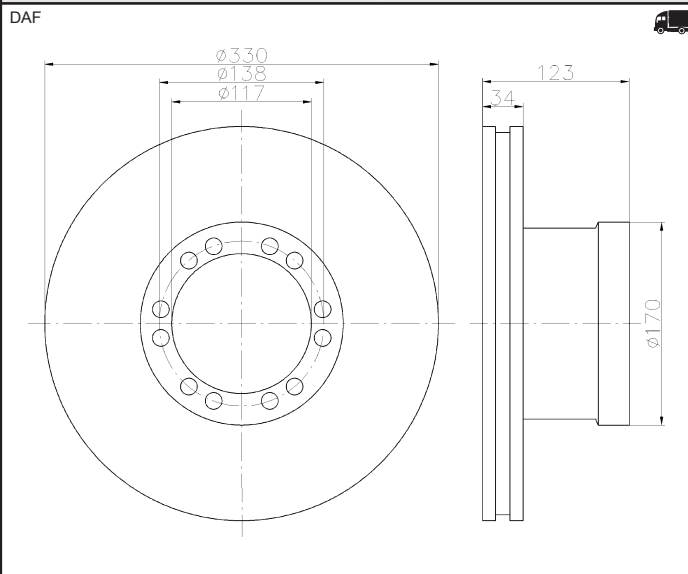
CVD579



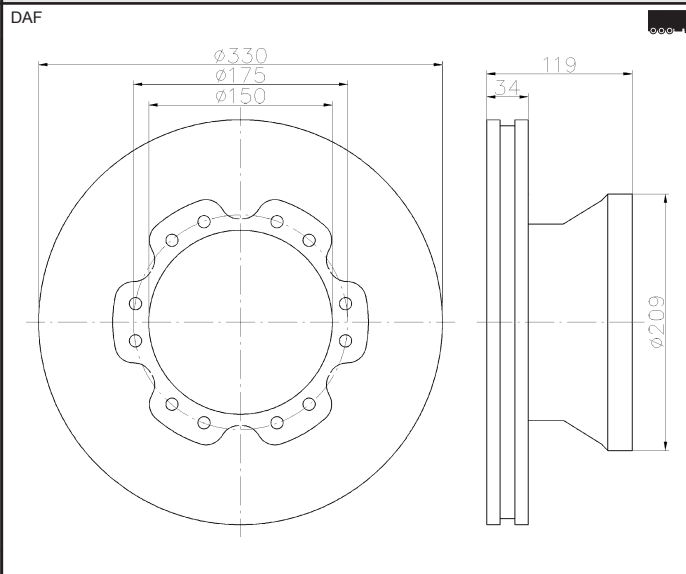
CVD580



CVD581



CVD582



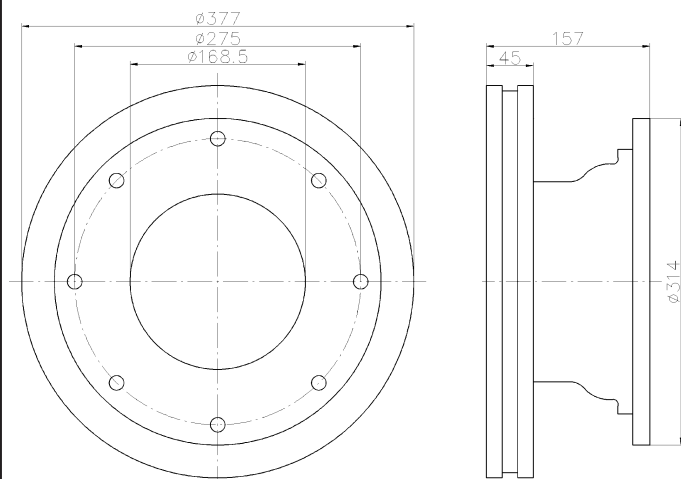
Illustrations



CVD583



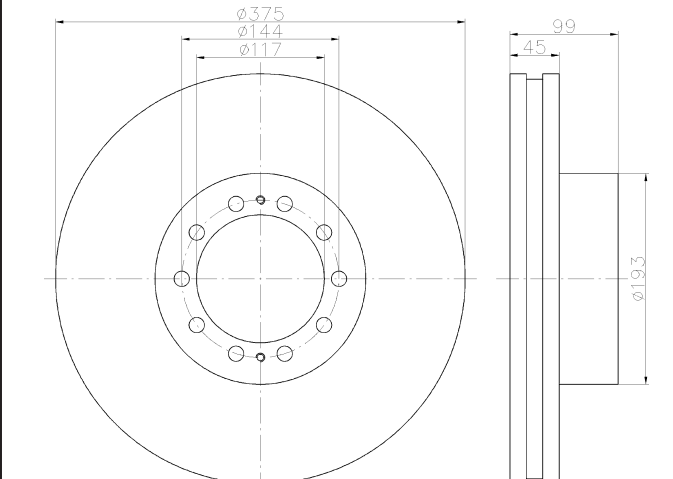
SAF



CVD588



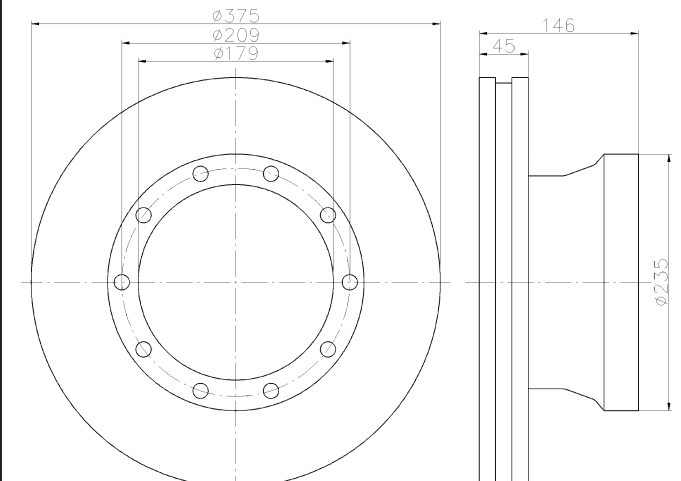
DAF



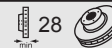
CVD589



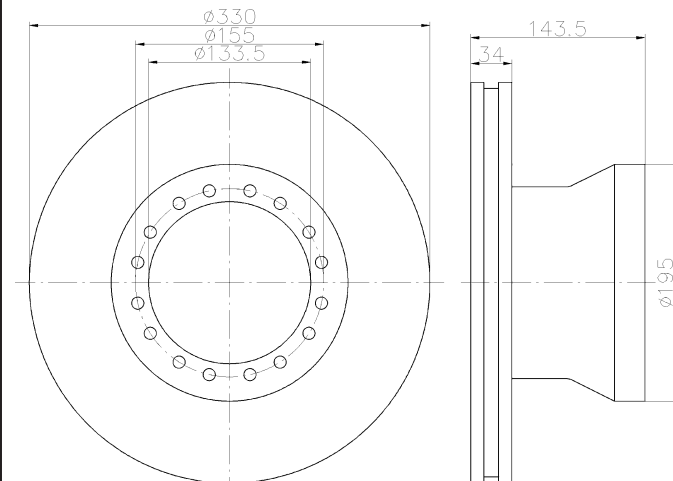
DAF



CVD590



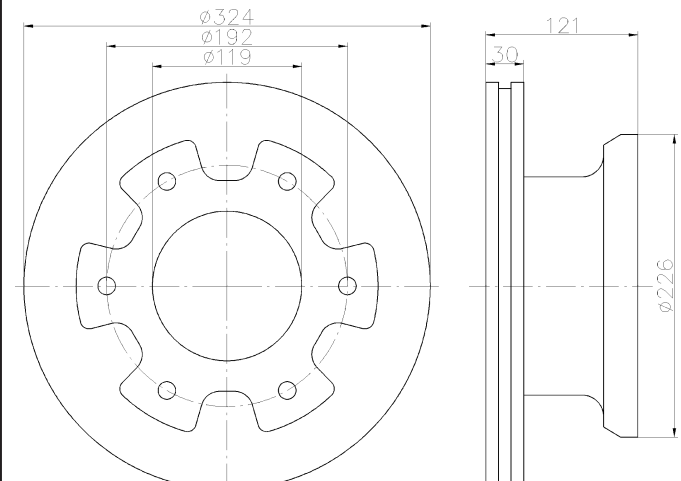
DAF



CVD596



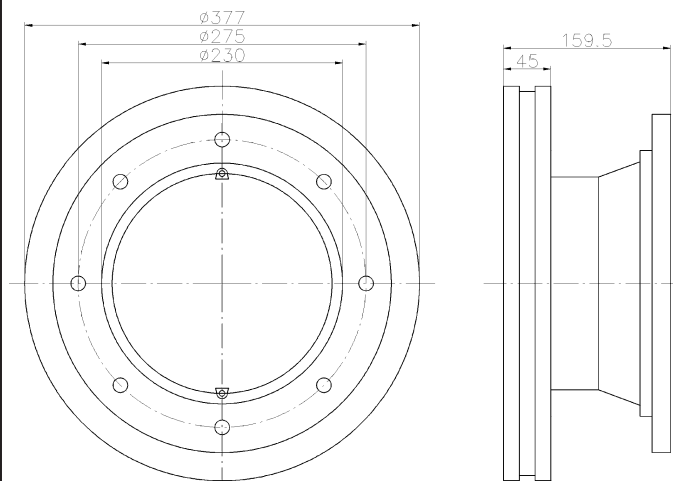
MERCEDES-BENZ, PLAXTON



CVD598



BPW

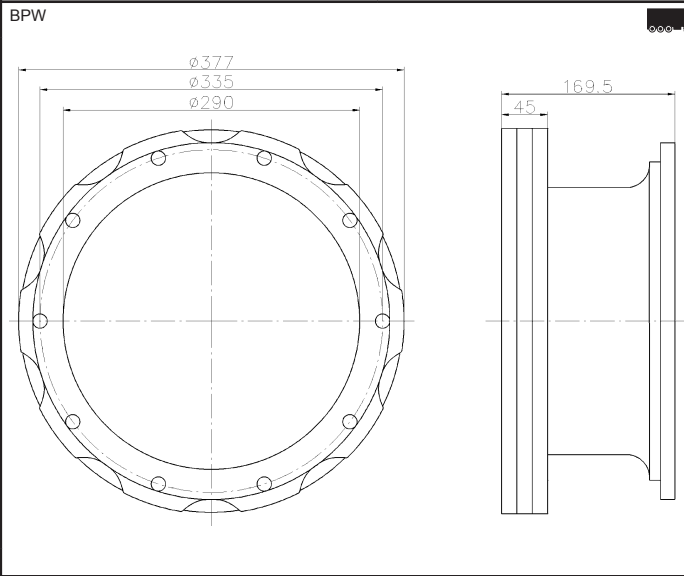


Illustrations



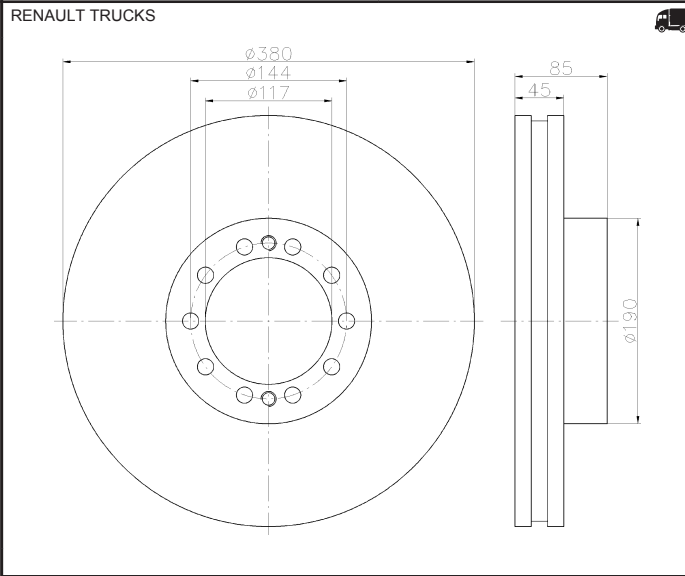
CVD599

40



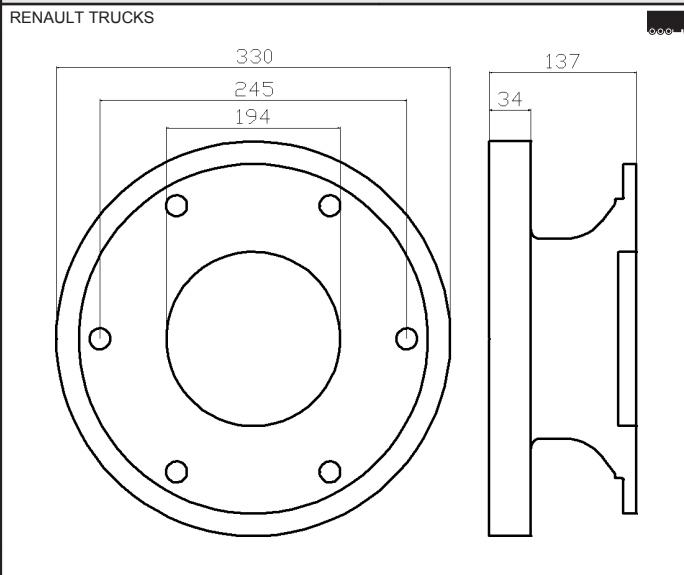
CVD600

40



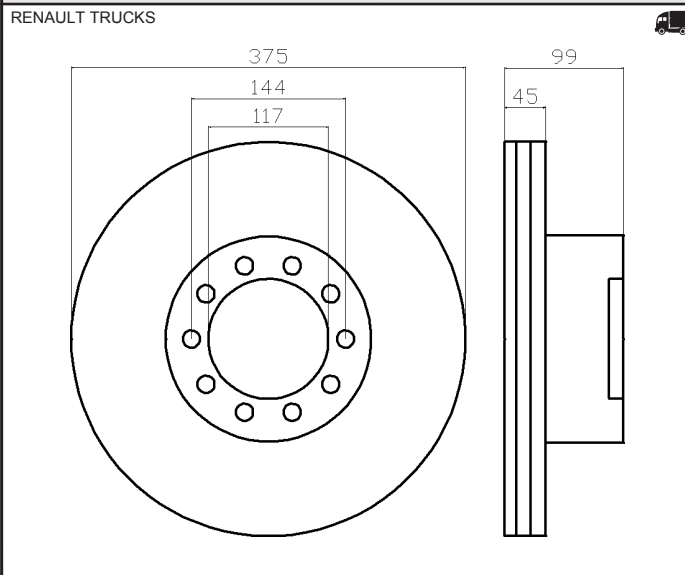
CVD602

28 ABS



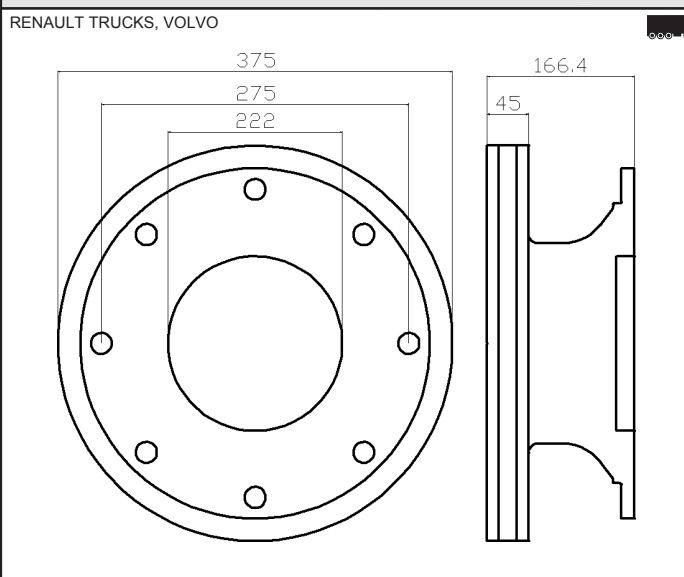
CVD603

38



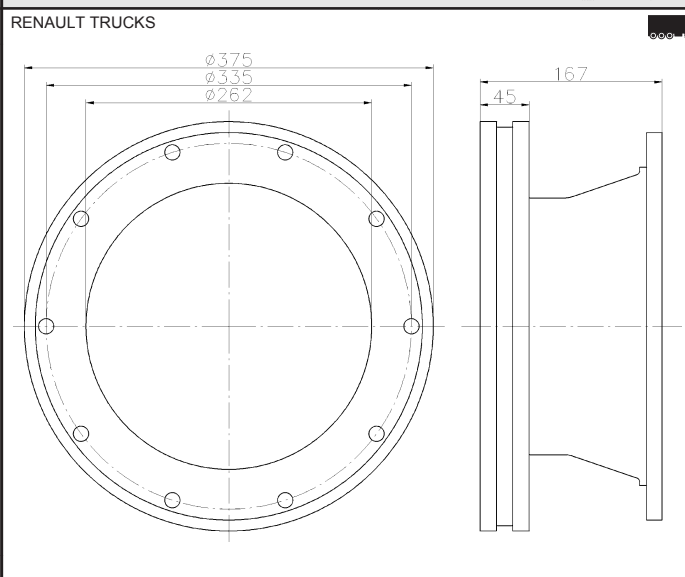
CVD604

38



CVD605

38



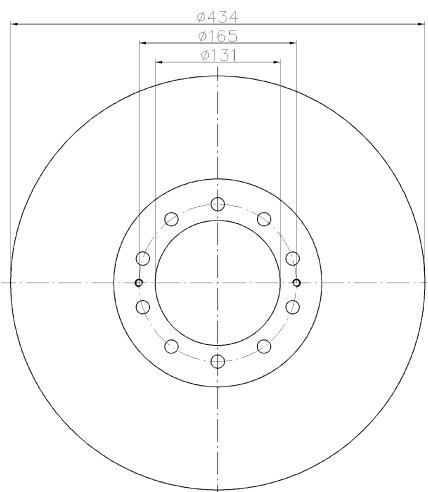
Illustrations



CVD606

41

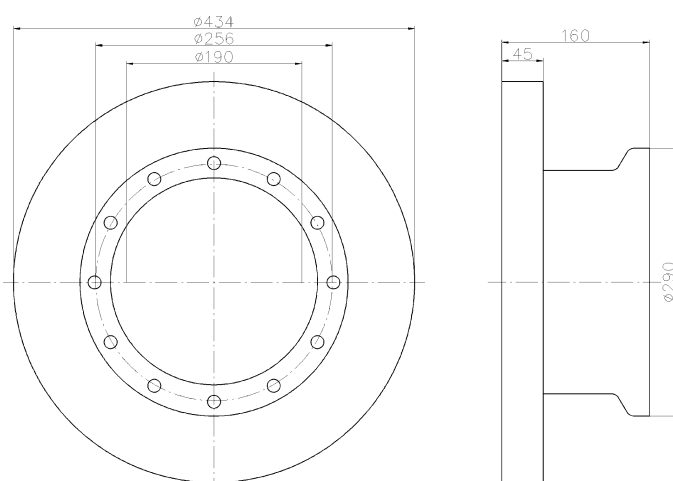
RENAULT TRUCKS



CVD607

40

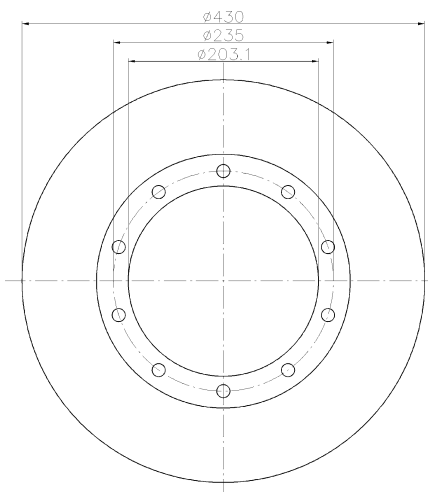
RENAULT TRUCKS



CVD608

37

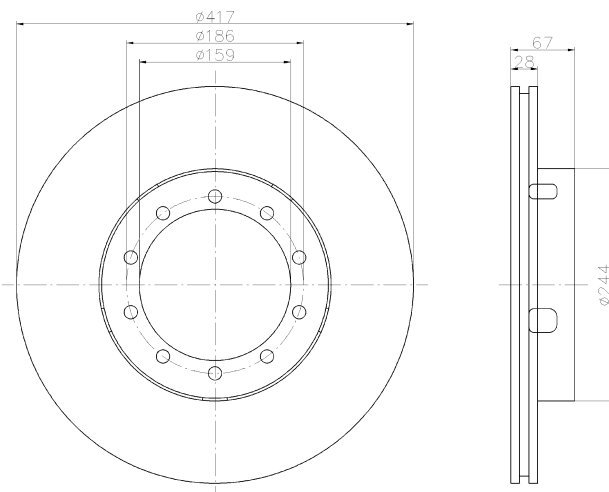
AYATS, DENNIS, NEOPLAN



CVD609

25.5

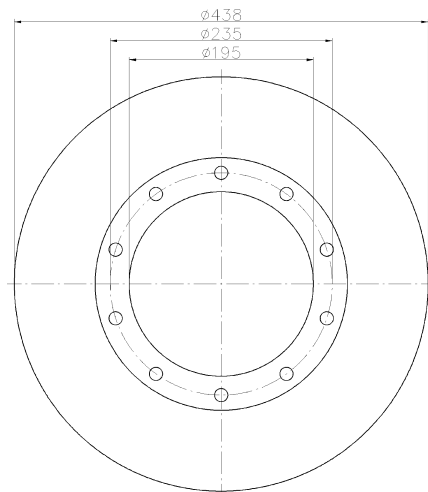
IRISBUS, IVECO



CVD610

38

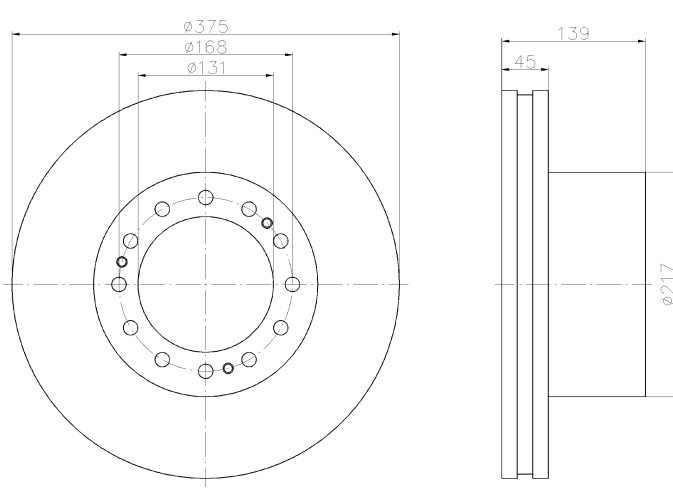
VOLVO



CVD611

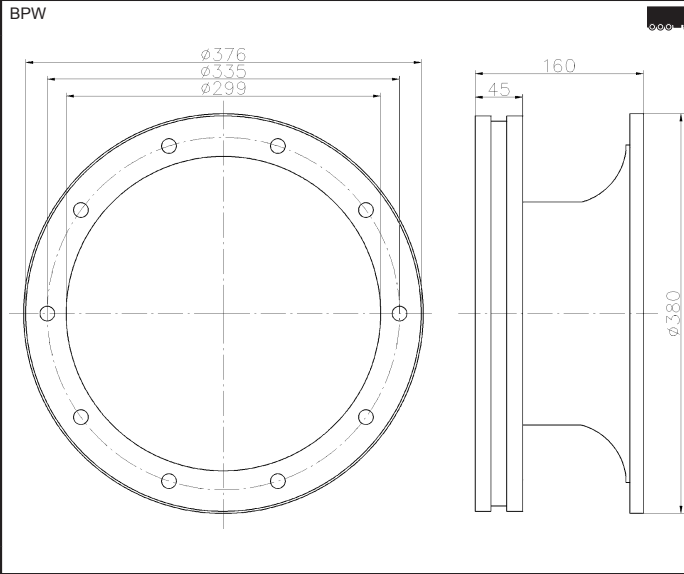
37

SAF

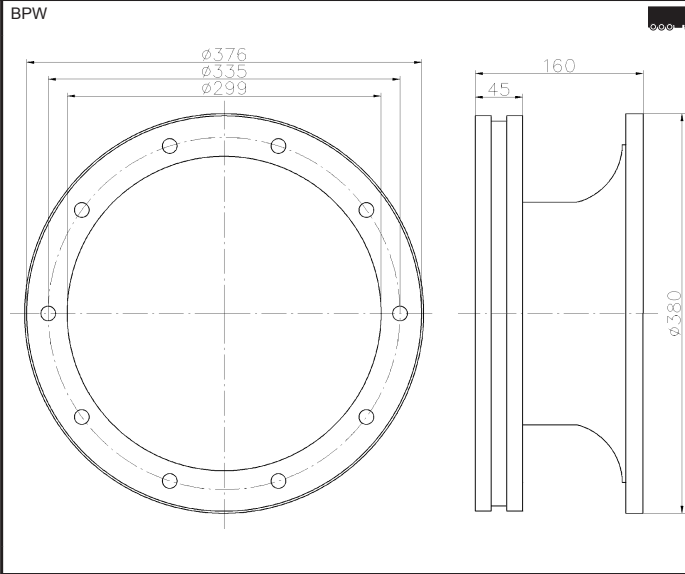




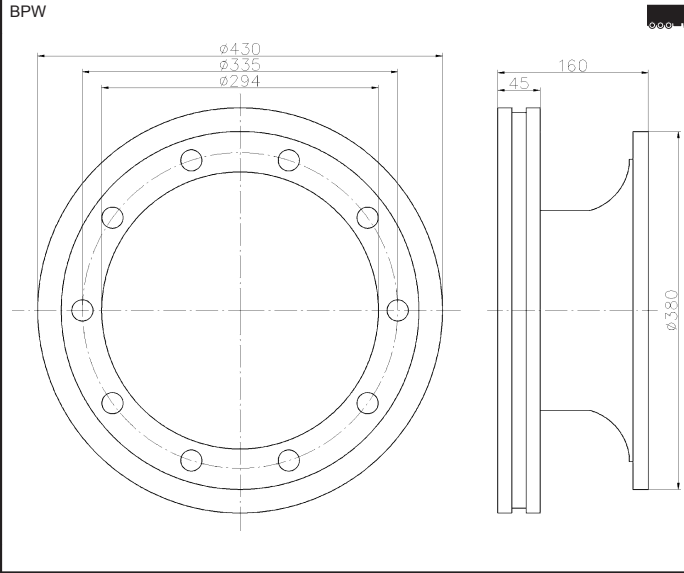
CVD614



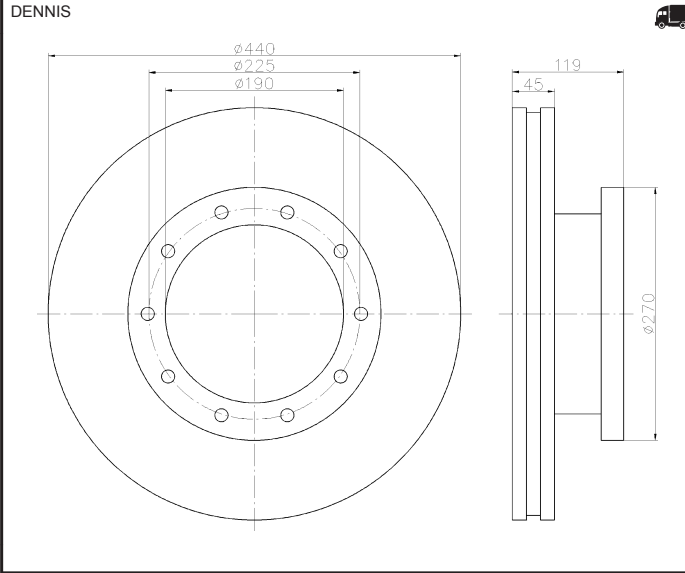
CVD615



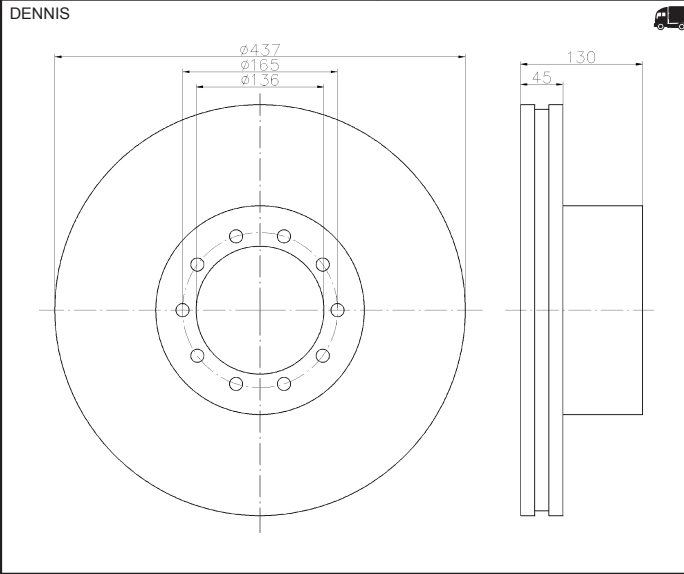
CVD616



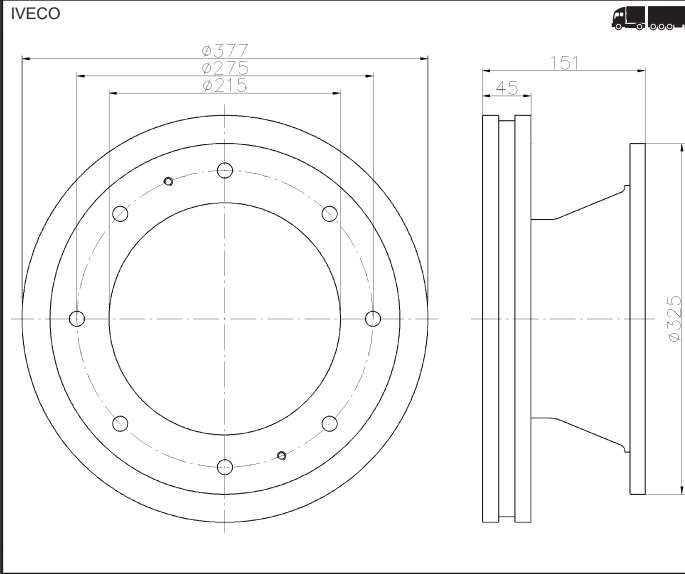
CVD617



CVD618



CVD620



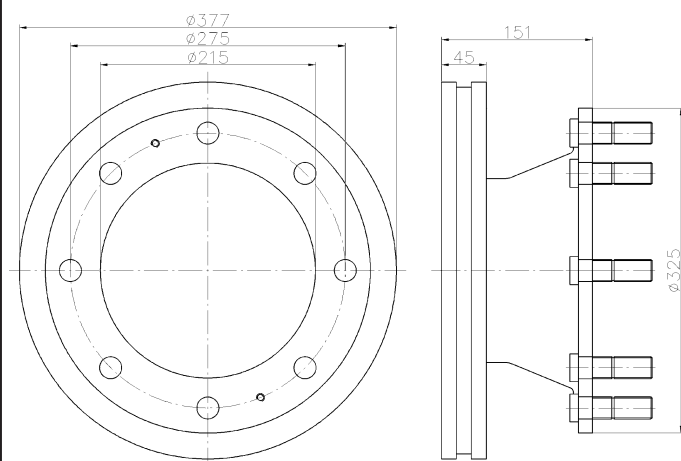
Illustrations



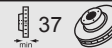
CVD621



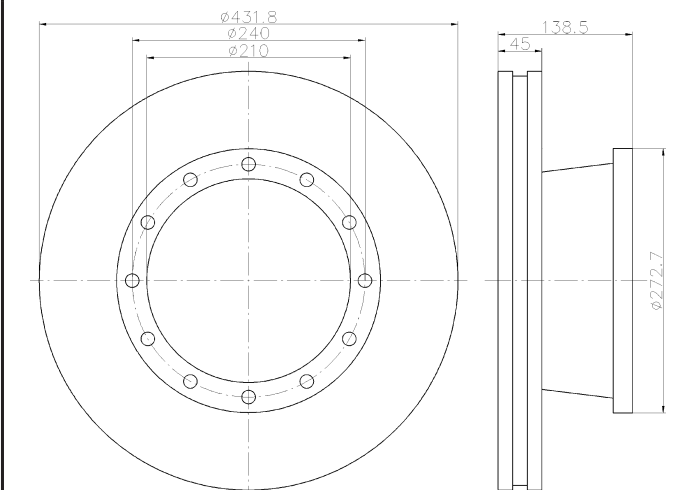
IVECO



CVD622



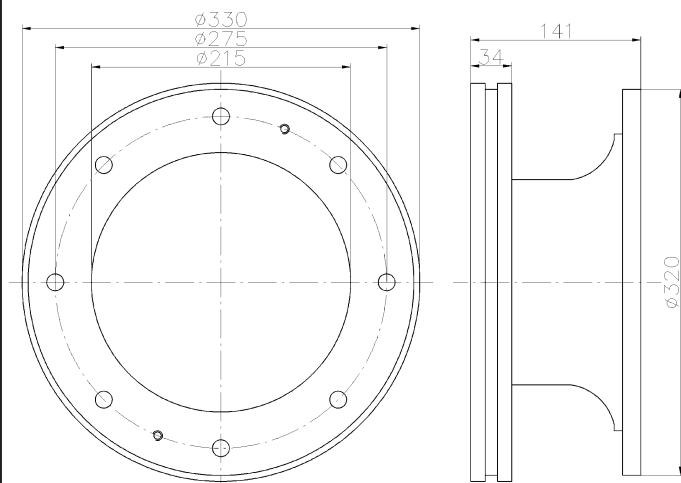
IVECO



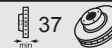
CVD623



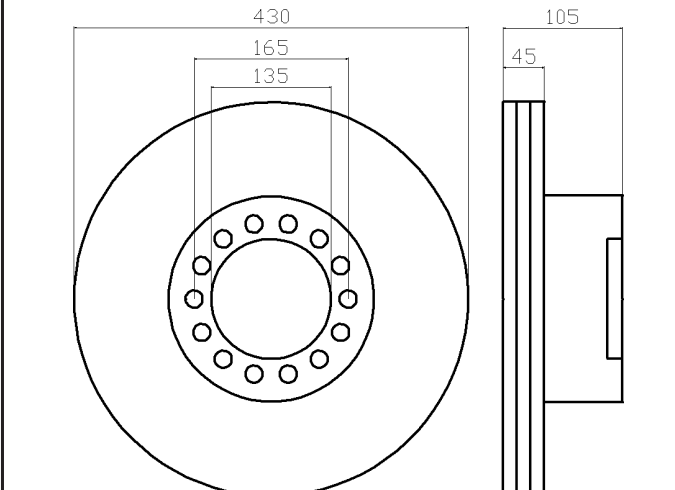
IVECO



CVD630



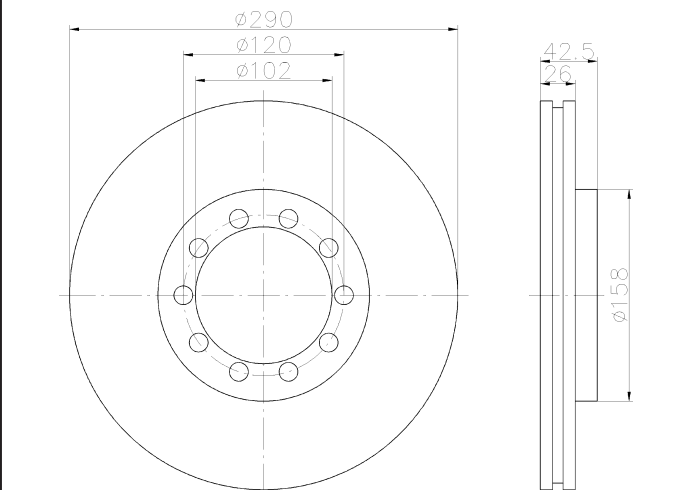
DENNIS




CVD632



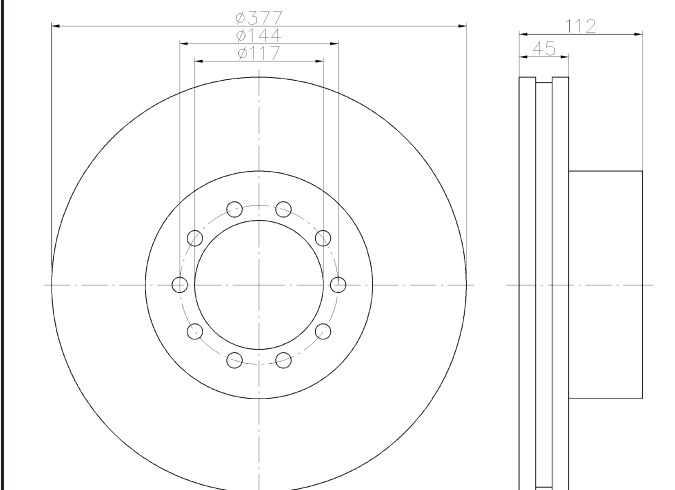
RENAULT TRUCKS



CVD639



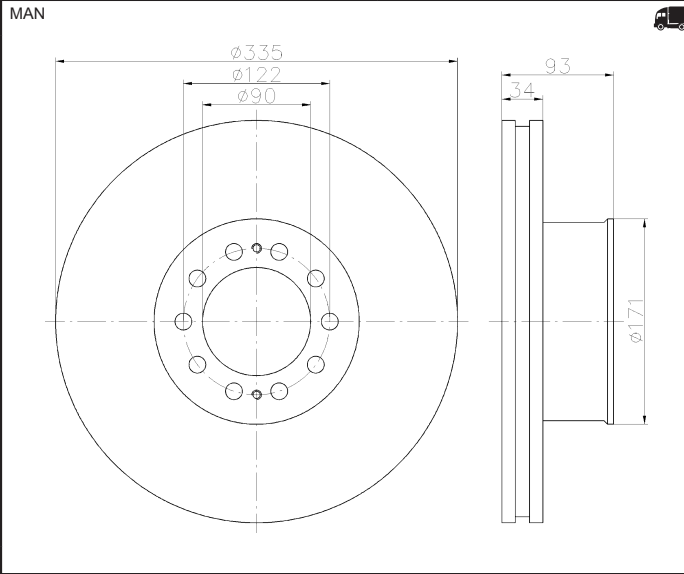
DAF





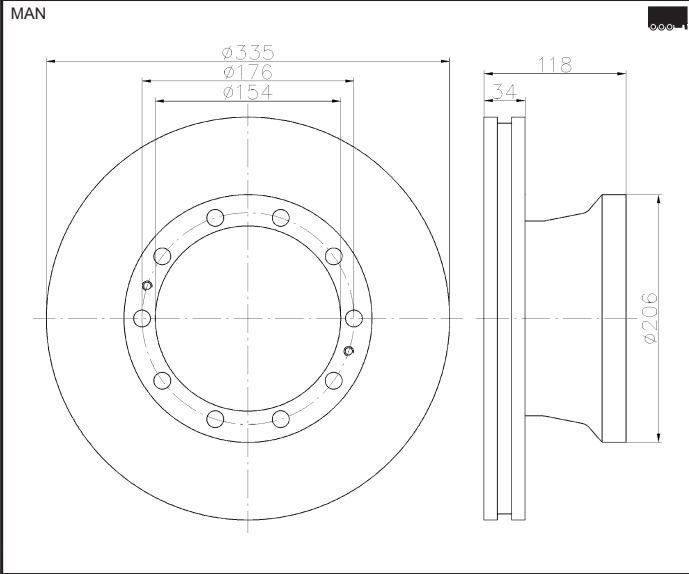
CVD641

26



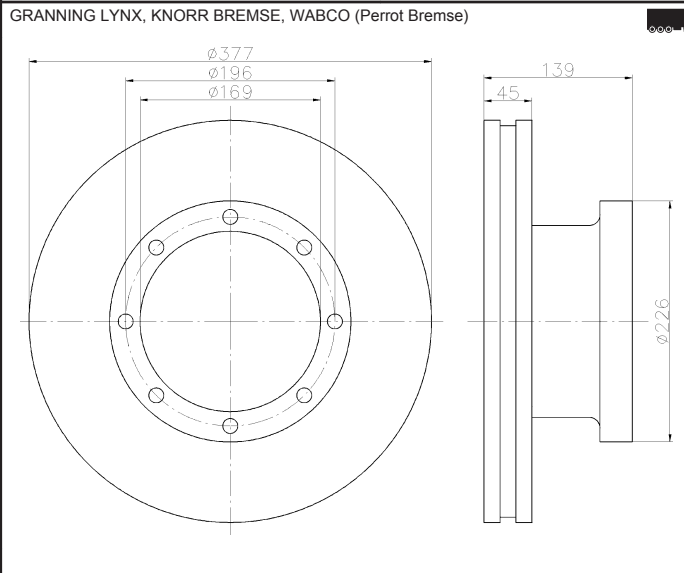
CVD642

26



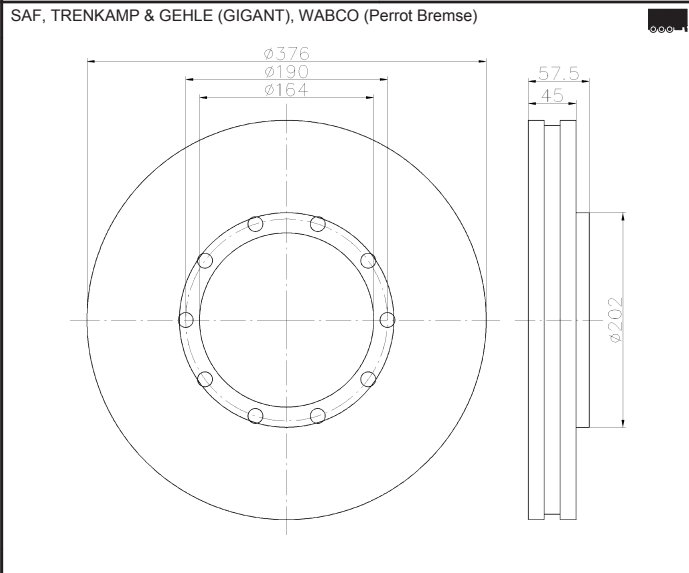
CVD643

37



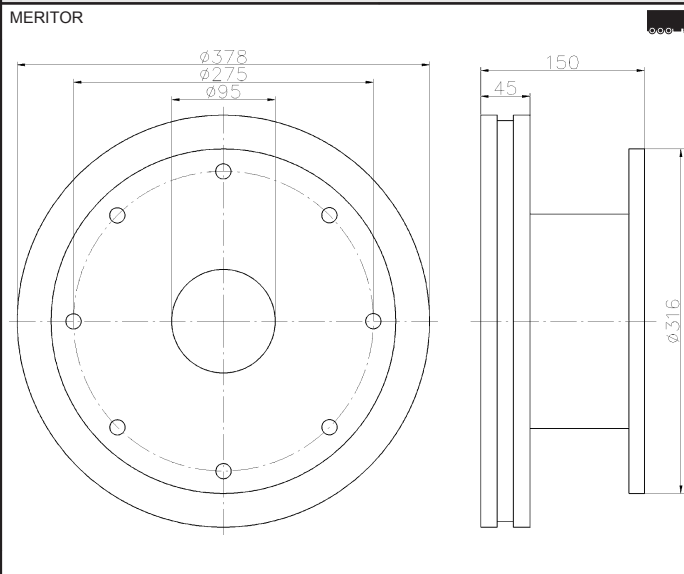
CVD644

37



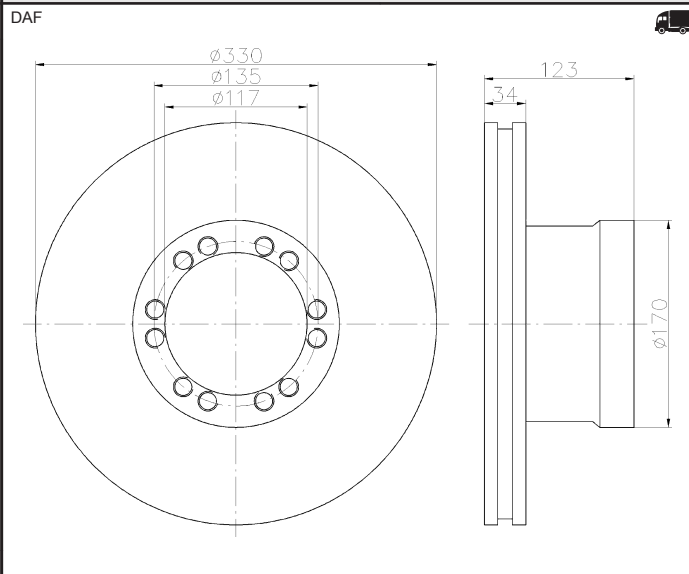
CVD653

40



CVD658

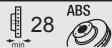
28



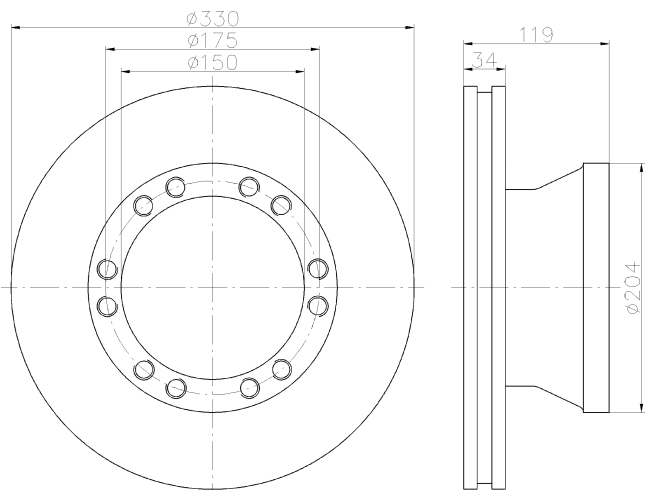
Illustrations



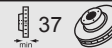
CVD659



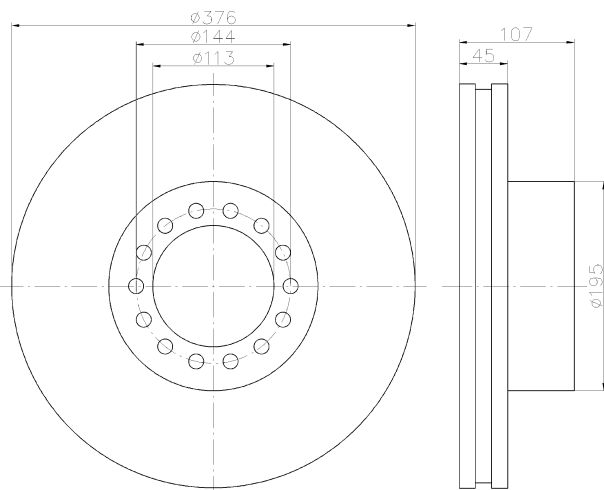
DAF



CVD660



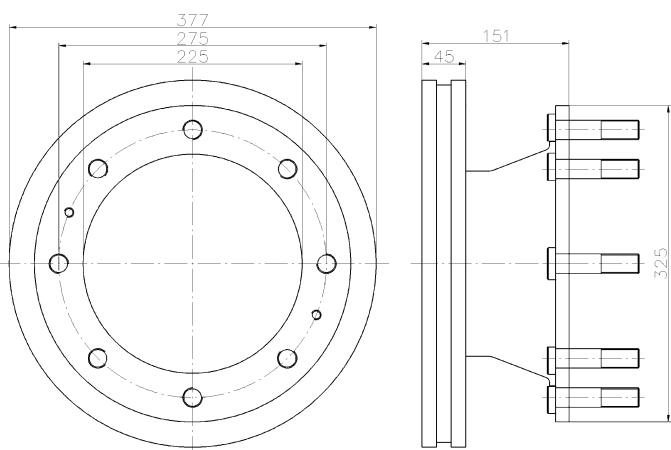
IVECO



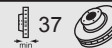
CVD661



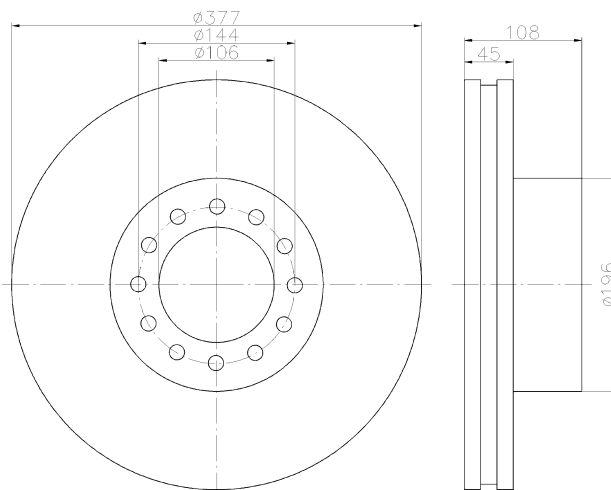
IVECO



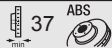
CVD666



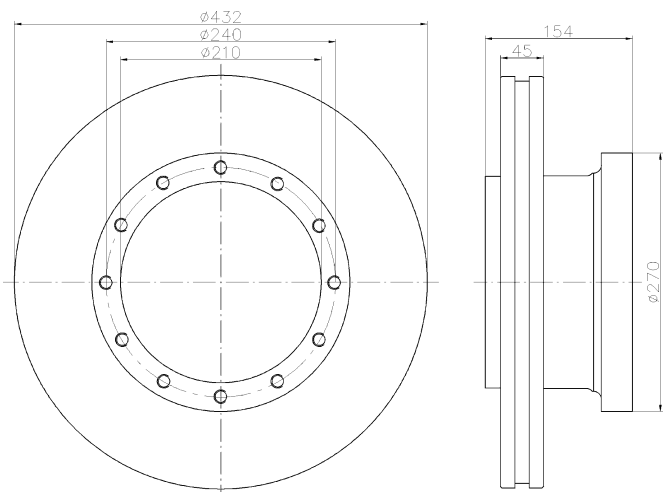
MAN




CVD668



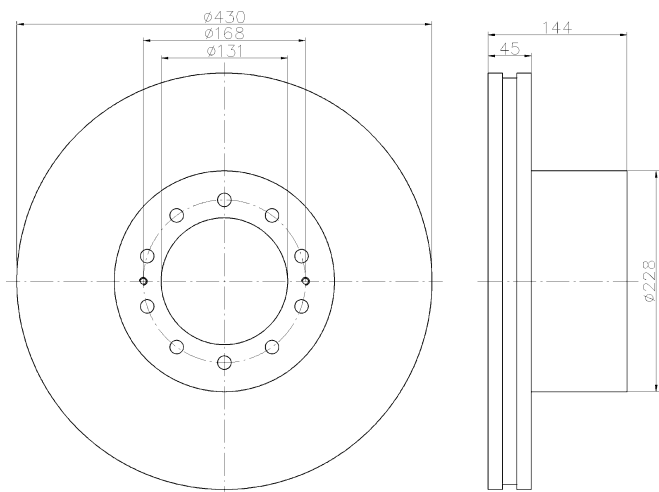
IVECO



CVD670



MERCEDES-BENZ, SETRA

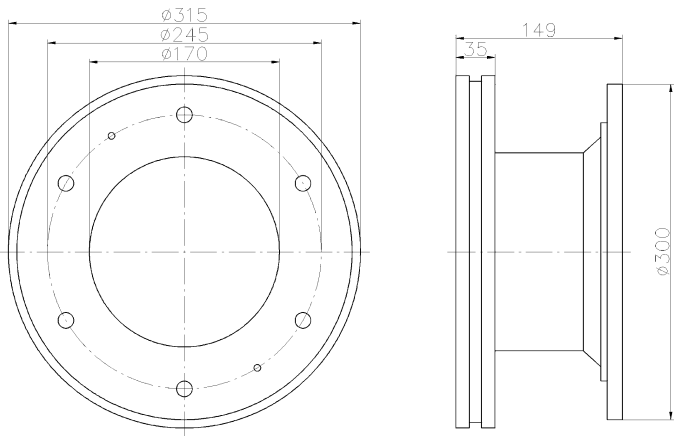




CVD671

26

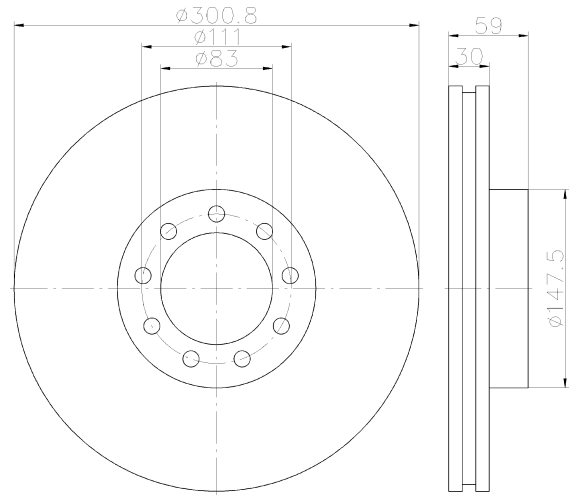
NEOPLAN



CVD673

27

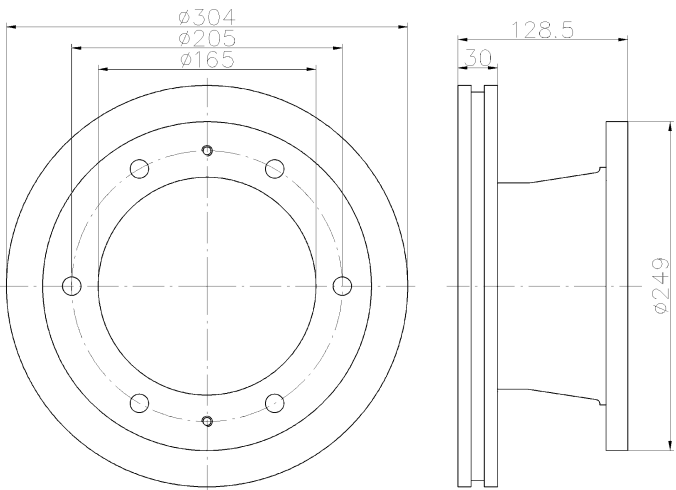
IVECO



CVD678

27.8 ABS

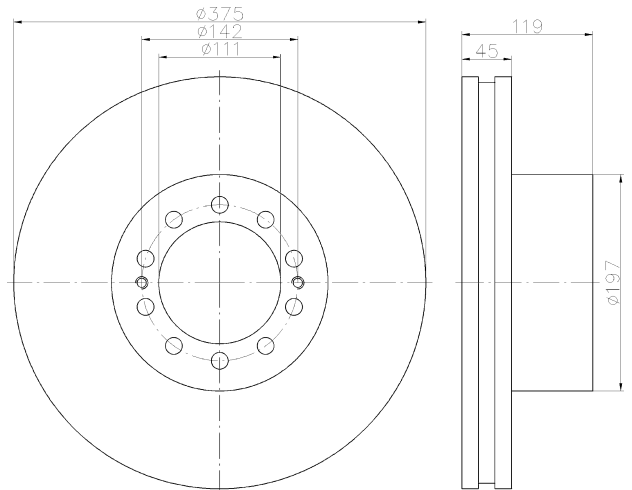
IVECO



CVD689

37

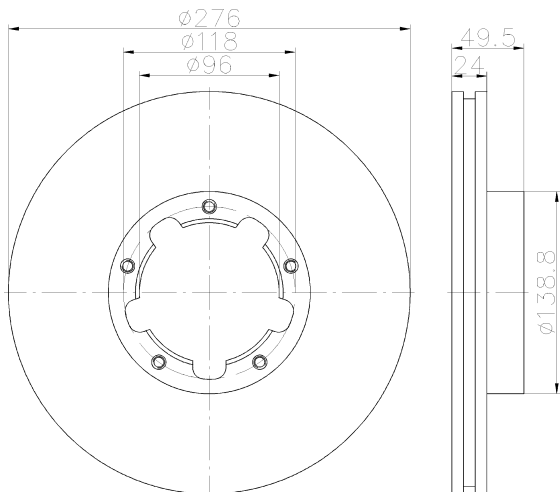
RENAULT TRUCKS, VOLVO



CVD694

22

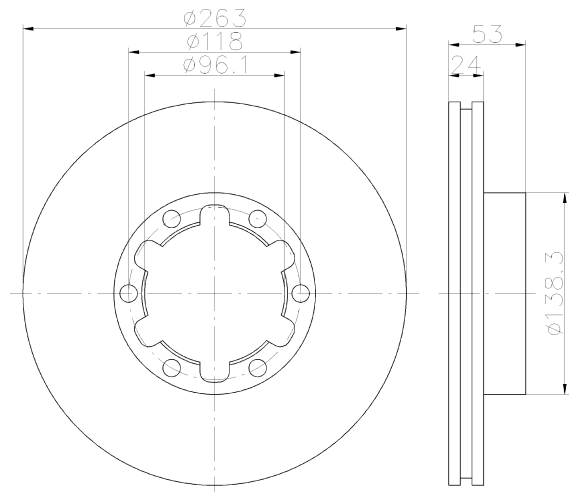
NISSAN



CVD695

22

NISSAN



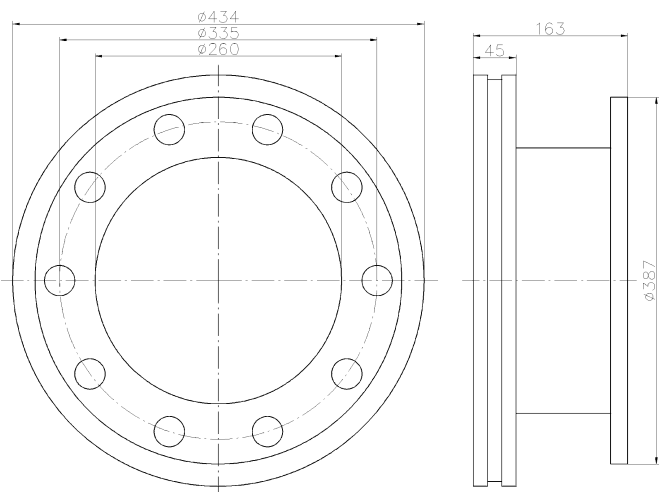
Illustrations



CVD698



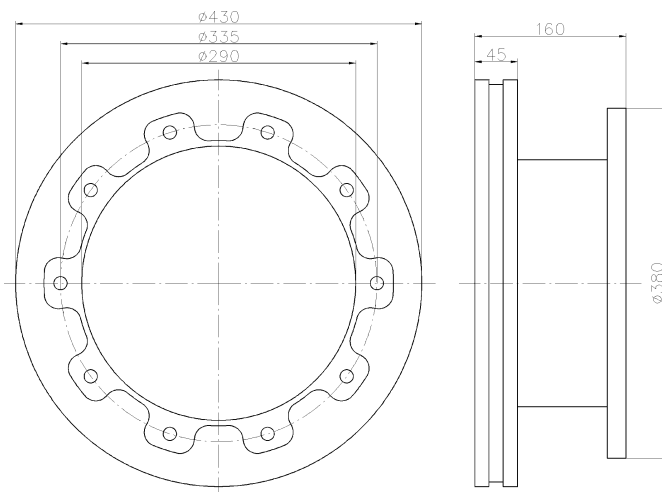
MERITOR



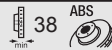
CVD700



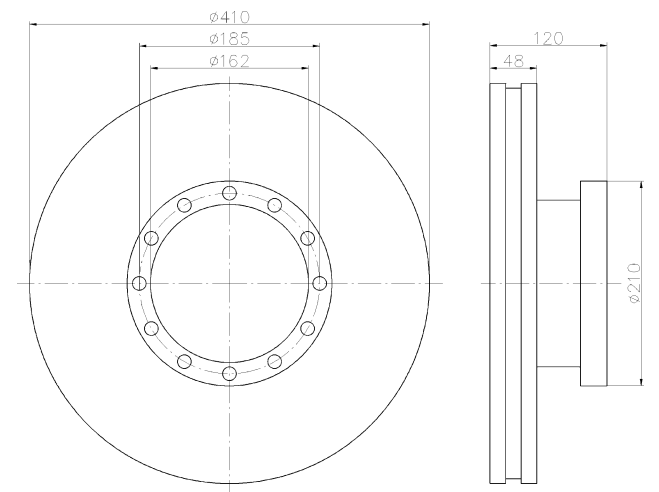
HALDEX



CVD701



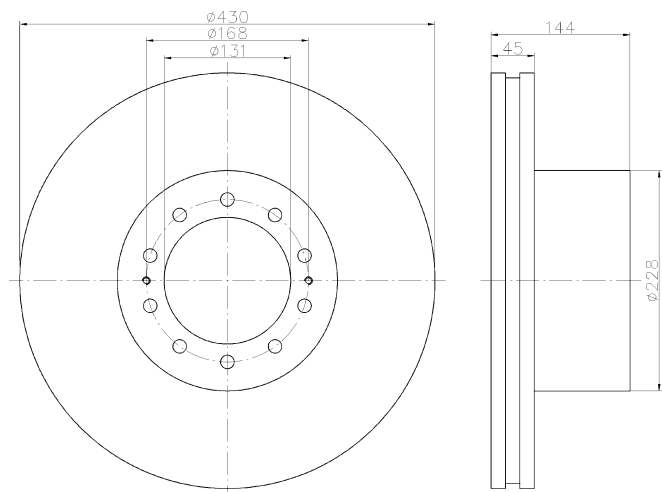
VAN HOOL



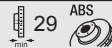
CVD702



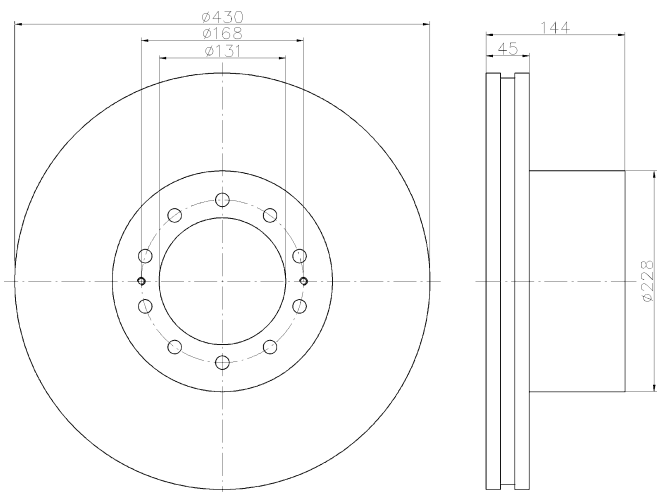
IVECO







CVD703











IVECO









WIK502	MAN, SETRA	335 mm 
		
		

WIK504	RENAULT TRUCKS	885 mm 
		
		

WIK505	IVECO	300 mm 
		
		

WIK506	IVECO	150 mm 
		
		


Illustrations



WIK507

HEULIEZ, KAROSA, RENAULT TRUCKS

365 mm



WIK508

RENAULT TRUCKS


580 mm



WIK509

IVECO

495 mm



WIK511

















IRISBUS, RENAULT TRUCKS

340 mm



Illustrations




<p>WIK513</p> 	<p>IVECO 475 mm </p>  
<p>WIK514</p> 	<p>IVECO 282 mm </p>  
<p>WIK515</p> 	<p>BOVA, DENNIS, KAROSA, SCANIA 282 mm </p>  
<p>WIK516</p> 	<p>RENAULT TRUCKS 250 mm </p>  



Illustrations



WIK517

MAN



248 mm 



WIK518

IRISBUS, RENAULT TRUCKS



342 mm 



WIK519

MAN, TEMSA, VAN HOOL




358 mm / 307 mm 



WIK520

















IVECO

298 mm / 240 mm 



Illustrations



<p>WIK521</p>  <p>WIK521 main assembly showing a metal bracket with a circular hole, a black cable with a connector, and a black plastic component.</p>	<p>RENAULT TRUCKS 248 mm </p>   <p>WIK521 detail views showing the black plastic component and its connection to the metal bracket.</p>
<p>WIK522</p>  <p>WIK522 main assembly showing a metal bracket with a circular hole, a black cable with a connector, and a black plastic component.</p>	<p>DAF 273 mm / 215 mm </p>   <p>WIK522 detail views showing the black plastic component and its connection to the metal bracket.</p>
<p>WIK523</p>  <p>WIK523 main assembly showing a metal bracket with a circular hole, a black cable with a connector, and a black plastic component.</p>	<p>ERF, MAN 289 mm / 237 mm </p>   <p>WIK523 detail views showing the black plastic component and its connection to the metal bracket.</p>
<p>WIK526</p>  <p>WIK526 main assembly showing a metal bracket with a circular hole, a black cable with a connector, and a black plastic component.</p>	<p>BPW, SAF 682 mm </p>   <p>WIK526 detail views showing the black plastic component and its connection to the metal bracket.</p>



Illustrations



WIK527


DAF



320 mm 



WIK528

RENAULT TRUCKS



399 mm 



WIK532

GRANNING LYNX, MAN, TEMSA, VAN HOOL



405 mm / 350 mm 



WIK533

















BPW, FRUEHAUF, GRANNING LYNX, SAF

365 mm 



Illustrations




WIK538	RENAULT TRUCKS, VOLVO 277 mm / 342 mm 
	 
WIK540	IVECO 200 mm 
	 
WIK541	IRISBUS 290 mm 
	 
WIK542	RENAULT TRUCKS 250 mm 
	 



Illustrations



WIK543

IVECO


1,315 mm 



WIK548

ERF, MAN

350 mm / 215 mm 





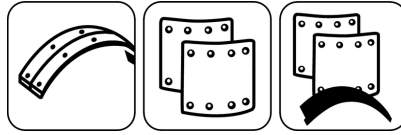
Reference List




Zuordnungsliste

Liste des Références


Lista di Riferimento




Lista de Referencias



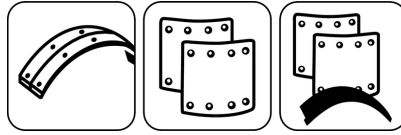
Part No. Ref. Nr. Réf. No. Ref. No. Rif. N.	Part Info. Ref. Info. Réf. Info. Ref. Info. Rif. Info.			
AT261S7242	13066	305	56	LEYLAND-DAF
AX146S7115	19896	380	178	EATON, VAN HOOL
BC351S7340	19200	420	160	ACERBI, BPW, CARDI, FRUEHAUF, KNOTT, SAE, SAF, WARSTEIN
BC361A7340	19032	420	180	ACERBI, BATTAGLINO S.P.A., BPW, CARDI, CODER, FRANCHIN, FRUEHAUF, GORICA, KAESSBOHRER, KNOTT, MISTRALL, MOL, PIACENZA, ROLFO, SAF, WARSTEIN, ZORZI
BC361B7340	19032	420	180	ACERBI, BATTAGLINO S.P.A., BPW, CARDI, CODER, FRANCHIN, FRUEHAUF, GORICA, KAESSBOHRER, KNOTT, MISTRALL, MOL, PIACENZA, ROLFO, SAF, WARSTEIN, ZORZI
BC361S7340	19032	420	180	ACERBI, BATTAGLINO S.P.A., BPW, CARDI, CODER, FRANCHIN, FRUEHAUF, GORICA, KAESSBOHRER, KNOTT, MISTRALL, MOL, PIACENZA, ROLFO, SAF, WARSTEIN, ZORZI
BC361Y7340	19032	420	180	ACERBI, BATTAGLINO S.P.A., BPW, CARDI, CODER, FRANCHIN, FRUEHAUF, GORICA, KAESSBOHRER, KNOTT, MISTRALL, MOL, PIACENZA, ROLFO, SAF, WARSTEIN, ZORZI
BC371A7340	19094	420	200	ACERBI, BATTAGLINO S.P.A., BPW, CALABRESE, CARDI, DAF, DIANA CAR, DORSEY, FRANCHIN, FRUEHAUF, KAESSBOHRER, LAG, LECINENA, LECITRAILER, MINERVA, MISTRALL, MOL, NUOVA O.M.T., OMEP, PIACENZA, SAE, SAF, WARSTEIN, ZORZI
BC371B7340	19094	420	200	ACERBI, BATTAGLINO S.P.A., BPW, CALABRESE, CARDI, DAF, DIANA CAR, DORSEY, FRANCHIN, FRUEHAUF, KAESSBOHRER, LAG, LECINENA, LECITRAILER, MINERVA, MISTRALL, MOL, NUOVA O.M.T., OMEP, PIACENZA, SAE, SAF, WARSTEIN, ZORZI
BC371S7340	19094	420	200	ACERBI, BATTAGLINO S.P.A., BPW, CALABRESE, CARDI, DAF, DIANA CAR, DORSEY, FRANCHIN, FRUEHAUF, KAESSBOHRER, LAG, LECINENA, LECITRAILER, MINERVA, MISTRALL, MOL, NUOVA O.M.T., OMEP, PIACENZA, SAE, SAF, WARSTEIN, ZORZI
BC801A7340	19574	300	200	ACERBI, ANTEO, BPW, CARDI, KAESSBOHRER, PIACENZA, ROLFO, WARSTEIN, ZORZI
BC801B7340	19574	300	200	ACERBI, ANTEO, BPW, CARDI, KAESSBOHRER, PIACENZA, ROLFO, WARSTEIN, ZORZI
BC801S7340	19574	300	200	ACERBI, ANTEO, BPW, CARDI, KAESSBOHRER, PIACENZA, ROLFO, WARSTEIN, ZORZI
BC801Y7340	19574	300	200	TRENKAMP & GEHLE (GIGANT)
BC811Y7340	19591	420	220	BPW, WARSTEIN
BC1091A7340	17456	420	140	CARDI
BC1091S7340	17456	420	140	CARDI
BC90911S7340	19166	400	200	KAESSBOHRER
BC1001011S7340	19902	360	200	BPW, GORICA, VALX, WARSTEIN
BC1001011X7340	19902	360	200	BPW, GORICA, WARSTEIN
BC1061071S7340	19967	300	200	TRAILOR
BC1201211S7222	19718	360	200	FRUEHAUF, TRAILOR
BO21221S7242	11189	330	44	BEDFORD
BO27281S7242	15248	406	81	BEDFORD
BO37381S242AF	15281	331	81	BEDFORD
BO39401S242AF	17229	331	106	BEDFORD
CS641S7119	19745	394	202.6	AWD, BEDFORD, DAF, DENNIS, ERF, FODEN TRUCKS, LEYLAND-DAF, OPTARE, SISU, VOLVO
CS672S7119	19922	394	203	DENNIS, STEYR
CS682S7119	18008	394	177	DENNIS
CW111S7141	19887	394	179	FORD
CW121S7141	19921	394	199	FORD
CW412A7141	19384	381	177.8	FODEN TRUCKS, FRUEHAUF, IVECO, ROCKWELL, VAN HOOL, VOLVO
CW412B7141	19384	381	177.8	FODEN TRUCKS, FRUEHAUF, IVECO, ROCKWELL, VAN HOOL, VOLVO
CW412S7100	19384	381	177.8	FODEN TRUCKS, FRUEHAUF, IVECO, ROCKWELL, VAN HOOL, VOLVO
CW412S7141	19384	381	177.8	FODEN TRUCKS, FRUEHAUF, IVECO, ROCKWELL, VAN HOOL, VOLVO
CW412Y7141	19384	381	177.8	FODEN TRUCKS, IVECO, VOLVO
DF16172S7100	19256	419	177.8	BOVA, DAF, NEOPLAN
DF16172S7203	19256	419	177.8	DAF
DF20213A7113	19150	419	152.4	DAF
DF20213S7100	19150	419	152.4	BOVA, DAF
DF20213S7113	19150	419	152.4	DAF
DF30311S7113	19617	419	203.2	DAF
DF30311S7203	19617	419	203.2	DAF, VAN HOOL




Reference List
Zuordnungsliste
List des Références
Lista di Riferimento
Lista de Referencias




Part No. Ref. Nr. Réf. No. Lista di Riferimento Rif. N.	Part Info. Ref. Info. Réf. Info. Rif. Info.			
DF32331A7203	19890	420	200	BOVA, DAF
DF32331B7203	19890	420	200	DAF
DF32331S7100	19890	420	200	BOVA, DAF
DF32331S7203	19890	420	200	BOVA, DAF
DF34351S7100	19900	420	150	DAF
DF34351S7203	19900	420	150	DAF
DF36371S7100	19888	420	175	DAF
DF36371S7203	19888	420	175	DAF
DF38391S7100	19914	420	240	DAF
DF38391S7203	19914	420	240	DAF
DF42431S7113	19024	419	152.4	DAF
DF44451A7100	19010	420	150	DAF
DF44451S7100	19010	420	150	DAF
DF44451S7203	19010	420	150	DAF
DF46471B7203	19052	420	175	DAF
DF46471S7100	19052	420	175	DAF
DF46471S7203	19052	420	175	DAF
DF48491A7100	19063	420	200	DAF
DF48491A7203	19063	420	200	DAF
DF48491B7203	19063	420	200	DAF
DF48491S7100	19063	420	200	DAF
DF48491S7203	19063	420	200	DAF
DF50511S7113	19069	420	240	DAF
DO83841S7340	19808	350	200	RENAULT TRUCKS
FI861A7141	17481	420	125	IVECO, VAN HOOL
FI861B7141	17481	420	125	IVECO, VAN HOOL
FI861S7141	17481	420	125	IVECO, VAN HOOL
FI951A7141	15500	420	90	CARENZI, IVECO, PIACENZA
FI1051S7141	17869	420	140	IVECO, NUOVA O.M.T., SPECIALCAR
FI1061S7141	19694	420	180	IVECO
FI1152S7141	19786	410	200	IVECO, VAN HOOL
FI1241A7121	19918	360	170	DENNIS, IVECO, NEOPLAN, WABCO (Perrot Bremse)
FI1241B7121	19918	360	170	DENNIS, IVECO, NEOPLAN, WABCO (Perrot Bremse)
FI1241S7121	19918	360	170	DENNIS, IVECO, NEOPLAN, WABCO (Perrot Bremse)
FI1001011A7141	15732	325	80	WABCO (Perrot Bremse)
FI1001011B7141	15732	325	80	WABCO (Perrot Bremse)
FI1001011S7141	15732	325	80	WABCO (Perrot Bremse)
FI1201211A7141	17924	325	100	IVECO, WABCO (Perrot Bremse)
FI1201211B7141	17924	325	100	IVECO, WABCO (Perrot Bremse)
FI1201211S7141	17924	325	100	IVECO, WABCO (Perrot Bremse)
FT671A7329	19557	419	203	FODEN TRUCKS, FRUEHAUF, TRAILOR
FT671S7329	19557	419	203	FODEN TRUCKS, FRUEHAUF, TRAILOR
FT11121A7329	19613	419	178	FRUEHAUF, TRAILOR
FT11121S7329	19613	419	178	FRUEHAUF, TRAILOR
FU452A7329	19369	419	219.1	BATTAGLINO S.P.A., CARRIMORE, CASTERA, CODER, DIANA CAR, DORSEY, LAG, ROCKWELL, SPECIALCAR, TRAILOR, YORK TRANSPORT EQUIPMENT PTY LTD
FU452B7329	19369	419	219.1	BATTAGLINO S.P.A., CARRIMORE, CASTERA, CODER, DIANA CAR, DORSEY, LAG, ROCKWELL, SPECIALCAR, TRAILOR, YORK TRANSPORT EQUIPMENT PTY LTD
FU452S7329	19369	419	219.1	BATTAGLINO S.P.A., CARRIMORE, CASTERA, CODER, DIANA CAR, DORSEY, LAG, ROCKWELL, SPECIALCAR, TRAILOR, YORK TRANSPORT EQUIPMENT PTY LTD
FU17181S7340	19608	311	203	FRUEHAUF
GG771S7242	17134	387	108	FORD
GG831S242AFS	19072	394	152	FORD
GG831S7115	19072	394	152	FORD
GG921S7100	19111	394	178	ERF, FORD, LEYLAND-DAF, PEGASO, SEDDON DIESEL
GG921S7115	19111	394	178	ERF, FORD, LEYLAND-DAF, PEGASO, SEDDON DIESEL
GG1391S7242	15788	314	127	FRUEHAUF
GG1401S7141	19351	394	152	FORD
GG1421S7100	19371	394	202	BEDFORD, DENNISON, DODGE, ERF, LEYLAND-DAF, NISSAN




Lists



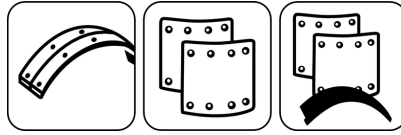
Part No. Ref. Nr. Réf. No. Ref. No. Rif. N.	Part Info. Ref. Info. Réf. Info. Ref. Info. Rif. Info.			
GG1421S7115	19371	394	202	BEDFORD, DENNISON, DODGE, ERF, LEYLAND-DAF, NISSAN
GG1441S242AF	17555	330	102	FORD
GG1571S7242	17557	387	108	DAF, FORD
GG1891S242AF	19820	394	200	FORD
GG2091A7141	15879	325	99.5	MAN, STEYR
GG2091S7141	15879	325	99.5	MAN, STEYR
GG2101S7115	17988	325	149.5	MAN, STEYR
GG2111S7141	19923	360	170	DAF
GG2171A7141	17017	360	143	MAN
GG2171S7141	17017	360	143	MAN
GG2181S7115	19177	360	163	MAN, TVM
GG2322S7115	19708	360	182.5	MAN
GG1821831S7242	15837	308	76	FORD
GG1841851S7121	17934	308	102	FORD
GG1861871S7121	17932	330	127.2	FORD, LEYLAND-DAF, OPTARE
GG2072081S7121	19269	360	170	VOLVO
GG2142151A7121	19543	360	170	VOLVO
GG2142151S7121	19543	360	170	VOLVO
GG2192201S7242	17366	308	101.1	RENAULT TRUCKS
GG2352361A7141	19758	360	170	VOLVO
GG2352361S7141	19758	360	170	VOLVO
IL66673A7329	19037	419	177.8	FRUEHAUF, ROCKWELL, TRAILOR
IL66673B7329	19037	419	177.8	FRUEHAUF, ROCKWELL, TRAILOR
IL66673S7329	19037	419	177.8	FRUEHAUF, ROCKWELL, TRAILOR
LE541S7115	17132	387	127	LEYLAND-DAF
LE602A7119	19066	394	203	LEYLAND-DAF
LE602S7119	19066	394	203	LEYLAND-DAF
LE691S7119	19662	394	153	LEYLAND-DAF
LE721S242AF	19015	406	203	LEYLAND-DAF
LH942S7141	17940	330	102	LEYLAND-DAF
LH98991S7242	17939	330	140	DODGE
LZ11A7222	19996	305	200	COLAERT
LZ11S7222	19996	305	200	COLAERT
LZ231S7340	19762	305	200	SAE
LZ451S7222	19912	355	150	SAE, SAF, TRAILOR
MB1102A7115	17280	308	120	MERCEDES-BENZ
MB1102S7115	17280	308	120	MERCEDES-BENZ
MB1152A7115	17287	308	135	MERCEDES-BENZ
MB1152S7115	17287	308	135	MERCEDES-BENZ
MB69701A7115	15349	300	70	MERCEDES-BENZ
MB69701S7115	15349	300	70	MERCEDES-BENZ
MB72731S7115	15580	300	98	MERCEDES-BENZ
MB74752BX7113	19706	410	163	MERCEDES-BENZ
MB74752S7100	19706	410	163	MERCEDES-BENZ
MB74752S7113	19706	410	163	BOVA, MAN, MERCEDES-BENZ, NEOPLAN
MB74752X7113	19706	410	163	MERCEDES-BENZ
MB74752Y7113	19706	410	163	MERCEDES-BENZ
MB74752YX7113	19706	410	163	MERCEDES-BENZ
MB76772A7113	19707	410	222	BOVA, MAN, MERCEDES-BENZ, NEOPLAN
MB76772BX7113	19707	410	222	MAN, MERCEDES-BENZ, NEOPLAN
MB76772S7100	19707	410	222	BOVA, MAN, MERCEDES-BENZ, NEOPLAN
MB76772S7113	19707	410	222	BOVA, MAN, MERCEDES-BENZ, NEOPLAN
MB76772X7113	19707	410	222	BOVA, MAN, MERCEDES-BENZ, NEOPLAN
MB76772Y7113	19707	410	222	BOVA, MAN, MERCEDES-BENZ, NEOPLAN
MB76772YX7113	19707	410	222	MAN, MERCEDES-BENZ, NEOPLAN
MB80812BX7121	15030	270	79	MERCEDES-BENZ, STEYR, WABCO (Perrot Bremse)
MB80812S7121	15030	270	79	MERCEDES-BENZ, STEYR, WABCO (Perrot Bremse)
MB90912S7121	11019	230	34	MERCEDES-BENZ, WABCO (Perrot Bremse)
MB94951S7115	15580	304	98	MERCEDES-BENZ
MB98991S7243	17290	364	130	MERCEDES-BENZ
MB1071082S7121	15059	300	87	MERCEDES-BENZ
MB1111122S7115	17290	364	130	MERCEDES-BENZ




Reference List
 Zuordnungsliste
 List des Références
 Lista di Riferimento
 Lista de Referencias




Part No. Ref. Nr. Réf. No. Lista di Riferimento Rif. N.	Part Info. Ref. Info. Réf. Info. Rif. Info.			
MB1131142S7115	19506	364	160	MERCEDES-BENZ
MB1171182S7121	17351	300	122.5	MERCEDES-BENZ
MP291S7100	17682	410	123	MAN, MERCEDES-BENZ
MP291S7115	17682	410	123	BPW, MAN, MERCEDES-BENZ
MP302A7115	17238	410	143	ERF, MAN, MERCEDES-BENZ
MP302S7100	17238	410	143	ERF, MAN, MERCEDES-BENZ
MP302S7115	17238	410	143	ERF, MAN, MERCEDES-BENZ
MP312A7100	19494	410	163	MERCEDES-BENZ
MP312A7115	19494	410	163	MERCEDES-BENZ
MP312B7115	19494	410	163	MERCEDES-BENZ
MP312S7100	19494	410	163	MERCEDES-BENZ
MP312S7115	19494	410	163	MAN, MERCEDES-BENZ
MP322A7100	19495	410	183	MAN, MERCEDES-BENZ, STEYR
MP322A7115	19495	410	183	MAN, MERCEDES-BENZ
MP322B7115	19495	410	183	MAN, MERCEDES-BENZ
MP322S7100	19495	410	183	MAN, MERCEDES-BENZ, STEYR
MP322S7115	19495	410	183	MAN, MERCEDES-BENZ
MP362A7100	19496	410	223	ERF, MAN, MERCEDES-BENZ, STEYR
MP362A7115	19496	410	223	MERCEDES-BENZ
MP362B7115	19496	410	223	MERCEDES-BENZ
MP362S7100	19496	410	223	ERF, MAN, MERCEDES-BENZ, STEYR
MP362S7115	19496	410	223	MERCEDES-BENZ
MP37381A7115	15817	325	96.5	DAF
MP37381S7100	15817	325	96.5	DAF
MP37381S7115	15817	325	96.5	DAF, LEYLAND-DAF, MAN, WABCO (Perrot Bremse)
MP39401S7100	17900	325	146.5	DAF, LEYLAND-DAF, MAN, NEOPLAN, WABCO (Perrot Bremse)
MP39401S7115	17900	325	146.5	DAF, LEYLAND, LEYLAND-DAF, MAN, NEOPLAN, WABCO (Perrot Bremse)
MQ342S7222	19783	311	177.8	ROCKWELL, YORK TRANSPORT EQUIPMENT PTY LTD
PB221A7115	19503	360	170	DAF, DENNIS, IVECO, LEYLAND-DAF, WABCO (Perrot Bremse)
PB221B7115	19503	360	170	DAF, DENNIS, IVECO, LEYLAND-DAF, WABCO (Perrot Bremse)
PB221S7115	19503	360	170	DAF, DENNIS, IVECO, LEYLAND-DAF, WABCO (Perrot Bremse)
PB221S7121	19503	360	170	DAF, DENNIS, IVECO, LEYLAND-DAF, WABCO (Perrot Bremse)
PB242S7141	19343	410	200	IVECO, WABCO (Perrot Bremse)
PB252A7141	19342	410	180	IVECO, WABCO (Perrot Bremse)
PB252B7141	19342	410	180	IVECO, WABCO (Perrot Bremse)
PB252S7141	19342	410	180	IVECO, WABCO (Perrot Bremse)
PB3512A7141	19824	410	220	IVECO, WABCO (Perrot Bremse)
PB3512S7141	19824	410	220	IVECO, WABCO (Perrot Bremse)
PB4112S7141	19099	410	182	IVECO
PB4212A7141	19091	410	202	IVECO
PB4212S7141	19091	410	202	IVECO
PB16171S7113	19849	410	160	MERCEDES-BENZ, NEOPLAN, SETRA, WABCO (Perrot Bremse)
PB18192A7113	19699	410	220	BOVA, MERCEDES-BENZ, NEOPLAN, SETRA, VAN HOOL, WABCO (Perrot Bremse)
PB18192S7100	19699	410	220	BOVA, MERCEDES-BENZ, NEOPLAN, SETRA, VAN HOOL, WABCO (Perrot Bremse)
PB18192S7113	19699	410	220	BOVA, MERCEDES-BENZ, NEOPLAN, SETRA, VAN HOOL, WABCO (Perrot Bremse)
PD341S7340	19879	410	200	LECINENA, LECITRAILER, PEGASO
PD781S7100	19877	410	160	PEGASO
RN1001A7100	19934	414	150	RENAULT TRUCKS
RN1001A7115	19934	414	150	RENAULT TRUCKS
RN1001S7100	19934	414	150	RENAULT TRUCKS
RN1001S7115	19934	414	150	RENAULT TRUCKS
RN1011A7100	19935	414	175	RENAULT TRUCKS
RN1011A7115	19935	414	175	RENAULT TRUCKS
RN1011B7115	19935	414	175	RENAULT TRUCKS
RN1011S7100	19935	414	175	RENAULT TRUCKS
RN1011S7115	19935	414	175	RENAULT TRUCKS
RN1041A7100	19187	414	220	RENAULT TRUCKS
RN1041A7115	19187	414	220	RENAULT TRUCKS
RN1041S7100	19187	414	220	RENAULT TRUCKS
RN1041S7115	19187	414	220	RENAULT TRUCKS
RN1021031A7115	19255	360	170	RENAULT TRUCKS
RN1021031S7115	19255	360	170	RENAULT TRUCKS




Lists



Part No. Ref. Nr. Réf. No. Ref. No. Rif. N.	Part Info. Ref. Info. Réf. Info. Ref. Info. Rif. Info.			
RW121S7329	19365	419	203.2	ACERBI, CASTERA, FRUEHAUF, LOHR, OMEP, ROCKWELL, SAE, SAF, TRAILOR
RW123A7329	19366	419	203.2	FRUEHAUF, ROCKWELL, TRAILOR
RW123S7329	19366	419	203.2	FRUEHAUF, ROCKWELL, TRAILOR
RW241S7141	19492	381	180	VOLVO
RW251S7141	19542	381	200	LEYLAND-DAF, VOLVO
RW561A7222	19036	419	177.8	CALABRESE, CASTERA, DE FILIPPI, DIANA CAR, FRUEHAUF, ROCKWELL, SAE, SAF, SPECIALCAR, STEYR, TRAILOR, YORK TRANSPORT EQUIPMENT PTY LTD
RW561S7222	19036	419	177.8	CALABRESE, CASTERA, DE FILIPPI, DIANA CAR, FRUEHAUF, ROCKWELL, SAE, SAF, SPECIALCAR, STEYR, TRAILOR, YORK TRANSPORT EQUIPMENT PTY LTD
RW564S7100	19636	419	178	VALX
RW564S7115	19636	419	178	FODEN TRUCKS, SEDDON DIESEL, VALX
RW2912A7141	19553	410	200	IVECO
RW2912S7141	19553	410	200	ERF, IVECO, ROCKWELL
RW9132A7340	19604	311	190.5	FRUEHAUF, LECINENA, LECITRAILER, ROCKWELL, SPECIALCAR
RW9132S7340	19604	311	190.5	FRUEHAUF, LECINENA, LECITRAILER, ROCKWELL, SPECIALCAR
RW21221A7100	19908	350	200	RENAULT TRUCKS, ROCKWELL
RW21221B7100	19908	350	200	RENAULT TRUCKS, ROCKWELL
RW21221S7100	19908	350	200	RENAULT TRUCKS, ROCKWELL
RW34351A7329	19030	419	177.3	ROCKWELL
RW34351S7329	19030	419	177.3	ROCKWELL
RW36371S7151	19109	410	180	IVECO
RW38391A7151	19116	410	200	IVECO
RW38391S7151	19116	410	200	IVECO
RW2830311A7141	19714	410	180	IVECO, ROCKWELL
RW2830311S7141	19714	410	180	IVECO, ROCKWELL
RW2830311Y7141	19714	410	180	IVECO, ROCKWELL
RW2932331A7141	19716	410	200	ERF, IVECO, ROCKWELL
RW2932331B7141	19716	410	200	ERF, IVECO, ROCKWELL
RW2932331S7141	19716	410	200	ERF, IVECO, ROCKWELL
SA10111BX7113	19049	414	150	COLAERT, RENAULT TRUCKS
SA26272A7115	17831	310	125	DAF, RENAULT TRUCKS, VOLVO
SA28292S7115	17827	325	120	DAF, IVECO, RENAULT TRUCKS
SA30312S7115	19620	325	150	DAF, IVECO, RENAULT TRUCKS
SJ22231A7340	19515	300	200	KAESSBOHRER, LAG, SAF
SJ22231S7340	19515	300	200	KAESSBOHRER, LAG, SAF
SJ26271S7340	19892	355	200	SAE, SAF
SJ28291A7340	19283	420	180	SAF
SJ28291B7340	19283	420	180	SAF
SJ28291S7340	19283	420	180	SAF
SJ30311S7340	19477	420	203	SAF
SJ32331S7340	19479	367	180	SAF
SJ34351S7340	19479	367	180	SAF
SV81S7100	19075	413	178	NEOPLAN, SCANIA
SV81S7115	19075	413	178	NEOPLAN, SCANIA
SV261S7100	17161	413	127	SCANIA
SV261S7115	17161	413	127	SCANIA
SV271A7115	19393	413	203	SCANIA
SV271S7100	19393	413	203	SCANIA
SV341S7100	19647	413	254	NEOPLAN, SCANIA
SV341S7115	19647	413	254	NEOPLAN, SCANIA
SV392S7100	17991	412	127	SCANIA
SV392S7115	17991	412	127	SCANIA
SV402A7115	19931	413	178	SCANIA
SV402B7115	19931	413	178	SCANIA
SV402S7100	19931	413	178	SCANIA
SV402S7113	19931	413	178	SCANIA
SV402S7115	19931	413	178	SCANIA
SV412A7100	19932	413	203	SCANIA
SV412A7115	19932	413	203	SCANIA
SV412B7115	19932	413	203	SCANIA
SV412S7100	19932	413	203	SCANIA
SV412S7113	19932	413	203	SCANIA


Reference List
 Zuordnungsliste
 List des Références
 Lista di Riferimento
 Lista de Referencias



Part No. Ref. Nr. Réf. No. Lista di Riferimento Rif. N.	Part Info. Ref. Info. Réf. Info. Rif. Info.			
SV412S7115	19932	413	203	SCANIA
SV422B7115	19933	413	254	SCANIA
SV422S7100	19933	413	254	SCANIA
SV422S7113	19933	413	254	SCANIA
SV422S7115	19933	413	254	SCANIA
SY241S7113	19246	420	185	STEYR
SY202261B7141	17088	325	120	IVECO, WABCO (Perrot Bremse)
SY202261S7141	17088	325	120	IVECO, WABCO (Perrot Bremse)
VL851BX7115	17992	410	125	VOLVO
VL851S7100	17992	410	125	VOLVO
VL851S7115	17992	410	125	VOLVO
VL861S7100	19941	410	150	VOLVO
VL861S7115	19941	410	150	VOLVO
VL872BX7100	19090	410	173.8	RENAULT TRUCKS, SEDDON DIESEL, VOLVO
VL872S7100	19090	410	173.8	RENAULT TRUCKS, SEDDON DIESEL, VOLVO
VL872S7115	19090	410	173.8	DENNIS, RENAULT TRUCKS, SEDDON DIESEL, VOLVO
VL882S7100	19071	410	198.6	VOLVO
VL882S7115	19071	410	198.6	BMC, DENNIS, ERF, SEDDON DIESEL, STEYR, VOLVO
VL892S7100	19068	410	223.6	DENNIS, VOLVO
VL892S7113	19068	410	223.6	VOLVO
VL892S7115	19068	410	223.6	RENAULT TRUCKS, SEDDON DIESEL, VOLVO
VL70711S7115	17664	413	127	VOLVO
VL72731S7115	19467	394	178	VOLVO
VL76771S7100	19562	394	203	VOLVO
VL76771S7113	19562	394	203	VOLVO
VL76771S7115	19562	394	203	VOLVO
VL81821S7100	19799	394	254	VOLVO
VL81821S7113	19799	394	254	VOLVO
VL81821S7115	19799	394	254	VOLVO
YK672S7340	19333	394	178	ARROW TRAILER
YK893S7340	19461	394	210	MOL, YORK TRANSPORT EQUIPMENT PTY LTD
YK10111S7222	19826	311	209	YORK TRANSPORT EQUIPMENT PTY LTD

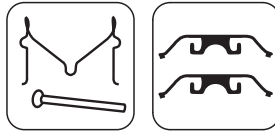



Reference List
Zuordnungsliste
List des Références
Lista di Riferimento
Lista de Referencias

Part No. Ref. Nr. Réf. No. Ref. No. Rif. N.	Part Info. Ref. Info. Réf. Info. Ref. Info. Rif. Info.	
CVP001	29302	AWD, FORD, OPTARE, VOLVO
CVP002	29835	ATE, MERCEDES-BENZ, OPTARE, PLAXTON
CVP003	29017	AVIA, DAF, IVECO, LEYLAND, LEYLAND-DAF, WABCO (Perrot Bremse)
CVP005	29029	DAF
CVP006	29013	DENNIS, RENAULT TRUCKS
CVP008	29039	MERITOR, VOLVO
CVP009	29043	DENNIS, MERITOR, RENAULT TRUCKS
CVP010	29075	IVECO
CVP011	29072	RENAULT TRUCKS
CVP012	29044	RENAULT TRUCKS
CVP013K	29030	DENNIS, ERF, HEULIEZ, KAROSA, MAN, MERCEDES-BENZ, MERITOR, RENAULT TRUCKS, SETRA, TEMSA, VAN HOOL
CVP014	29032	IVECO
CVP015	29011	IVECO
CVP016	29065	IVECO, MERITOR, RENAULT TRUCKS
CVP017	29001	WABCO (Perrot Bremse)
CVP018K	29053	MAN, MERITOR, SETRA
CVP019	29067	IVECO, MERITOR, NISSAN, RENAULT TRUCKS
CVP020KHD	29202	DAF, IVECO
CVP020KPSV	29087	AYATS, BERKHOF, BOVA, DAF, DENNIS, IRISBUS, IRIZAR, IVECO, KAROSA, KNORR BREMSE, MAN, MCV Corporate Group, MERCEDES-BENZ, NEOPLAN, OPTARE, RENAULT TRUCKS, SCANIA, SETRA, SOLARIS
CVP020K	29202	DAF, ERF, GRANNING LYNX, IVECO, KNORR BREMSE, MAN, MERCEDES-BENZ, SCHMITZ Cargobull, SOLARIS, TRENKAMP & GEHLE (GIGANT)
CVP021	29055	MAN, WABCO (Perrot Bremse)
CVP022	29077	DAF, MERCEDES-BENZ, NEOPLAN, WABCO (Perrot Bremse)
CVP023K	29090	DENNIS, IRISBUS, MERITOR, PLAXTON, RENAULT TRUCKS, VOLVO
CVP024K	29124	MERITOR, ROCKWELL
CVP025	29122	IRISBUS, IVECO
CVP027	29017	DAF, IVECO, LEYLAND-DAF, WABCO (Perrot Bremse)
CVP031	29097	RENAULT TRUCKS
CVP032K	29285	AUTOSAN, BMC, DAF, IVECO, JELCZ, MAN, OPTARE, PLAXTON, RENAULT TRUCKS, TEMSA, TVM, WABCO (Perrot Bremse)
CVP035K	29183	GRANNING LYNX, KAMAZ, KNORR BREMSE, MERCEDES-BENZ
CVP036K	29095	DAF, IVECO, KNORR BREMSE, MAN, MERCEDES-BENZ, OPTARE, PLAXTON, SAF,


Part No. Ref. Nr. Réf. No. Ref. No. Rif. N.	Part Info. Ref. Info. Réf. Info. Ref. Info. Rif. Info.	
		TRENKAMP & GEHLE (GIGANT), TVM
CVP037K	29277	LEYLAND-DAF, MERITOR, PLAXTON, ROCKWELL, VOLVO
CVP038K	29136	MERITOR, VOLVO
CVP039K	29137	MERITOR, VOLVO
CVP081	29150	DEN OUDSTEN BUSSEN, MENARINI
CVP082K	29095	KNORR BREMSE, MAN
CVP083K	29196	IVECO, KNORR BREMSE
CVP084	29100	MERITOR, RENAULT TRUCKS
CVP088K	29131	ERF, IRISBUS, MAN, MERITOR, NEOPLAN, RENAULT TRUCKS, ROCKWELL, VOLVO
CVP089K	29143	HALDEX, SAF
CVP090K	29313	DAF, DENNIS, SAF, TRENKAMP & GEHLE (GIGANT), WABCO (Perrot Bremse)
CVP092K	29306	BPW, KNORR BREMSE
CVP093K	29307	BPW, KNORR BREMSE
CVP094K	29308	BPW, KNORR BREMSE
CVP095K	29177	MERITOR, RENAULT TRUCKS, ROCKWELL, VOLVO
CVP096K	29336	SAF, WABCO (Perrot Bremse)
CVP097	29160	NISSAN
CVP098	29186	IRISBUS, IVECO
CVP100K	29173	MERITOR, RENAULT TRUCKS, VOLVO
CVP101K	29174	MERITOR, RENAULT TRUCKS, VOLVO
CVP102K	29181	HALDEX, RENAULT TRUCKS
CVP103K	29269	MERCEDES-BENZ, SAF
CVP104K	29237	NISSAN
CVP105K	29201	SCANIA
CVP106K	29256	IVECO
CVP109	29296	TOYOTA
CVP110	29208	MULTICAR
CVP112K	29279	MAN
CVP113K	29175	SAF
CVP114K		MERCEDES-BENZ
CVP115K		MERCEDES-BENZ
CVP319	29498	KNORR BREMSE, SETRA
CVP338	29747	BOVA, DAF, KNORR BREMSE, LEYLAND, VAN HOOL

Reference List
 Zuordnungsliste
 List des Références
 Lista di Riferimento
 Lista de Referencias

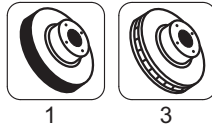


Part No. Ref. Nr. Réf. No. Lista di Riferimento Rif. N.	
FK001	AWD, FORD, IVECO, MERCEDES-BENZ, MERITOR, OPTARE, PLAXTON, RENAULT TRUCKS, VOLVO
FK014	IVECO
FK016	IVECO, OPTARE
FK023	DENNIS, IRISBUS, MERITOR, RENAULT TRUCKS, VOLVO
FK025	IRISBUS, IVECO
FK039	MERITOR, VOLVO
FK088	ERF, IRISBUS, MAN, MERITOR, NEOPLAN, RENAULT TRUCKS, VOLVO
FK113	ERF, IRISBUS, MAN, MERITOR, NEOPLAN, RENAULT TRUCKS, VOLVO

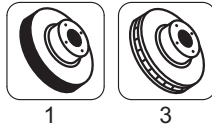


Part No. Ref. Nr. Réf. No. Lista di Riferimento Rif. N.	∅	←	
5 x 10	5	10 mm	MERCEDES-BENZ
5 x 12	5	12 mm	DAF, RENAULT TRUCKS
5X15FTSTB32	5	15.5 mm	MERCEDES-BENZ, NEOPLAN, SETRA
6 x 12	6	12 mm	IVECO, WABCO (Perrot Bremse)
8 x 15	8	15 mm	DENNIS, ERF, IVECO, MAN, ROCKWELL, STEYR
8 x 16	8	16 mm	IVECO
8 x 18	8	18 mm	BOVA, BPW, ERF, IKARUS, KAESSBOHRER, KAROSA, KNOTT, LIAZ, MAN, MERCEDES-BENZ, NEOPLAN, SAF, STEYR, TATRA, WARSTEIN
8 x 20	8	20 mm	DAF, MAN, MERCEDES-BENZ
L 9	6.35	14.29 mm	BEDFORD, DAF, DENNIS, DENNISON, DODGE, ERF, FODEN TRUCKS, LEYLAND-DAF, NISSAN, ROCKWELL, SEDDON DIESEL, VALX, VOLVO, YORK TRANSPORT EQUIPMENT PTY LTD
L 10	6.35	15.9 mm	AWD, BATTAGLINO S.P.A., BEDFORD, BMC, BOVA, CARRIMORE, CASTERA, CODER, DAF, DENNIS, DIANA CAR, DORSEY, ERF, FRUEHAUF, LECINENA, LECITRAILER, LEYLAND-DAF, MERCEDES-BENZ, NEOPLAN, OPTARE, RENAULT TRUCKS, ROCKWELL, SAE, SEDDON DIESEL, SISU, SPECIALCAR, TRAILOR, VOLVO, YORK TRANSPORT EQUIPMENT PTY LTD
L 11	6.35	17.5 mm	VOLVO

Reference List
 Zuordnungsliste
 List des Références
 Lista di Riferimento
 Lista de Referencias





Part No. Ref. Nr. Réf. No. Lista di Riferimento Lista de Referencias						1 3	
CVD501	322	30	126	27	06/09	3	FORD
CVD505	312	30	137	27	12/12	3	DAF, LEYLAND, LEYLAND-DAF
CVD506	315	26	121	23	10/10	3	DAF, LEYLAND-DAF
CVD507	315	26	118	23	06/08	3	IVECO
CVD509	354	30	82	26	10/10	3	RENAULT TRUCKS
CVD510	322	30	90	27	06/06	3	VOLVO
CVD512	440	45	100	39.4	10/12	3	RENAULT TRUCKS
CVD514	438	45	135	41	10/10	3	MERCEDES-BENZ
CVD516	370	45	181	41	08/10	3	IVECO
CVD517	370	45	150	41	08/10	3	IVECO
CVD519	430	50	101	46	12/12	3	IVECO
CVD520	304	30	128	27.8	06/08	3	NEOPLAN
CVD522	438	45	135	35	10/10	3	MAN
CVD523	322	30	129	27.8	08/10	3	IVECO
CVD524	322	30	134	27.8	08/10	3	IVECO
CVD525	324	30	102	24	10/10	3	MAN
CVD526	396	48	119	38	10/10	3	SETRA
CVD527	406	48	175	38	10/10	3	BOVA, DAF, KNORR BREMSE, VAN HOOL
CVD528	460	48	119	42	10/10	3	BOVA, DAF
CVD529	438	45	96	41	10/12	3	RENAULT TRUCKS
CVD530	322	30	138	27	08/08	3	VOLVO
CVD531	330	34	104	28	10/10	3	MAN
CVD532	304	30	128	27.8	06/08	3	NEOPLAN
CVD535	322	30	90	27	08/08	3	VOLVO
CVD536	330	34	124	28	12/12	3	BMC, MAN
CVD538	400	42	90	39	12/00	3	RENAULT TRUCKS
CVD539	350	30	73	27	16/16	3	RENAULT TRUCKS
CVD540	322	30	138	27	08/08	3	VOLVO
CVD541	430	45	131	37	10/10	3	BOVA, NEOPLAN
CVD543	376	45	128	38	10/10	3	MAN
CVD544	432	45	135	37	10/10	3	ERF, MAN
CVD552	430	45	132	37	10/10	3	GRANNING LYNX, MERCEDES-BENZ, SETRA
CVD553	430	45	131	37	10/10	3	SCANIA
CVD554	432	45	135	35	10/10	3	MERCEDES-BENZ, SETRA
CVD555	430	45	159	37	10/12	3	BPW, HALDEX
CVD557	335	34	102	28	10/10	3	MERCEDES-BENZ
CVD558	330	34	129	26	08/08	3	GRANNING LYNX, MAN
CVD559	377	45	134	37	14/14	3	MERCEDES-BENZ
CVD560	377	45	138	37	08/08	3	MERCEDES-BENZ
CVD561	377	45	159.5	37	10/10	3	BPW
CVD562	322	30	140	27.5	06/06	3	RENAULT TRUCKS
CVD563	303.5	30	134.8	27	06/06	3	RENAULT TRUCKS
CVD566	378	45	150	36	10/10	3	MERITOR, ROCKWELL
CVD569	322	30	115	28	06/06	3	VOLVO
CVD570	304	30	128	27.8	06/08	3	IVECO
CVD572	375	44	128	40	10/10	3	DAF
CVD573	335	34	111	28	08/08	3	MERCEDES-BENZ
CVD574	335	34	111	28	08/08	3	MERCEDES-BENZ
CVD575	430	45	160	37	10/10	3	SAF
CVD576	430	45	130	37	12/15	3	SAF
CVD579	432	45	130	35	12/15	3	ERF, MAN
CVD580	430	45	155	37	10/10	3	FRUEHAUF
CVD581	330	34	123	28	12/12	3	DAF
CVD582	330	34	119	28	12/12	3	DAF
CVD583	377	45	157	37	08/08	3	SAF
CVD585	432	45	45	38	10/10	3	DAF
CVD588	375	45	99	38	10/12	3	DAF
CVD589	375	45	146	38	10/10	3	DAF
CVD590	330	34	143.5	28	16/16	3	DAF
CVD596	324	30	121	27	06/06	3	MERCEDES-BENZ, PLAXTON
CVD598	377	45	159.5	40	08/08	3	BPW
CVD599	377	45	169.5	40	10/10	3	BPW



Part No. Ref. Nr. Réf. No. Ref. No. Rif. N.																																																																																																																																																																																																																																																																																																																																																																																																																																																																																																																																																																																																																																																																																																																																																				
---	--	--	--	--	--	--	--	--	--	--	--	--	--	--	--	--	--	--	--	--	--	--	--	--	--	--	--	--	--	--	--	--	--	--	--	--	--	--	--	--	--	--	--	--	--	--	--	--	--	--	--	--	--	--	--	--	--	--	--	--	--	--	--	--	--	--	--	--	--	--	--	--	--	--	--	--	--	--	--	--	--	--	--	--	--	--	--	--	--	--	--	--	--	--	--	--	--	--	--	--	--	--	--	--	--	--	--	--	--	--	--	--	--	--	--	--	--	--	--	--	--	--	--	--	--	--	--	--	--	--	--	--	--	--	--	--	--	--	--	--	--	--	--	--	--	--	--	--	--	--	--	--	--	--	--	--	--	--	--	--	--	--	--	--	--	--	--	--	--	--	--	--	--	--	--	--	--	--	--	--	--	--	--	--	--	--	--	--	--	--	--	--	--	--	--	--	--	--	--	--	--	--	--	--	--	--	--	--	--	--	--	--	--	--	--	--	--	--	--	--	--	--	--	--	--	--	--	--	--	--	--	--	--	--	--	--	--	--	--	--	--	--	--	--	--	--	--	--	--	--	--	--	--	--	--	--	--	--	--	--	--	--	--	--	--	--	--	--	--	--	--	--	--	--	--	--	--	--	--	--	--	--	--	--	--	--	--	--	--	--	--	--	--	--	--	--	--	--	--	--	--	--	--	--	--	--	--	--	--	--	--	--	--	--	--	--	--	--	--	--	--	--	--	--	--	--	--	--	--	--	--	--	--	--	--	--	--	--	--	--	--	--	--	--	--	--	--	--	--	--	--	--	--	--	--	--	--	--	--	--	--	--	--	--	--	--	--	--	--	--	--	--	--	--	--	--	--	--	--	--	--	--	--	--	--	--	--	--	--	--	--	--	--	--	--	--	--	--	--	--	--	--	--	--	--	--	--	--	--	--	--	--	--	--	--	--	--	--	--	--	--	--	--	--	--	--	--	--	--	--	--	--	--	--	--	--	--	--	--	--	--	--	--	--	--	--	--	--	--	--	--	--	--	--	--	--	--	--	--	--	--	--	--	--	--	--	--	--	--	--	--	--	--	--	--	--	--	--	--	--	--	--	--	--	--	--	--	--	--	--	--	--	--	--	--	--	--	--	--	--	--	--	--	--	--	--	--	--	--	--	--	--	--	--	--	--	--	--	--	--	--	--	--	--	--	--	--	--	--	--	--	--	--	--	--	--	--	--	--	--	--	--	--	--	--	--	--	--	--	--	--	--	--	--	--	--	--	--	--	--	--	--	--	--	--	--	--	--	--	--	--	--	--	--	--	--	--	--	--	--	--	--	--	--	--	--	--	--	--	--	--	--	--	--	--	--	--	--	--	--	--	--	--	--	--	--	--	--	--	--	--	--	--	--	--	--	--	--	--	--	--	--	--	--	--	--	--	--	--	--	--	--	--	--	--	--	--	--	--	--	--	--	--	--	--	--	--	--	--	--	--	--	--	--	--	--	--	--	--	--	--	--	--	--	--	--	--	--	--	--	--	--	--	--	--	--	--	--	--	--	--	--	--	--	--	--	--	--	--	--	--	--	--	--	--	--	--	--	--	--	--	--	--	--	--	--	--	--	--	--	--	--	--	--	--	--	--	--	--	--	--	--	--	--

Reference List
 Zuordnungsliste
 List des Références
 Lista di Riferimento
 Lista de Referencias



Part No. Ref. Nr. Réf. No. Ref. No. Rif. N.		
WIK502	335 mm	MAN, SETRA
WIK504	885 mm	RENAULT TRUCKS
WIK505	300 mm	IVECO
WIK506	150 mm	IVECO
WIK507	365 mm	HEULIEZ, KAROSA, RENAULT TRUCKS
WIK508	580 mm	RENAULT TRUCKS
WIK509	495 mm	IVECO
WIK511	340 mm	IRISBUS, RENAULT TRUCKS
WIK513	475 mm	IVECO
WIK514	282 mm	IVECO
WIK515	282 mm	BOVA, DENNIS, KAROSA, SCANIA
WIK516	250 mm	RENAULT TRUCKS
WIK517	248 mm	MAN
WIK518	342 mm	IRISBUS, RENAULT TRUCKS
WIK519	358 mm / 307 mm	MAN, TEMSA, VAN HOOL
WIK520	298 mm / 240 mm	IVECO
WIK521	248 mm	RENAULT TRUCKS
WIK522	273 mm / 215 mm	DAF
WIK523	289 mm / 237 mm	ERF, MAN
WIK526	682 mm	BPW, SAF
WIK527	320 mm	DAF
WIK528	399 mm	RENAULT TRUCKS
WIK529		HALDEX, SAF
WIK530		RENAULT TRUCKS
WIK532	405 mm / 350 mm	GRANNING LYNX, MAN, TEMSA, VAN HOOL
WIK533	365 mm	BPW, FRUEHAUF, GRANNING LYNX, SAF
WIK534	275 mm	MAN, TEMSA, VAN HOOL
WIK538	277 mm / 342 mm	RENAULT TRUCKS, VOLVO
WIK540	200 mm	IVECO
WIK541	290 mm	IRISBUS
WIK542	250 mm	RENAULT TRUCKS
WIK543	1,315 mm	IVECO
WIK546	750 mm	SAF, WABCO (Perrot Bremse)
WIK548	350 mm / 215 mm	ERF, MAN

INFORMATION

Information / Information / Informazione / Información

The WVA numbers (parts reference system) listed in this publication as well as the whole numerical system are the sole property of the VRI (Friction Materials Industry Association). Reprinting, copying or use are not allowed without prior written representation to the VRI.

Contents of catalogue without engagement.

Any form of reprinting or photocopying of this entire publication or an excerpt thereof is subject to our explicit approval.

Please ask for availability. For brake liners for older models not included herein please refer to our previous catalogues or send an inquiry.

Die in dieser Veröffentlichung genannten WVA-Nummern (Waren-Vertriebs-Artikel-Nummern) sowie das gesamte Nummernsystem sind geistiges Eigentum des VRI (Verband der Reibbelagindustrie e. V.). Nachdruck, Nachahmung oder Gebrauch sind ohne vorherige schriftliche Erlaubnis des VRI nicht gestattet.

Katalogangaben ohne Gewähr. Nachdruck oder fotomechanische Wiedergabe, auch auszugsweise, nur mit unserer ausdrücklichen Genehmigung.

Eventuelle Lieferfähigkeit auf Anfrage. Beläge für ältere Fahrzeuge, die in diesem Katalog nicht mehr aufgeführt sind, sind in den vorhergehenden Katalogausgaben enthalten oder ggf. bei uns zu erfragen.

Le système complet de référencement utilisé dans ce catalogue (numéros WVA) est la propriété littéraire de la VRI (Fédération de l'industrie des garnitures de friction). Toute reproduction, contrefaçon ou utilisation sans autorisation écrite préalable de la VRI est interdite.

Contenu du catalogue non contractuel. Toute reproduction ou copie est formellement interdite.

Sur demande, éventuelle possibilité de livraison. Pour les références de garnitures se rapportant à d'anciens modèles et ne figurant pas dans ce catalogue, veuillez vous reporter à notre édition précédente, ou nous consulter par écrit.

I riferimenti WVA contenuti in questo catalogo nonché l'intero sistema numerico sono di proprietà della VRI (Associazione delle Industrie produttrici di materiale d'attrito). È proibita ogni riproduzione, imitazione o utilizzazione senza previa autorizzazione scritta di VRI.

Decliniamo ogni responsabilità per eventuali dati inesatti o per errori di stampa contenuti nel presente catalogo.

Ristampe, riproduzioni o fotocopie, anche parziali, devono essere da noi autorizzate.

Eventuale disponibilità su richiesta. Per pastiglie di veicoli anteriori, non più indicati nel presente catalogo, consultare i cataloghi precedenti o rivolgersi a noi.

El sistema completo de nomenclatura utilizado en este catálogo (sistema WVA) es propiedad de VRI (Asociación de la Industria de Material de Fricción). Toda reproducción, copia o uso sin autorización escrita de VRI está prohibida.

No nos responsabilizamos de los errores informativos contenidos en nuestro catálogo.

Prohibida la reproducción total o parcial sin nuestro expreso consentimiento.

Eventualmente, se suministrarán a pedido. Respecto a las referencias de guarniciones de freno para modelos antiguos no mencionados en este catálogo, por favor consulten nuestro catálogo anterior o bien mándenlos directamente su petición.



Up-to-date DON catalogue information can also be found on the TecDoc CD-ROM/DVD
Die aktuellen DON Kataloginformationen finden Sie auch auf der TecDoc CD-ROM/DVD
Vous trouverez également les informations actuelles du catalogue DON sur le CD-ROM/DVD TecDoc
Potrete trovare informazioni sull'attuale catalogo DON anche sul CD-ROM/DVD TecDoc
Las informaciones del catálogo actual DON las encontrará también en el CD-ROM/DVD TecDoc



DON | **SERIOUS
STOPPING
POWER**

TMD FRICTION

A NISSHINBO GROUP COMPANY

TMD Friction Services GmbH
Schlebuscher Str. 99, 51381 Leverkusen
Germany

Tel.: +49 (0) 2171-703-0

Fax: +49 (0) 2171-703-2388

www.don-brakes.com

Don is a registered trademark of TMD Friction.